



Old Dominion University Research Foundation

To: Distribution

From: Julian F. Facenda
Interim Executive Director

Date: November 19, 2012

Subject: Annual Report of Sponsored Program Activity - June 30, 2012

Attached please find the Annual Report of Sponsored Program Activity for the fiscal year ended June 30, 2012. This report measures sponsored program activity administered through Old Dominion University Research Foundation by the amount of actual expenditures (direct costs and indirect cost recoveries) incurred during the fiscal year. Unrecovered indirect cost is not included in this report. This report includes sponsored program activity administered by the Research Foundation for Old Dominion University and for certain independent entities affiliated with the University. Included in the report is a schedule of proposals submitted and awards funded for the fiscal year ended June 30, 2012 and the four previous fiscal years. Proposal activity is based upon the total dollar amount requested from sponsoring agencies exclusive of institutional or third party cost share amounts. Award activity reflects the dollar amount of actual funding committed during the reporting period.

Some key points to note are as follows:

- The average yearly increase for the past five fiscal periods is 26.24%
- Sponsored program activity of \$92.0 million is a 3.9% decrease from fiscal year 2011. The development of space launch capabilities for the Virginia Commercial Space Flight Authority being conducted at Wallops Island, Virginia continued to have a significant impact upon reported results.
- The top five funding sources for the fiscal year were:

Orbital Sciences Corporation	\$ 33.0 million
Virginia Department of Transportation	\$ 11.3 million
National Science Foundation	\$ 7.3 million
National Space and Aeronautics Administration	\$ 4.9 million
U.S. Department of the Navy	\$ 3.5 million

These five agencies represent 65.2% of total sponsored research activity

- Activity of individual faculty conducting research through University-wide enterprise centers is reflected under the faculty member's home department. The research activity

of core staff assigned to an enterprise center is reflected in the center's activity. The Virginia Modeling, Analysis and Simulation Center (VMASC) and Frank Reidy Research Center for Bioelectrics core staff activities are reported under the Office of Research and Other Units.

- University departments (including SSRP's and center activity) and affiliated activity exceeding \$1 million for the fiscal year were:

Virginia Commercial Space Flight Authority	\$ 47.6 million
Virginia Space Grant Consortium	\$ 3.9 million
Ocean, Earth and Atmospheric Sciences	\$ 3.8 million
Modeling, Simulation and Visualization	\$ 3.6 million
Physics	\$ 3.4 million
Communication Disorders and Special Education	\$ 3.2 million
Biological Sciences	\$ 2.6 million
Electrical and Computer Engineering	\$ 2.3 million
Chemistry and Biochemistry	\$ 1.7 million
Engineering Management and Systems Engineering	\$ 1.5 million
Virginia Modeling, Analysis and Simulation Center - core only	\$ 1.5 million
Computer Science	\$ 1.5 million
Center for Coastal Physical Oceanography	\$ 1.4 million
Mechanical and Aerospace Engineering	\$ 1.3 million
Psychology	\$ 1.3 million
Medical Laboratory and Radiation Sciences	\$ 1.2 million
Frank Reidy Research Center for Bioelectrics – core only	\$ 1.1 million

- Proposal submissions during fiscal year 2012 increased 37.46% over fiscal year 2011 to \$311.4 million dollars. Awards funded during fiscal year 2012 decreased 3.2% from fiscal year 2011 levels. Awards funded have experienced an average yearly increase of 17.49% for the five year period since fiscal year 2007.

The following charts graphically depict ODURF- related current fiscal year research expenditures and the trend in research activity over the past six years:

Chart A – Research Expenditures for University and Non-University Units

This chart indicates percentage of total research expenditures for fiscal year 2012 for each college and reporting unit.

Chart B – Proposals Submitted and Awards Funded

This chart indicates the growth in proposal submissions from \$224.3 million during fiscal year 2008 to \$311.4 million dollars during fiscal year 2012. Awards funded during this same period grew from \$43.0 million to \$80.8 million.

Should you have any questions concerning the enclosed report please do not hesitate to contact me at 683-4293 ext. 602.

Chart A – Research Expenditures for University and Non University Units

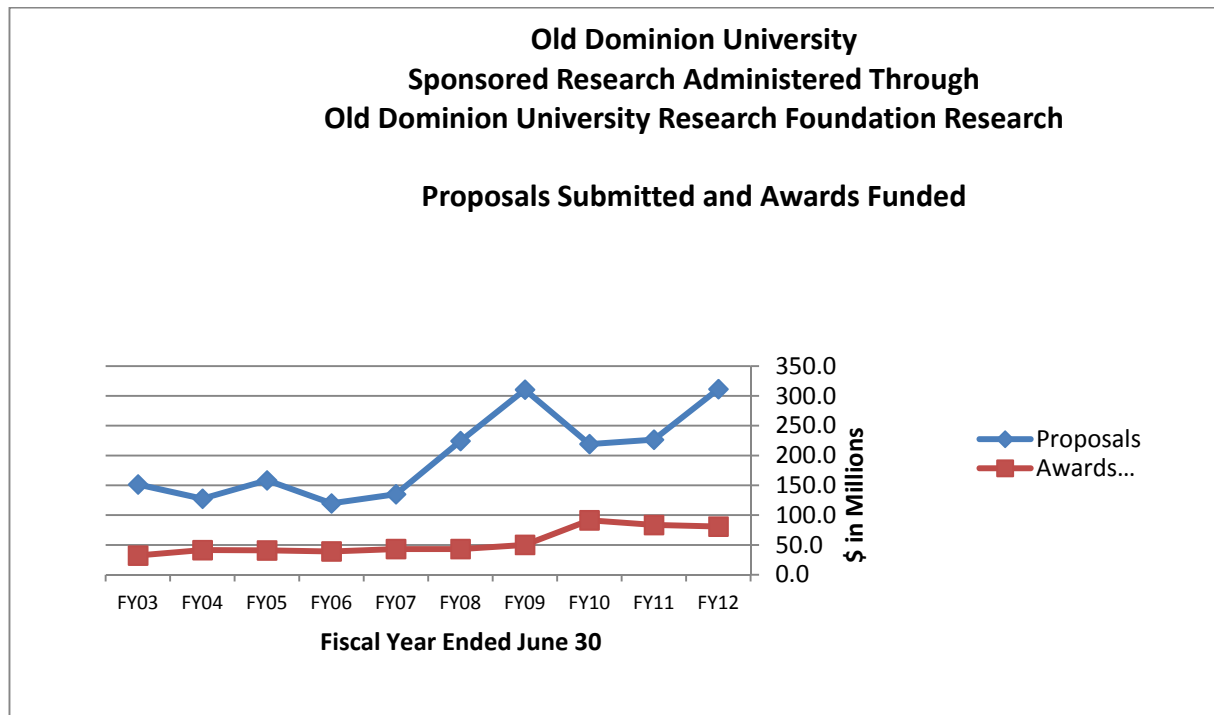
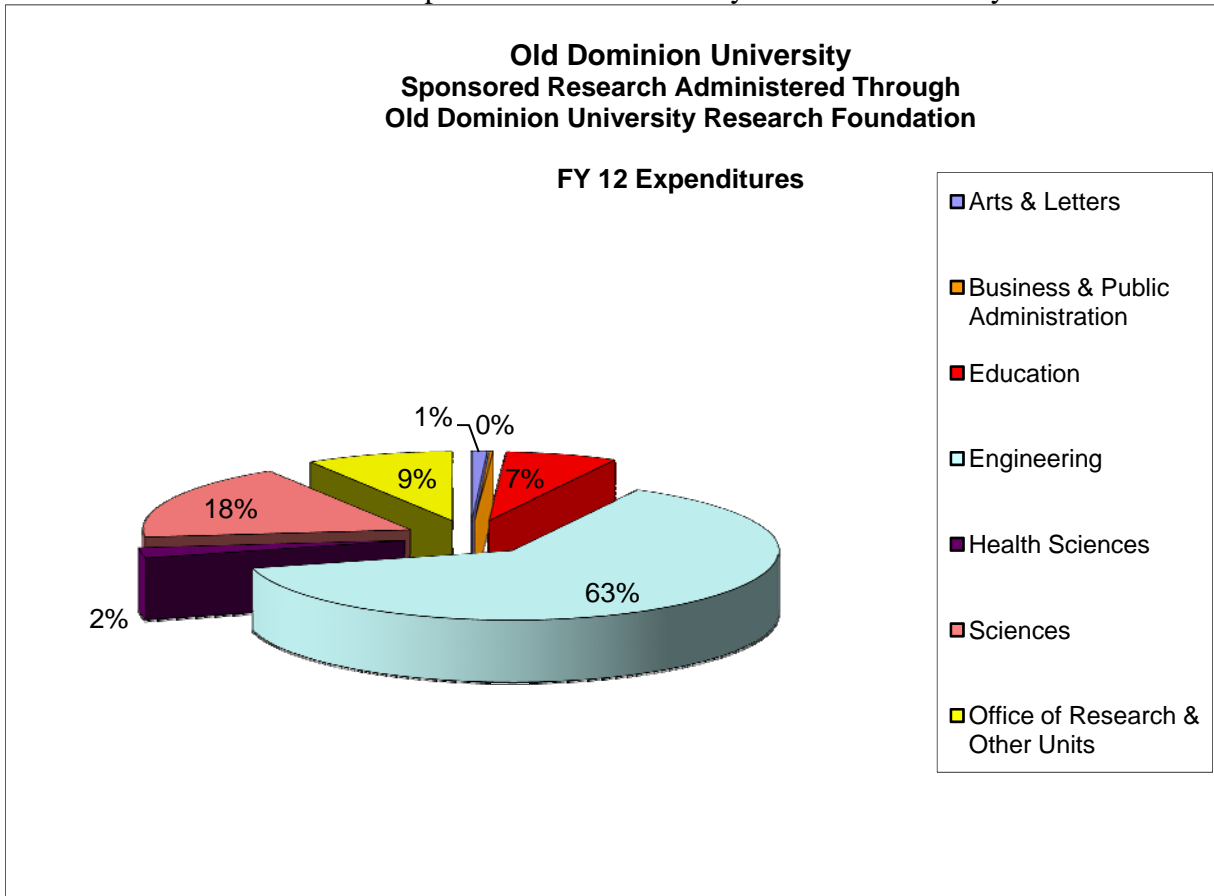



Chart B – Proposals Submitted and Awards Funded

DISTRIBUTION

Research Foundation Board of Trustees
University Vice Presidents
College Deans
Academic Department Chairs
Center Directors
Affiliated Unit Directors
Ms. Marty Sharpe
Ms. Deb Swiecinski



OLD DOMINION UNIVERSITY RESEARCH FOUNDATION
ANNUAL REPORT OF SPONSORED PROGRAM ACTIVITY

FISCAL YEAR ENDED JUNE 30, 2012

CONTENTS

- Schedule 1** - Summary of Sponsored Program Activity
Fiscal Year 2012 through Fiscal Year 2007
- Schedule 2** - Summary of Sponsored Program Activity by Major Funding
Source – Fiscal Year 2012 through Fiscal Year 2008
- Schedule 3** - Comparison of Direct Cost, Indirect Cost and Effective Indirect
Cost Rates – University Units – Fiscal Year 2012 through
Fiscal Year 2010
- Schedule 4** - Sponsored Program Activity Individual Project Listing
Fiscal Year 2012
- Schedule 5** - Enterprise Centers Including Projects Reported as Activity of an
Academic Department – Fiscal Year 2012
- Schedule 6** - Sponsored Program Activity – Proposals Submitted and
Awards Funded – Fiscal Year 2012 through Fiscal Year 2008

SCHEDULE 1

Summary of Sponsored Program Activity

Fiscal Year 2012 through Fiscal Year 2007

SCHEDULE 1
OLD DOMINION UNIVERSITY RESEARCH FOUNDATION
SUMMARY OF SPONSORED PROGRAM ACTIVITY
(MEASURED BY EXPENDITURES INCURRED)
FISCAL YEAR 2012 THROUGH FISCAL YEAR 2007

	FY 12	FY 11	FY10	FY 09	FY 08	FY 07
COLLEGE OF ARTS & LETTERS						
Art	\$ -	\$ -	\$ 2,125	\$ -	\$ -	\$ -
Communication & Theatre Arts	48,536	-	-	4,000	-	-
English	65,224	71,219	4,103	5,774	6,000	5,000
Foreign Languages/Literatures	-	-	-	2,775	16,685	1,517
History	91,433	65,469	82,079	15,177	18,158	17,449
Interdisciplinary Studies	-	-	-	-	-	177
International Studies	46,027	4,642	-	-	-	-
Music	-	-	-	2,150	2,500	-
Political Science & Geography	23,290	70,744	28,113	21,464	138,862	62,380
Political Science & Geography - VMASC	18,433	4,648	-	-	-	199,280
Social Science Research Center	243,088	233,307	154,975	225,158	200,344	205,211
Sociology & Criminal Justice	239,320	257,408	359,629	313,245	279,840	192,443
Sociology & Criminal Justice - SSRC	-	-	-	-	-	3,161
Dean's Office	23,384	22,745	4,582	-	-	-
College Total	\$ 798,735	\$ 730,182	\$ 635,606	\$ 589,743	\$ 662,389	\$ 686,618
% Change from prior year	9.39%	14.88%	7.78%	-10.97%	-3.53%	-2.76%
Average yearly increase (decrease)	3.27%	0.68%				
COLLEGE OF BUSINESS AND PUBLIC ADMINISTRATION						
Business Administration	\$ 52,626	\$ 17,015	\$ 10,489	\$ 4,878	\$ 370	\$ -
Economics	21,757	90,745	105,526	59,013	87,268	40,542
Finance	14,559	-	-	-	-	-
Information Systems & Decision Sciences	78,903	167,758	173,490	73,872	62,028	1,670
Marketing	9,365	-	-	-	-	-
Urban Studies/Public Administration	6,286	-	-	-	-	-
College Total	\$ 183,496	\$ 275,518	\$ 289,505	\$ 137,763	\$ 149,666	\$ 42,212
% Change from prior year	-33.40%	-4.83%	110.15%	-7.95%	254.56%	-37.54%
Average yearly increase (decrease)	66.94%	61.54%				

SCHEDULE 1
OLD DOMINION UNIVERSITY RESEARCH FOUNDATION
SUMMARY OF SPONSORED PROGRAM ACTIVITY
(MEASURED BY EXPENDITURES INCURRED)
FISCAL YEAR 2012 THROUGH FISCAL YEAR 2007

	FY 12	FY 11	FY10	FY 09	FY 08	FY 07
COLLEGE OF EDUCATION						
Communication Disorders and Special Education	\$ 3,194,382	\$ 3,248,813	\$ 3,275,062	\$ 3,073,083	\$ 3,574,986	\$ 3,167,043
Counseling and Human Services	215,922	110,907	87,505	-	-	-
Educational Foundations and Leadership	580,643	401,698	484,770	216,866	218,669	303,896
Human Movement Sciences	97,348	185,799	327,419	317,386	225,484	121,528
STEM Education and Professional Studies	590,967	321,972	303,415	128,662	93,280	312,571
STEM Education and Professional Studies - VMASC	14,641	30,884	11,991	5,250		
Teaching and Learning	559,851	604,761	670,977	655,457	581,855	689,783
Dean's Office	960,009	449,301	400,783	531,947	550,173	638,222
College Total	\$ 6,213,763	\$ 5,354,135	\$ 5,561,922	\$ 4,928,651	\$ 5,244,447	\$ 5,233,043
% Change from prior year	16.06%	-3.74%	12.85%	-6.02%	0.22%	10.17%
Average yearly increase (decrease)	3.75%	2.54%				
COLLEGE OF ENGINEERING & TECHNOLOGY						
Center for Advanced Engineering Environments	-	-	-	224	94,764	317,081
Civil & Environmental Engineering	485,587	389,651	364,783	412,546	389,098	447,761
Civil & Environmental Engineering - VMASC	43,301	41,764	6,566	-	-	-
Civil & Environmental Engineering - VCERC	4,300	12,662	7,192	-	-	-
Electrical & Computer Engineering	816,527	644,279	1,050,755	1,317,005	1,610,851	1,174,396
Electrical & Computer Engineering - ARC	1,157,799	611,638	480,703	595,540	495,046	470,450
Electrical & Computer Engineering - Bioelectronics	317,659	400,282	161,570	263,461	917,867	1,027,431
Electrical & Computer Engineering - VMASC	-	-	57,056	100,976	252,106	500,252
Engineering Management	688,481	957,042	1,562,507	1,218,850	761,417	67,469
Engineering Management - VMASC	142,118	146,282	169,574	1,384,087	2,828,411	522,799
Engineering Management - NCSOSE	717,507	730,794	-	-	-	-
Modeling, Simulation & Visualization	119,867	51,558	-	-	-	-
Engineering Technology	614,291	776,324	536,432	389,161	395,462	147,370
Engineering Technology - ARC	88,882	30,492	64,999	86,248	88,782	-
Mechanical & Aerospace Engineering	1,242,792	1,293,941	2,354,101	1,758,908	1,428,893	1,067,408
Mechanical & Aerospace Engineering - ARC	55,977	117,938	47,503	168,863	167,260	-
Mechanical & Aerospace Engineering - VMASC	16,493	166,435	60,740	176,139	-	-
Mechanical & Aerospace Engineering - SSRP	-	-	-	-	-	-
Virginia Commercial Space Flight Authority	47,604,863	49,382,878	24,517,685	6,762,552	1,109,704	1,753,662
Virginia Space Flight Academy	82,658	56,354	96,219	121,471	110,356	106,571
Mid-Atlantic Institute for Space & Technology	190,374	256,734	203,015	797,849	1,354,151	2,192,574
Dean's Office	137,429	398,815	433,946	207,210	270,261	442,766
Dean's Office - ARC	-	-	20,754	39,608	38,347	-
College Total	\$ 54,526,905	\$ 56,465,863	\$ 32,196,100	\$ 15,800,698	\$ 12,312,776	\$ 10,237,990
% Change from prior year	-3.43%	75.38%	103.76%	28.33%	20.27%	-19.14%
Average yearly increase (decrease)	86.52%	69.19%				

SCHEDULE 1
OLD DOMINION UNIVERSITY RESEARCH FOUNDATION
SUMMARY OF SPONSORED PROGRAM ACTIVITY
(MEASURED BY EXPENDITURES INCURRED)
FISCAL YEAR 2012 THROUGH FISCAL YEAR 2007

	FY 12	FY 11	FY10	FY 09	FY 08	FY 07
COLLEGE OF HEALTH SCIENCES						
Community & Environmental Health	\$ 319,145	\$ 297,653	\$ 249,497	\$ 220,894	\$ 96,314	\$ 49,664
Community & Environmental Health - SSRC	-	-	-	-	-	1,557
Community & Environmental Health - VMASC	-	-	77,583	63,266	41,575	-
Dental Hygiene	69,632	83,879	125,411	91,004	51,665	18,733
Medical Laboratory & Radiation Sciences	-	8,497	15,726	19,468	70,376	37,616
Medical Laboratory & Radiation Sciences - Bioelectrics	1,180,562	1,515,678	1,032,746	472,285	-	958
Medical Laboratory & Radiation Sciences - VMASC	-	-	11,342	40,325	8,003	24,910
Nursing	523,484	701,203	533,702	539,373	362,137	468,643
Physical Therapy	113,829	69,079	60,986	103,022	60,825	54,138
Dean's Office	-	1,182	1,118	60,138	121,411	95,269
College Total	\$ 2,206,652	\$ 2,677,171	\$ 2,108,111	\$ 1,609,775	\$ 812,306	\$ 751,488
% Change from prior year	-17.58%	26.99%	30.96%	98.17%	8.09%	12.18%
Average yearly increase (decrease)	38.73%	59.93%				
COLLEGE OF SCIENCES						
Biological Sciences	\$ 2,445,856	\$ 2,214,734	\$ 2,276,708	\$ 2,083,372	\$ 2,193,431	\$ 2,267,911
Biological Sciences - Bioelectrics	134,103	135,409	-	4,748	-	-
Biological Sciences - VMASC	9,575	86,042	-	-	-	-
Biological Sciences - VCERC	8,606	25,324	14,384	-	-	-
Center for Coastal Physical Oceanography	1,347,043	1,277,236	1,060,131	868,182	922,097	1,094,736
Center for Coastal Physical Oceanography - SSRP	72,204	117,335	-	45,794	112,941	73,265
Center for Computational Science	-	-	-	108,684	222,807	246,327
Chemistry and Biochemistry	1,544,599	1,891,124	1,486,940	1,499,396	1,742,679	1,734,386
Chemistry and Biochemistry - VCERC	154,597	598,453	980,231	1,259,570	855,308	-
Computer Science	1,452,774	1,242,474	1,078,741	1,063,960	1,205,207	1,005,430
Mathematics and Statistics	681,077	539,225	802,198	632,000	551,191	485,554
Mathematics and Statistics - SSRP	-	-	-	-	-	21,336
Ocean, Earth & Atmospheric Sciences	3,413,924	2,706,297	2,336,580	2,702,650	2,804,667	1,961,042
Ocean, Earth & Atmospheric Sciences - SSRP	430,276	304,710	200,660	162,633	158,457	103,037
Ocean, Earth & Atmospheric Sciences - Bioelectrics	-	-	-	14,067	6,539	-
Physics	3,385,594	2,660,860	2,121,443	1,919,102	1,727,286	1,368,251
Physics - ARC	-	1,390	5,807	19,240	-	-
Psychology	1,269,229	1,133,080	676,795	622,539	685,130	697,430
Psychology - Bioelectrics	25,832	63,191	-	-	-	-
Psychology - VMASC	-	7,260	31,170	9,074	15,176	36,003
Dean's Office	11,769	4,563	6,215	14,609	-	181
College Total	\$ 16,387,058	\$ 15,008,707	\$ 13,078,003	\$ 13,029,620	\$ 13,202,916	\$ 11,094,889
% Change from prior year	9.18%	14.76%	0.37%	-1.31%	19.00%	0.98%
Average yearly increase (decrease)	9.54%	7.32%				

SCHEDULE 1
OLD DOMINION UNIVERSITY RESEARCH FOUNDATION
SUMMARY OF SPONSORED PROGRAM ACTIVITY
(MEASURED BY EXPENDITURES INCURRED)
FISCAL YEAR 2012 THROUGH FISCAL YEAR 2007

	FY 12	FY 11	FY10	FY 09	FY 08	FY 07
OFFICE OF RESEARCH AND OTHER UNITS						
Office of Research	\$ -	\$ 1,000	\$ 27,924	\$ -	\$ 15,332	\$ 111,650
VMASC: Virginia Modeling, Analysis & Simulation Center	5,000,309	7,730,181	7,252,718	6,273,554	5,597,514	7,034,562
Frank Reidy Research Center for Bioelectrics	1,085,548	976,348	1,093,686	1,316,054	311,949	59,490
Office of Distance Learning	-	411,788	306,911	229,333	752,312	141,183
ODU Business Gateway	338,640	255,148	240,260	412,080	403,912	321,299
Association for Consortium Leadership	39,881	78,187	56,286	42,982	45,600	48,696
National University Teleconference Network	-	-	-	39	11,113	85,043
Virginia Tidewater Consortium for Higher Education	695,035	759,734	519,232	497,102	478,798	452,144
Virginia Space Grant Consortium	3,884,710	4,327,100	3,285,165	3,014,328	3,061,674	3,464,182
Miscellaneous ODU Units	604,562	677,383	638,197	452,825	(1,769)	13,857
Total Other Units	\$ 11,648,685	\$ 15,216,869	\$ 13,420,379	\$ 12,238,297	\$ 10,676,435	\$ 11,732,106
% Change from prior year	-23.45%	13.39%	9.66%	14.63%	-9.00%	50.02%
Average yearly increase (decrease)	-0.14%	18.92%				
GRAND TOTAL	\$ 91,965,294	\$ 95,728,445	\$ 67,289,626	\$ 48,334,547	\$ 43,060,935	\$ 39,778,346
% CHANGE FROM PRIOR YEAR	-3.93%	42.26%	39.22%	12.25%	8.25%	5.62%
Average yearly increase (decrease)	26.24%	30.83%				

SCHEDULE 2

Summary of Sponsored Program Activity

Major Funding Source

Fiscal Year 2012 through Fiscal Year 2008

SCHEDULE 2
OLD DOMINION UNIVERSITY RESEARCH FOUNDATION
SUMMARY OF SPONSORED PROGRAM ACTIVITY BY MAJOR FUNDING SOURCE
(MEASURED BY EXPENDITURES INCURRED)
FISCAL YEAR 2012 THROUGH FISCAL YEAR 2008

FUNDING SOURCE / AGENCY	FY12		FY11		FY10		FY09		FY08	
	Amount	Percent of Total	Amount	Percent of Total	Amount	Percent of Total	Amount	Percent of Total	Amount	Percent of Total
FEDERAL										
National Science Foundation	\$ 7,302,331	7.9%	\$ 7,276,280	7.6%	\$ 5,963,890	8.9%	\$ 5,270,765	10.9%	\$ 4,961,984	11.5%
National Aeronautics & Space Administration	4,939,958	5.4%	27,558,102	28.8%	8,431,234	12.5%	3,828,848	7.9%	4,895,965	11.4%
U.S. Department of The Navy	3,463,287	3.8%	5,342,632	5.6%	5,928,338	8.8%	5,974,913	12.4%	7,232,693	16.8%
U.S. Department of Health & Human Services	3,229,603	3.5%	3,722,176	3.9%	2,784,319	4.1%	1,620,916	3.4%	1,139,632	2.6%
U.S. Department of Education	2,135,707	2.3%	1,394,209	1.5%	818,337	1.2%	637,619	1.3%	622,999	1.4%
U.S. Department of Energy	1,565,418	1.7%	1,561,562	1.6%	1,228,359	1.8%	916,187	1.9%	1,052,335	2.4%
U.S. Department of Defense - Other	1,456,419	1.6%	1,541,382	1.6%	1,358,704	2.0%	828,016	1.7%	559,157	1.3%
U.S. Department of The Army	1,012,559	1.1%	1,137,002	1.2%	323,851	0.5%	257,768	0.5%	236,411	0.5%
U.S. Department of Homeland Security	989,436	1.1%	1,027,702	1.1%	841,071	1.2%	674,691	1.4%	-	0.0%
Library of Congress	375,009	0.4%	281,385	0.3%	-	0.0%	-	0.0%	-	0.0%
Federal Aviation Administration	346,490	0.4%	188,688	0.2%	226,920	0.3%	146,151	0.3%	178,757	0.4%
Institut of Museum and Library SVC	212,573	0.2%	148,748	0.2%	194,039	0.3%	220,298	0.5%	269,082	0.6%
National Oceanic & Atmospheric Administration	190,789	0.2%	226,049	0.2%	188,541	0.3%	83,519	0.2%	65,328	0.2%
Small Business Administration	168,524	0.2%	115,258	0.1%	5,223	0.0%	-	0.0%	-	0.0%
U.S. Department of Transportation	105,693	0.1%	137,806	0.1%	-	0.0%	-	0.0%	-	0.0%
U.S. Department of The Air Force	100,405	0.1%	290,640	0.3%	260,313	0.4%	238,778	0.5%	673,681	1.6%
U.S. Marine Corp	-	0.0%	-	0.0%	549,168	0.8%	759,002	1.6%	1,159,816	2.7%
Other Federal	429,426	0.5%	148,806	0.2%	131,769	0.2%	250,901	0.5%	67,938	0.2%
SUBTOTAL FEDERAL	\$ 28,023,627	30.0%	\$ 52,098,427	54.3%	\$ 29,234,076	43.2%	\$ 21,708,372	44.4%	\$ 23,115,778	53.5%
STATE & LOCAL GOVERNMENT AND AGREEMENTS WITH OTHER UNIVERSITIES										
Virginia Department of Transportation	\$ 11,335,591	12.3%	\$ 156,677	0.2%	\$ 132,945	0.2%	\$ 24,926	0.1%	\$ -	0.0%
Old Dominion University - See Note	5,475,936	6.0%	4,842,012	5.1%	5,572,124	8.3%	6,216,801	12.9%	5,630,624	13.1%
Virginia Department of Environmental Quality	1,054,885	1.1%	1,243,321	1.3%	997,988	1.5%	1,111,449	2.3%	1,053,723	2.4%
Virginia General Assembly	893,677	1.0%	9,210,900	9.6%	11,854,571	17.6%	5,690,558	11.8%	87,850	0.2%
University of Toledo	546,788	0.6%	138,199	0.1%	-	0.0%	-	0.0%	-	0.0%
Virginia Marine Resources Commission	392,947	0.4%	368,298	0.4%	293,042	0.4%	324,185	0.7%	345,165	0.8%
State Council of Higher Education for Virginia	390,783	0.4%	419,977	0.4%	45,900	0.1%	174,462	0.4%	194,500	0.5%
Virginia Department of Emergency Management	333,192	0.4%	595,526	0.6%	-	0.0%	4,955	0.0%	339,187	0.8%
Virginia Department of Motor Vehicles	216,711	0.2%	210,070	0.2%	155,253	0.2%	144,147	0.3%	108,664	0.3%
Eastern Virginia Medical School	197,914	0.2%	160,853	0.2%	317,591	0.5%	394,078	0.8%	716,366	1.7%
Virginia Institute of Marine Sciences	189,869	0.2%	161,333	0.2%	314,388	0.5%	148,315	0.3%	102,756	0.2%
Hampton Public Schools	187,163	0.2%	161,706	0.2%	118,523	0.2%	39,383	0.1%	-	0.0%
Florida Fish and Wildlife Conservation Commission	115,519	0.1%	99,375	0.1%	130,153	0.2%	57,949	0.1%	107,799	0.3%
State University of New Jersey	110,690	0.1%	89,376	0.1%	125,029	0.2%	156,103	0.3%	-	0.0%
Virginia Tech	97,520	0.1%	99,963	0.1%	-	0.0%	49,222	0.1%	-	0.0%
University of California	87,317	0.1%	72,199	0.1%	127,729	0.2%	109,823	0.2%	98,144	0.2%
Worcester County	73,915	0.1%	80,194	0.1%	197,572	0.3%	212,835	0.4%	103,919	0.2%
City of Norfolk	47,757	0.1%	85,569	0.1%	178,110	0.3%	138,119	0.3%	82,073	0.2%
Virginia Tobacco Commission	47,530	0.1%	170,839	0.2%	213,734	0.3%	-	0.0%	-	0.0%
Other State & Local	1,832,080	2.0%	1,069,195	1.1%	2,076,258	3.1%	2,246,642	4.6%	3,031,047	7.0%
SUBTOTAL STATE & LOCAL	\$ 23,627,784	23.7%	\$ 19,435,582	19.2%	\$ 22,850,910	30.9%	\$ 17,243,952	31.0%	\$ 12,001,817	20.8%

SCHEDULE 2
OLD DOMINION UNIVERSITY RESEARCH FOUNDATION
SUMMARY OF SPONSORED PROGRAM ACTIVITY BY MAJOR FUNDING SOURCE
(MEASURED BY EXPENDITURES INCURRED)
FISCAL YEAR 2012 THROUGH FISCAL YEAR 2008

FUNDING SOURCE / AGENCY	FY12		FY11		FY10		FY09		FY08	
	Amount	Percent of Total	Amount	Percent of Total	Amount	Percent of Total	Amount	Percent of Total	Amount	Percent of Total
PRIVATE AND OTHER SPONSORS										
Orbital Sciences Corporation	\$ 32,965,214	35.8%	\$ 15,842,961	16.5%	\$ 7,187,177	10.7%	\$ 180,000	0.4%	\$ 1,900	0.0%
National Institute of Aerospace	1,607,636	1.7%	1,458,507	1.5%	1,316,699	2.0%	1,805,084	3.7%	1,661,402	3.9%
Jefferson Science Associates	1,245,453	1.4%	1,140,203	1.2%	809,071	1.2%	673,407	1.4%	782,873	1.8%
Niowave, Inc.	234,555	0.3%	113,670	0.1%	-	0.0%	-	0.0%	-	0.0%
Advanced Anti-Terror Technologies, Inc.	209,214	0.2%	246,212	0.3%	237,485	0.4%	92,495	0.2%	32,353	0.1%
Oak Ridge Associated Universities	181,263	0.2%	174,232	0.2%	-	0.0%	-	0.0%	-	0.0%
World Conservation Union	180,968	0.2%	214,062	0.2%	177,419	0.3%	231,092	0.5%	254,709	0.6%
VMASC Memberships	150,347	0.2%	253,971	0.3%	209,376	0.3%	134,084	0.3%	73,306	0.2%
Genedge Alliance (formerly Philpott Manufacturing)	139,005	0.2%	139,890	0.1%	158,207	0.2%	133,838	0.3%	150,000	0.3%
Tetra Tech, Inc	103,847	0.1%	111,221	0.1%	-	0.0%	-	0.0%	-	0.0%
Raytheon Company	99,334	0.1%	113,281	0.1%	-	0.0%	-	0.0%	-	0.0%
General Dynamics	93,870	0.1%	60,483	0.1%	332,548	0.5%	345,089	0.7%	159,581	0.4%
National Space Grant Consortium	91,738	0.1%	85,038	0.1%	20,000	0.0%	110,250	0.2%	132,551	0.3%
General Command of Gandarme	45,178	0.0%	262,404	0.3%	273,213	0.4%	109,104	0.2%	118,141	0.3%
American Diabetes Association	24,951	0.0%	177,483	0.2%	186,856	0.3%	154,406	0.3%	58,669	0.1%
Lockheed Martin Corporation	-	0.0%	630,362	0.7%	-	0.0%	-	0.0%	-	0.0%
ITA International, Inc.	-	0.0%	408,058	0.4%	305,694	0.5%	178,622	0.4%	843,091	2.0%
Batelle National Biodefense Institute	-	0.0%	109,261	0.1%	56,790	0.1%	68,939	0.1%	-	0.0%
Systems Engineering Soutlions, Inc.	-	0.0%	108,597	0.1%	-	0.0%	-	0.0%	-	0.0%
Intrexon Corporation	-	0.0%	90,256	0.1%	130,563	0.2%	-	0.0%	-	0.0%
Magne Motion, Incorporated	-	0.0%	57,428	0.1%	124,579	0.2%	243,847	0.5%	18,578	0.0%
Muons, Inc.	-	0.0%	57,007	0.1%	111,071	0.2%	75,914	0.2%	42,435	0.1%
Opportunity, Inc.	-	0.0%	51,267	0.1%	183,674	0.3%	-	0.0%	-	0.0%
Bioelectrics, Inc.	-	0.0%	42,215	0.0%	84,167	0.1%	73,619	0.2%	32,177	0.1%
Other Private Sponsors	2,941,310	3.2%	2,246,367	2.3%	3,300,051	4.9%	4,772,433	9.9%	3,581,574	8.3%
SUBTOTAL PRIVATE	\$ 40,313,883	40.6%	\$ 24,194,436	22.9%	\$ 15,204,640	17.7%	\$ 9,382,223	9.5%	\$ 7,943,340	10.1%
TOTAL	\$ 91,965,294	94.3%	\$ 95,728,445	96.4%	\$ 67,289,626	91.8%	\$ 48,334,547	85.0%	\$ 43,060,935	84.5%

Note: Certain agencies require direct award to Old Dominion University. The following represents the expenditures by agency on projects passed through by the University.

Old Dominion University pass through from:

Virginia Department Of Education	\$ 3,867,461	4.2%	\$ 3,516,430	3.7%	\$ 3,865,186	5.7%	\$ 3,685,220	7.6%	\$ 3,441,821	8.0%
Virginia General Assembly	1,347,478	1.5%	1,039,823	1.1%	1,276,459	1.9%	2,261,112	4.7%	1,837,022	4.3%
Virginia Department Of Mental Health & Retardation	34,656	0.0%	53,387	0.1%	56,369	0.1%	68,088	0.1%	49,235	0.1%
State Council of Higher Education for Virginia	30,570	0.0%	55,308	0.1%	170,526	0.3%	101,948	0.2%	-	0.0%
Virginia Department Of Health	26,252	0.0%	39,966	0.0%	17,663	0.0%	38,709	0.1%	50,773	0.1%
Virginia Department of Motor Vehicles	-	0.0%	29,446	0.0%	63,734	0.1%	15,666	0.0%	-	0.0%
Other ODU	169,519	0.2%	107,652	0.1%	122,187	0.2%	46,058	0.1%	251,773	0.6%
Old Dominion University Total	\$ 5,475,936	6.0%	\$ 4,842,012	5.1%	\$ 5,572,124	8.3%	\$ 6,216,801	12.9%	\$ 5,630,624	13.1%

Note: Certain prior year amounts have been restated to be consistent with current year presentation.

SCHEDULE 3

**Comparison of Direct Cost, Indirect Cost and
Effective Indirect Cost Rates**

Fiscal Year 2012 through Fiscal Year 2010

SCHEDULE 3
OLD DOMINION UNIVERSITY RESEARCH FOUNDATION
REPORT OF SPONSORED PROGRAM ACTIVITY
DIRECT COST, INDIRECT COST AND EFFECTIVE INDIRECT COST RATE
(MEASURED BY EXPENDITURES INCURRED)
FISCAL YEAR 2012 THROUGH FISCAL YEAR 2010

	Fiscal Year 2012				Fiscal Year 2011				Fiscal Year 2010			
	TOTAL DIRECT COSTS	TOTAL INDIRECT COSTS	TOTAL PROJECT COSTS	Effective Indirect Cost Rate	TOTAL DIRECT COSTS	TOTAL INDIRECT COSTS	TOTAL PROJECT COSTS	Effective Indirect Cost Rate	TOTAL DIRECT COSTS	TOTAL INDIRECT COSTS	TOTAL PROJECT COSTS	Effective Indirect Cost Rate
COLLEGE OF ARTS AND LETTERS												
Dean's Office	\$ 22,717	\$ 667	\$ 23,384	2.9%	\$ 22,100	\$ 645	\$ 22,745	2.9%	\$ 4,260	\$ 322	\$ 4,582	7.6%
Art	-	-	-	0.0%	-	-	-	0.0%	2,125	-	2,125	0.0%
Communication and Theatre Arts	42,590	5,946	48,536	14.0%	-	-	-	0.0%	-	-	-	0.0%
English	63,444	1,780	65,224	2.8%	69,927	1,292	71,219	1.8%	4,103	-	4,103	0.0%
Foreign Languages/literatures		\$ -	\$ -	0.0%	-	-	-	0.0%	-	-	-	0.0%
History	89,098	2,335	91,433	2.6%	63,748	1,721	65,469	2.7%	80,337	1,742	82,079	2.2%
International Studies	43,016	\$3,011	46,027	7.0%	4,338	304	4,642	7.0%	-	-	-	0.0%
Music		\$ -	\$ -	0.0%	-	-	-	0.0%	-	-	-	0.0%
Political Science & Geography	19,669	3,621	23,290	18.4%	62,512	8,232	70,744	13.2%	21,521	6,592	28,113	30.6%
Political Science & Geography - VMASC	18,433	-	18,433	0.0%	4,648	-	4,648	0.0%	-	-	-	0.0%
Sociology & Criminal Justice	177,064	62,256	239,320	35.2%	214,881	42,527	257,408	19.8%	317,099	42,530	359,629	13.4%
Social Science Research Center	204,131	38,957	243,088	19.1%	190,988	42,319	233,307	22.2%	130,369	24,606	154,975	18.9%
College Total	\$ 680,162	\$ 118,573	\$ 798,735	17.4%	\$ 633,142	\$ 97,040	\$ 730,182	15.3%	\$ 559,814	\$ 75,792	\$ 635,606	13.5%
COLLEGE OF BUSINESS AND PUBLIC ADMINISTRATION												
Business Administration	\$ 48,448	\$ 4,178	\$ 52,626	8.6%	\$ 16,712	\$ 303	\$ 17,015	1.8%	\$ 9,753	\$ 736	\$ 10,489	7.5%
Economics	14,506	7,251	21,757	50.0%	60,617	30,128	90,745	49.7%	75,327	30,199	105,526	40.1%
Finance	14,559	-	14,559	0.0%	-	-	-	0.0%	-	-	-	0.0%
Information Systems / Decision Sciences	53,288	25,615	78,903	48.1%	122,244	45,514	167,758	37.2%	126,642	46,848	173,490	37.0%
Marketing	9,365	-	9,365	0.0%	-	-	-	0.0%	-	-	-	0.0%
Urban Studies	6,286	-	6,286	0.0%	-	-	-	0.0%	-	-	-	0.0%
College Total	\$ 146,452	\$ 37,044	\$ 183,496	25.3%	\$ 199,573	\$ 75,945	\$ 275,518	38.1%	\$ 211,722	\$ 77,783	\$ 289,505	36.7%
COLLEGE OF EDUCATION												
Dean's Office	\$ 842,037	\$ 117,972	\$ 960,009	14.0%	\$ 421,099	\$ 28,202	\$ 449,301	6.7%	\$ 366,383	\$ 34,400	\$ 400,783	9.4%
Communication Disorders and Special Education	2,997,353	197,029	3,194,382	6.6%	3,017,882	230,931	3,248,813	7.7%	3,047,159	227,903	3,275,062	7.5%
Counseling and Human Services	207,723	8,199	215,922	3.9%	109,363	1,544	110,907	1.4%	87,150	355	87,505	0.4%
Educational Foundations and Leadership	512,859	67,784	580,643	13.2%	357,255	44,443	401,698	12.4%	426,590	58,180	484,770	13.6%
Human Movement Sciences	91,639	5,709	97,348	6.2%	161,032	24,767	185,799	15.4%	272,386	55,033	327,419	20.2%
STEM Education and Professional Studies	537,166	53,801	590,967	10.0%	299,250	22,722	321,972	7.6%	273,951	29,464	303,415	10.8%
STEM Education and Professional Studies - VMASC	10,289	4,352	14,641	42.3%	25,961	4,923	30,884	19.0%	10,901	1,090	11,991	10.0%
Teaching and Learning	463,988	95,863	559,851	20.7%	502,397	102,364	604,761	20.4%	560,791	110,186	670,977	19.6%
College Total	\$ 5,663,054	\$ 550,709	\$ 6,213,763	9.7%	\$ 4,894,239	\$ 459,896	\$ 5,354,135	9.4%	\$ 5,045,311	\$ 516,611	\$ 5,561,922	10.2%

SCHEDULE 3
OLD DOMINION UNIVERSITY RESEARCH FOUNDATION
REPORT OF SPONSORED PROGRAM ACTIVITY
DIRECT COST, INDIRECT COST AND EFFECTIVE INDIRECT COST RATE
(MEASURED BY EXPENDITURES INCURRED)
FISCAL YEAR 2012 THROUGH FISCAL YEAR 2010

	Fiscal Year 2012				Fiscal Year 2011				Fiscal Year 2010			
	TOTAL DIRECT COSTS	TOTAL INDIRECT COSTS	TOTAL PROJECT COSTS	Effective Indirect Cost Rate	TOTAL DIRECT COSTS	TOTAL INDIRECT COSTS	TOTAL PROJECT COSTS	Effective Indirect Cost Rate	TOTAL DIRECT COSTS	TOTAL INDIRECT COSTS	TOTAL PROJECT COSTS	Effective Indirect Cost Rate
COLLEGE OF ENGINEERING												
Dean's Office	\$ 125,318	\$ 12,111	\$ 137,429	9.7%	\$ 376,575	\$ 22,240	\$ 398,815	5.9%	\$ 404,673	\$ 29,273	\$ 433,946	7.2%
Dean's Office - ARC	-	-	-	0.0%	-	-	-	0.0%	14,616	6,138	20,754	42.0%
Center for Advanced Engineering Environments	-	-	-	0.0%	-	-	-	0.0%	-	-	-	0.0%
Civil & Environmental Engineering	433,047	52,540	485,587	12.1%	319,402	70,249	389,651	22.0%	301,521	63,262	364,783	21.0%
Civil & Environmental Engineering - VMASC	33,424	9,877	43,301	29.6%	32,653	9,111	41,764	27.9%	4,624	1,942	6,566	42.0%
Civil & Environmental Engineering - VCERC	3,413	887	4,300	26.0%	10,049	2,613	12,662	26.0%	5,708	1,484	7,192	26.0%
Electrical & Computer Engineering	649,104	167,423	816,527	25.8%	515,179	129,100	644,279	25.1%	825,781	224,974	1,050,755	27.2%
Electrical & Computer Engineering - ARC	881,547	276,252	1,157,799	31.3%	456,246	155,392	611,638	34.1%	353,568	127,135	480,703	36.0%
Electrical & Computer Engineering - Bioelectronics	240,584	77,075	317,659	32.0%	274,381	125,901	400,282	45.9%	125,622	35,948	161,570	28.6%
Electrical & Computer Engineering - VMASC	-	-	-	0.0%	-	-	-	0.0%	40,523	16,533	57,056	40.8%
Engineering Management	536,453	152,028	688,481	28.3%	765,212	191,830	957,042	25.1%	1,235,695	326,812	1,562,507	26.4%
Engineering Management - VMASC	100,082	42,036	142,118	42.0%	108,110	38,172	146,282	35.3%	119,405	50,169	169,574	42.0%
Engineering Management - NCSOSE	492,724	224,783	717,507	45.6%	519,092	211,702	730,794	40.8%	-	-	-	0.0%
Mechanical & Aerospace Engineering	927,739	315,053	1,242,792	34.0%	1,017,384	276,557	1,293,941	27.2%	2,047,215	306,886	2,354,101	15.0%
Mechanical & Aerospace Engineering - ARC	55,977	-	55,977	0.0%	113,771	4,167	117,938	3.7%	35,466	12,037	47,503	33.9%
Mechanical & Aerospace Engineering - VMASC	11,583	4,910	16,493	42.4%	111,707	54,728	166,435	49.0%	43,458	17,282	60,740	39.8%
Engineering Technology	516,238	98,053	614,291	19.0%	615,337	160,987	776,324	26.2%	427,856	108,576	536,432	25.4%
Engineering Technology - ARC	69,941	18,941	88,882	27.1%	20,328	10,164	30,492	50.0%	47,051	17,948	64,999	38.1%
Modeling, Simulation & Visualization	93,680	26,187	119,867	28.0%	37,001	14,557	51,558	39.3%	-	-	-	0.0%
Virginia Commercial Space Flight Authority	47,479,362	125,501	47,604,863	0.3%	49,032,344	350,534	49,382,878	0.7%	24,395,216	122,469	24,517,685	0.5%
Virginia Space Flight Academy	82,658	-	82,658	0.0%	56,354	-	56,354	0.0%	96,219	-	96,219	0.0%
Mid-Atlantic Institute for Space & Technology	190,374	-	190,374	0.0%	256,638	96	256,734	0.0%	196,529	6,486	203,015	3.3%
College Total	\$ 52,923,248	\$ 1,603,657	\$ 54,526,905	3.0%	\$ 54,637,763	\$ 1,828,100	\$ 56,465,863	3.3%	\$ 30,720,746	\$ 1,475,354	\$ 32,196,100	4.8%
COLLEGE OF HEALTH SCIENCES												
Dean's Office	\$ -	\$ -	\$ -	0.0%	\$ 1,182	\$ -	\$ 1,182	0.0%	\$ 1,118	\$ -	\$ 1,118	0.0%
Community & Environmental Health	240,714	78,431	319,145	32.6%	204,023	93,630	297,653	45.9%	192,124	57,373	249,497	29.9%
Community & Environmental Health - VMASC	-	-	-	0.0%	-	-	-	0.0%	68,187	9,396	77,583	13.8%
Dental Hygiene	50,657	18,975	69,632	37.5%	59,708	24,171	83,879	40.5%	98,302	27,109	125,411	27.6%
Medical Laboratory & Radiation Sciences	-	-	-	0.0%	8,241	256	8,497	3.1%	12,481	3,245	15,726	26.0%
Medical Laboratory & Radiation Sciences - Bioelectronics	813,691	366,871	1,180,562	45.1%	1,032,453	483,225	1,515,678	46.8%	700,075	332,671	1,032,746	47.5%
Medical Laboratory & Radiation Sciences - VMASC	-	-	-	0.0%	-	-	-	0.0%	11,342	-	11,342	0.0%
Nursing	489,469	34,015	523,484	6.9%	653,432	47,771	701,203	7.3%	499,535	34,167	533,702	6.8%
Physical Therapy	88,103	25,726	113,829	29.2%	58,694	10,385	69,079	17.7%	51,941	9,045	60,986	17.4%
College Total	\$ 1,682,634	\$ 524,018	\$ 2,206,652	31.1%	\$ 2,017,733	\$ 659,438	\$ 2,677,171	32.7%	\$ 1,635,105	\$ 473,006	\$ 2,108,111	28.9%

SCHEDULE 3
 OLD DOMINION UNIVERSITY RESEARCH FOUNDATION
 REPORT OF SPONSORED PROGRAM ACTIVITY
 DIRECT COST, INDIRECT COST AND EFFECTIVE INDIRECT COST RATE
 (MEASURED BY EXPENDITURES INCURRED)
 FISCAL YEAR 2012 THROUGH FISCAL YEAR 2010

	Fiscal Year 2012				Fiscal Year 2011				Fiscal Year 2010			
	TOTAL DIRECT COSTS	TOTAL INDIRECT COSTS	TOTAL PROJECT COSTS	Effective Indirect Cost Rate	TOTAL DIRECT COSTS	TOTAL INDIRECT COSTS	TOTAL PROJECT COSTS	Effective Indirect Cost Rate	TOTAL DIRECT COSTS	TOTAL INDIRECT COSTS	TOTAL PROJECT COSTS	Effective Indirect Cost Rate
COLLEGE OF SCIENCES												
Dean's Office	\$ 11,434	\$ 335	\$ 11,769	2.9%	\$ 4,434	\$ 129	\$ 4,563	2.9%	\$ 4,583	\$ 1,632	\$ 6,215	35.6%
Biological Sciences	2,113,611	332,245	2,445,856	15.7%	1,905,702	309,032	2,214,734	16.2%	1,967,538	309,170	2,276,708	15.7%
Biological Sciences - CBE	95,843	38,260	134,103	39.9%	89,603	45,806	135,409	51.1%	-	-	-	0.0%
Biological Sciences - VMASC	8,866	709	9,575	8.0%	74,158	11,884	86,042	16.0%	-	-	-	-
Biological Sciences - VCERC	6,830	1,776	8,606	26.0%	20,098	5,226	25,324	26.0%	11,416	2,968	14,384	26.0%
Center for Coastal Physical Oceanography	988,548	358,495	1,347,043	36.3%	990,108	287,128	1,277,236	29.0%	792,461	267,670	1,060,131	33.8%
Center for Coastal Physical Oceanography - SSRP	48,136	24,068	72,204	50.0%	78,462	38,873	117,335	49.5%	-	-	-	0.0%
Chemistry and Biochemistry	1,239,668	304,931	1,544,599	24.6%	1,565,710	325,414	1,891,124	20.8%	1,200,373	286,567	1,486,940	23.9%
Chemistry and Biochemistry - VCERC	105,542	49,055	154,597	46.5%	471,101	127,352	598,453	27.0%	833,651	146,580	980,231	17.6%
Computer Sciences	1,134,715	318,059	1,452,774	28.0%	921,676	320,798	1,242,474	34.8%	828,374	250,367	1,078,741	30.2%
Computer Sciences - ARC												
Mathematics & Statistics	517,298	163,779	681,077	31.7%	432,266	106,959	539,225	24.7%	649,276	152,922	802,198	23.6%
Ocean, Earth & Atmospheric Sciences	2,400,200	1,013,724	3,413,924	42.2%	1,929,806	776,491	2,706,297	40.2%	1,729,559	607,021	2,336,580	35.1%
Ocean, Earth & Atmospheric Sciences - SSRP	317,324	112,952	430,276	35.6%	222,245	82,465	304,710	37.1%	144,336	56,324	200,660	39.0%
Ocean, Earth & Atmospheric Sciences - CBE				0.0%				0.0%				0.0%
Physics	2,625,184	760,410	3,385,594	29.0%	2,198,350	462,510	2,660,860	21.0%	1,760,060	361,383	2,121,443	20.5%
Physics - ARC				0.0%	1,390		1,390	0.0%	4,609	1,198	5,807	26.0%
Psychology	981,032	288,197	1,269,229	29.4%	866,462	266,618	1,133,080	30.8%	521,781	155,014	676,795	29.7%
Psychology - CBE	20,595	5,237	25,832	25.4%	41,815	21,376	63,191	51.1%				
Psychology - VMASC				0.0%	5,761	1,499	7,260	26.0%	24,738	6,432	31,170	26.0%
College Total	\$ 12,614,826	\$ 3,772,232	\$ 16,387,058	29.9%	\$ 11,819,147	\$ 3,189,560	\$ 15,008,707	27.0%	\$ 10,472,755	\$ 2,605,248	\$ 13,078,003	24.9%
OFFICE OF RESEARCH AND OTHER ACTIVITY												
Office of Research	\$ -	\$ -	\$ -	0.0%	\$ 1,000	\$ -	\$ 1,000	0.0%	\$ 27,924	\$ -	\$ 27,924	0.0%
Frank Reidy Research Center for Bioelectronics	783,965	301,583	1,085,548	38.5%	710,388	265,960	976,348	37.4%	878,054	215,632	1,093,686	24.6%
Virginia Modeling, Analysis and Simulation Center	4,051,963	948,346	5,000,309	23.4%	6,199,668	1,530,513	7,730,181	24.7%	5,936,704	1,316,014	7,252,718	22.2%
Office of Distance Learning				0.0%	291,095	120,693	411,788	41.5%	219,999	86,912	306,911	39.5%
ODU Business Gateway	305,280	33,360	338,640	10.9%	231,365	23,783	255,148	10.3%	162,352	77,908	240,260	48.0%
Virginia Space Grant Consortium	3,402,061	482,649	3,884,710	14.2%	3,746,763	580,337	4,327,100	15.5%	2,766,240	518,925	3,285,165	18.8%
Virginia Tidewater Consortium for Higher Education	638,483	56,552	695,035	8.9%	720,766	38,968	759,734	5.4%	483,714	35,518	519,232	7.3%
National University Teleconference Network				0.0%				0.0%				0.0%
Association for Consortium Leadership	38,347	1,534	39,881	4.0%	75,229	2,958	78,187	3.9%	54,121	2,165	56,286	4.0%
Miscellaneous ODU Units	566,376	38,186	604,562	6.7%	636,013	41,370	677,383	6.5%	598,797	39,400	638,197	6.6%
College Total Other Units	\$ 9,786,475	\$ 1,862,210	\$ 11,648,685	19.0%	\$ 12,612,287	\$ 2,604,582	\$ 15,216,869	20.7%	\$ 11,127,905	\$ 2,292,474	\$ 13,420,379	20.6%
GRAND TOTAL	\$ 83,496,851	\$ 8,468,443	\$ 91,965,294	10.1%	\$ 86,813,884	\$ 8,914,561	\$ 95,728,445	10.3%	\$ 59,773,358	\$ 7,516,268	\$ 67,289,626	12.6%

SSRP= self supporting research program

SCHEDULE 4

Sponsored Program Activity

Individual Project Listing

Fiscal Year 2012

SCHEDULE 4
OLD DOMINION UNIVERSITY RESEARCH FOUNDATION
SPONSORED PROGRAM ACTIVITY BY INDIVIDUAL PROJECT
(MEASURED BY EXPENDITURES INCURRED)
FOR FISCAL YEAR 2012

PROJECT NUMBER	SPONSORING AGENCY	PRINCIPAL INVESTIGATOR / PROJECT DIRECTOR	PROJECT DIRECT COST					PROJECT IDC AND FEES			EFFECTIVE INDIRECT COST RATE	CENTER
			PERSONNEL AND FRINGE BENEFITS	SUPPLIES, CONTRACTUAL, GENERAL, & TRAVEL	EQUIPMENT	SUBCONTRACTS, CONSTRUCTION, TUITION & OTHER	TOTAL DIRECT COSTS	REIMBURSED INDIRECT COSTS	TOTAL SPECIAL FEES	TOTAL PROJECT COSTS		
ARTS AND LETTERS												
Dean's Office												
397561	* US DEPT OF EDUCATION	WOJTOWICZ, R.	5,610	2,708	(30)	14,429	22,717	667	-	23,384	TRAD	
			5,610	2,708	(30)	14,429	22,717	667	-	23,384	2.94%	
English												
397561	* US DEPT OF EDUCATION	BOSTIC, T.	14,083	6,794	(75)	36,218	57,020	1,672	-	58,692	TRAD	
720771	* THE ACADEMY OF MUSIC	BOSTIC, T.	1,066	15	-	-	1,081	108	-	1,189	TRAD	
513541	* ODU	GOSSETT, K.	2,362	148	-	162	2,672	-	-	2,672	TRAD	
513541	* ODU	POTTS, L.	2,362	147	-	162	2,671	-	-	2,671	TRAD	
			19,873	7,104	(75)	36,542	63,444	1,780	-	65,224	2.81%	
History												
397561	* US DEPT OF EDUCATION	FINLEY-CROSSWHITE, A.	14,083	6,793	(75)	36,218	57,019	1,670	-	58,689	TRAD	
397561	* US DEPT OF EDUCATION	GREENE, D.	5,612	2,706	(30)	14,430	22,718	665	-	23,383	TRAD	
517191	* ODU	HAMETZ, M.	8,744	76	-	541	9,361	-	-	9,361	TRAD	
			28,439	9,575	(105)	51,189	89,098	2,335	-	91,433	2.62%	
Political Science and Geography												
516851	* ODU	FINWOOD, M.	2,188	239	-	-	2,427	-	-	2,427	TRAD	
306431	* US DEPT HOMELAND SECURITY	LIU, H.	5,642	-	-	-	5,642	2,821	-	8,463	TRAD	
516851	* ODU	LIU, H.	2,188	239	-	-	2,427	-	-	2,427	TRAD	
714311	* UNIV OF KENTUCKY RESEARCH FNDN	LIU, H.	4,188	428	-	4,557	9,173	800	-	9,973	TRAD	
			14,206	906	-	4,557	19,669	3,621	-	23,290	18.41%	
Political Science and Geography - VMASC: Virginia Modeling & Simulation Center												
514321	* ODU	LIU, H.	17,013	1,420	-	-	18,433	-	-	18,433	VMASC	
			17,013	1,420	-	-	18,433	-	-	18,433	0.00%	
Sociology and Criminal Justice												
512481	* CITY OF NORFOLK	GAINNEY, R.	5,281	1,205	-	4,223	10,709	2,784	-	13,493	TRAD	
301261	US INSTITUTE OF PEACE	ROTHE, D.	9,395	1,133	-	-	10,528	1,052	-	11,580	TRAD	
512481	* CITY OF NORFOLK	TRIPLETT, R.	5,281	1,205	-	4,224	10,710	2,785	-	13,495	TRAD	
354491	US PUBLIC HEALTH SERVICE	YANG, X.	78,290	35,938	-	15,571	129,799	47,976	-	177,775	TRAD	
594001	WAYNE STATE UNIVERSITY	YANG, X.	15,318	-	-	-	15,318	7,659	-	22,977	TRAD	
			113,565	39,481	-	24,018	177,064	62,256	-	239,320	35.16%	
Communication and Theatre Arts												
310481	* NATL SCIENCE FOUNDATION	ALONZO, J.	10,145	1,748	-	-	11,893	5,946	-	17,839	TRAD	
517391	* ODU	ALONZO, J.	7,668	13,793	-	854	22,315	-	-	22,315	TRAD	
524161	* ODU	SAINT JOHN, B.	8,233	149	-	-	8,382	-	-	8,382	TRAD	
			26,046	15,690	-	854	42,590	5,946	-	48,536	13.96%	
International Studies												
711021	* EUROPEAN COMMISSION	KARP, R.	7,657	35,359	-	-	43,016	3,011	-	46,027	TRAD	
			7,657	35,359	-	-	43,016	3,011	-	46,027	7.00%	

SCHEDULE 4
OLD DOMINION UNIVERSITY RESEARCH FOUNDATION
SPONSORED PROGRAM ACTIVITY BY INDIVIDUAL PROJECT
(MEASURED BY EXPENDITURES INCURRED)
FOR FISCAL YEAR 2012

PROJECT NUMBER	SPONSORING AGENCY	PRINCIPAL INVESTIGATOR / PROJECT DIRECTOR	PROJECT DIRECT COST				PROJECT IDC AND FEES			EFFECTIVE INDIRECT COST RATE	CENTER
			PERSONNEL AND FRINGE BENEFITS	SUPPLIES, CONTRACTUAL, GENERAL, & TRAVEL	EQUIPMENT	SUBCONTRACTS, CONSTRUCTION, TUITION & OTHER	TOTAL DIRECT COSTS	REIMBURSED INDIRECT COSTS	TOTAL SPECIAL FEES		
Social Science Research Center											
544681	ODU	CAMARENA, M.	-	-	-	3,142	3,142	157	-	3,299	SSRC
760851	CHILD & FAMILY SVCS EAST VA	CAMARENA, M.	-	-	-	-	-	-	-	-	SSRC
520531	* ODU	RICHMAN, J.	13,878	6,111	-	-	19,989	-	-	19,989	SSRC
215691	* DOD NON-TRADITIONAL EDUCATION	VANDECAR-BURDIN, T.	6,780	775	-	-	7,555	754	-	8,309	SSRC
396311	* US PUBLIC HEALTH SERVICE	VANDECAR-BURDIN, T.	26,709	4,908	-	2,968	34,585	16,052	-	50,637	SSRC
504141	ODU	VANDECAR-BURDIN, T.	1,243	2,827	-	2,746	6,816	341	-	7,157	SSRC
512831	ODU	VANDECAR-BURDIN, T.	12,601	1,513	-	-	14,114	706	-	14,820	SSRC
514551	ODU	VANDECAR-BURDIN, T.	8,432	3,182	-	-	11,614	581	-	12,195	SSRC
515751	GEORGIA STATE UNIVERSITY	VANDECAR-BURDIN, T.	12,798	1,640	-	-	14,438	1,444	-	15,882	SSRC
516881	CITY OF VIRGINIA BEACH	VANDECAR-BURDIN, T.	868	-	-	292	1,160	580	-	1,740	SSRC
520531	* ODU	VANDECAR-BURDIN, T.	13,877	6,111	-	-	19,988	-	-	19,988	SSRC
524271	ODU	VANDECAR-BURDIN, T.	16,648	13,438	-	-	30,086	1,504	-	31,590	SSRC
710891	* THE CORRADINO GROUP, INC.	VANDECAR-BURDIN, T.	-	-	-	-	-	-	-	-	SSRC
720771	* THE ACADEMY OF MUSIC	VANDECAR-BURDIN, T.	1,066	15	-	-	1,081	108	-	1,189	SSRC
723541	* AM ASSOC - AFFIRMATIVE ACTION	VANDECAR-BURDIN, T.	999	-	-	-	999	530	-	1,529	SSRC
572111	CITY OF PORTSMOUTH	YANG, X.	8,674	1,122	-	28,768	38,564	16,200	-	54,764	SSRC
596283	ODU	YANG, X.	-	-	-	-	-	-	-	-	SSRC
			124,573	41,642	-	37,916	204,131	38,957	-	243,088	19.08%
TOTAL ARTS AND LETTERS			\$ 356,982	\$ 153,885	\$ (210)	\$ 169,505	\$ 680,162	\$ 118,573	\$ -	\$ 798,735	17.43%

SCHEDULE 4
OLD DOMINION UNIVERSITY RESEARCH FOUNDATION
SPONSORED PROGRAM ACTIVITY BY INDIVIDUAL PROJECT
(MEASURED BY EXPENDITURES INCURRED)
FOR FISCAL YEAR 2012

PROJECT NUMBER	SPONSORING AGENCY	PRINCIPAL INVESTIGATOR / PROJECT DIRECTOR	PROJECT DIRECT COST					PROJECT IDC AND FEES			EFFECTIVE INDIRECT COST RATE	CENTER
			PERSONNEL AND FRINGE BENEFITS	SUPPLIES, CONTRACTUAL, GENERAL, & TRAVEL	EQUIPMENT	SUBCONTRACTS, CONSTRUCTION, TUITION & OTHER	TOTAL DIRECT COSTS	REIMBURSED INDIRECT COSTS	TOTAL SPECIAL FEES	TOTAL PROJECT COSTS		
BUSINESS AND PUBLIC ADMINISTRATION												
Information Technology & Decision Sciences												
372391	* NATL SCIENCE FOUNDATION	WU, H.	9,402	919	-	-	10,321	4,335	-	14,656	TRAD	
372392	* NATL SCIENCE FOUNDATION	WU, H.	363	-	-	-	363	90	-	453	TRAD	
372393	* NATL SCIENCE FOUNDATION	WU, H.	9,547	786	-	-	10,333	5,165	-	15,498	TRAD	
373501	NATL SCIENCE FOUNDATION	WU, H.	-	1,378	-	-	1,378	579	-	1,957	TRAD	
306281	* NATL SCIENCE FOUNDATION	XU, L.	5,475	353	-	-	5,828	2,914	-	8,742	TRAD	
306281	* NATL SCIENCE FOUNDATION	ZHU, H.	19,162	1,236	-	-	20,398	10,199	-	30,597	TRAD	
716561	* HR EDUCATIONAL TELECOMM ASSOC	ZHU, H.	3,465	299	-	903	4,667	2,333	-	7,000	TRAD	
			47,414	4,971	-	903	53,288	25,615	-	78,903	48.07%	
Business Administration												
711021	* EUROPEAN COMMISSION	FILER, L.	7,658	35,359	-	-	43,017	3,011	-	46,028	TRAD	
707151	MARKETING SCIENCE INSTITUTE	LIU-THOMPkins, Y.	-	2,091	-	-	2,091	-	-	2,091	TRAD	
503341	* ODU	MCSHANE, M.	-	-	-	1,008	1,008	-	-	1,008	TRAD	
716561	* HR EDUCATIONAL TELECOMM ASSOC	RUBIN, B.	1,732	149	-	451	2,332	1,167	-	3,499	TRAD	
			9,390	37,599	-	1,459	48,448	4,178	-	52,626	8.62%	
Marketing												
517191	* ODU	TAM, L.	8,745	78	-	542	9,365	-	-	9,365	TRAD	
			8,745	78	-	542	9,365	-	-	9,365	0.00%	
Finance												
523521	* ODU	SEILER, M.	11,191	3,368	-	-	14,559	-	-	14,559	TRAD	
			11,191	3,368	-	-	14,559	-	-	14,559	0.00%	
Economics												
706241	BARKER, CAMPBELL & FARLEY	AGARWALL, V.	7,097	-	-	1,581	8,678	4,337	-	13,015	TRAD	
306281	* NATL SCIENCE FOUNDATION	NAJAND, M.	5,475	353	-	-	5,828	2,914	-	8,742	TRAD	
			12,572	353	-	1,581	14,506	7,251	-	21,757	49.99%	
Urban Studies												
524161	* ODU	YUSUF, J.	6,174	112	-	-	6,286	-	-	6,286	TRAD	
			6,174	112	-	-	6,286	-	-	6,286	0.00%	
TOTAL BUSINESS AND PUBLIC ADMINISTRATION			\$ 95,486	\$ 46,481	\$ -	\$ 4,485	\$ 146,452	\$ 37,044	\$ -	\$ 183,496	25.29%	

SCHEDULE 4
OLD DOMINION UNIVERSITY RESEARCH FOUNDATION
SPONSORED PROGRAM ACTIVITY BY INDIVIDUAL PROJECT
(MEASURED BY EXPENDITURES INCURRED)
FOR FISCAL YEAR 2012

PROJECT NUMBER	SPONSORING AGENCY	PRINCIPAL INVESTIGATOR / PROJECT DIRECTOR	PROJECT DIRECT COST					PROJECT IDC AND FEES			EFFECTIVE INDIRECT COST RATE	CENTER
			PERSONNEL AND FRINGE BENEFITS	SUPPLIES, CONTRACTUAL, GENERAL, & TRAVEL	EQUIPMENT	SUBCONTRACTS, CONSTRUCTION, TUITION & OTHER	TOTAL DIRECT COSTS	REIMBURSED INDIRECT COSTS	TOTAL SPECIAL FEES	TOTAL PROJECT COSTS		
EDUCATION												
Dean's Office												
215691	* DOD NON-TRADITIONAL EDUCATION	ARNOLD, P.	6,783	773	-	-	7,556	756	-	8,312	TRAD	
317101	* US DEPT OF EDUCATION	ARNOLD, P.	13,821	529	-	30,835	45,185	10,258	-	55,443	TRAD	
516581	* NEWPORT NEWS PUBLIC SCHOOLS	ARNOLD, P.	6,838	465	-	935	8,238	-	-	8,238	TRAD	
720581	* CNA CORPORATION	ARNOLD, P.	4,039	-	-	-	4,039	2,141	-	6,180	TRAD	
215691	* DOD NON-TRADITIONAL EDUCATION	CHAPPELL, S.	6,783	773	-	-	7,556	756	-	8,312	TRAD	
514931	* ODU	CHAPPELL, S.	15,603	3,280	-	3,079	21,962	1,511	-	23,473	TRAD	
516581	* NEWPORT NEWS PUBLIC SCHOOLS	CHAPPELL, S.	6,838	465	-	935	8,238	-	-	8,238	TRAD	
317101	* US DEPT OF EDUCATION	CHAPPELL, S.	13,821	531	-	30,836	45,188	10,256	-	55,444	TRAD	
514931	* ODU	GARNER, J.	31,207	6,561	-	6,156	43,924	3,021	-	46,945	TRAD	
516581	* NEWPORT NEWS PUBLIC SCHOOLS	GARNER, J.	13,674	928	-	1,870	16,472	-	-	16,472	TRAD	
720581	* CNA CORPORATION	GARNER, J.	4,039	-	-	-	4,039	2,141	-	6,180	TRAD	
524481	* ODU	GARNER, J.	2,336	-	-	-	2,336	187	-	2,523	TRAD	
397561	* US DEPT OF EDUCATION	IRWIN-DEVITIS, L.	5,612	2,706	(30)	14,430	22,718	665	-	23,383	TRAD	
397561	* US DEPT OF EDUCATION	JUDGE, S.	14,085	6,792	(75)	36,218	57,020	1,670	-	58,690	TRAD	
215691	* DOD NON-TRADITIONAL EDUCATION	NUNNERY, J.	20,348	2,320	-	-	22,668	2,267	-	24,935	TRAD	
317101	* US DEPT OF EDUCATION	NUNNERY, J.	69,106	2,654	-	154,179	225,939	51,282	-	277,221	TRAD	
514931	* ODU	NUNNERY, J.	15,603	3,280	-	3,079	21,962	1,511	-	23,473	TRAD	
516581	* NEWPORT NEWS PUBLIC SCHOOLS	NUNNERY, J.	6,838	465	-	935	8,238	-	-	8,238	TRAD	
703821	* NATL INST - SCHOOL LEADERSHIP	NUNNERY, J.	10,497	-	-	-	10,497	1,050	-	11,547	TRAD	
720581	* CNA CORPORATION	NUNNERY, J.	2,020	-	-	-	2,020	1,070	-	3,090	TRAD	
306281	* NATL SCIENCE FOUNDATION	REN, Z.	8,212	530	-	-	8,742	4,371	-	13,113	TRAD	
554291	NEWPORT NEWS PUBLIC SCHOOLS	WARD, C.	6,481	-	-	511	6,992	559	-	7,551	TRAD	
210531	DOD NON-TRADITIONAL EDUCATION	WARGO, J.	57,986	6,705	-	-	64,691	5,175	-	69,866	TRAD	
210539	DOD NON-TRADITIONAL EDUCATION	WARGO, J.	-	79	-	-	79	6	-	85	TRAD	
216871	DOD NON-TRADITIONAL EDUCATION	WARGO, J.	137,046	25,957	-	-	163,003	16,300	-	179,303	TRAD	
216879	DOD NON-TRADITIONAL EDUCATION	WARGO, J.	977	11,758	-	-	12,735	1,019	-	13,754	TRAD	
			480,593	77,551	(105)	283,998	842,037	117,972	-	960,009	14.01%	

SCHEDULE 4
OLD DOMINION UNIVERSITY RESEARCH FOUNDATION
SPONSORED PROGRAM ACTIVITY BY INDIVIDUAL PROJECT
(MEASURED BY EXPENDITURES INCURRED)
FOR FISCAL YEAR 2012

PROJECT NUMBER	SPONSORING AGENCY	PRINCIPAL INVESTIGATOR / PROJECT DIRECTOR	PROJECT DIRECT COST				PROJECT IDC AND FEES			EFFECTIVE INDIRECT COST RATE	CENTER
			PERSONNEL AND FRINGE BENEFITS	SUPPLIES, CONTRACTUAL, GENERAL, & TRAVEL	EQUIPMENT	SUBCONTRACTS, CONSTRUCTION, TUITION & OTHER	TOTAL DIRECT COSTS	REIMBURSED INDIRECT COSTS	TOTAL SPECIAL FEES		
Teaching and Learning											
598061	CITY OF NORFOLK	DEBRUIN-PARECKI, A.	3,273	-	-	15,958	19,231	1,538	-	20,769	TRAD
384721	* NATL SCIENCE FOUNDATION	DICKERSON, D.	4,508	1,421	-	9,149	15,078	2,817	-	17,895	TRAD
391471	* NATL SCIENCE FOUNDATION	DICKERSON, D.	5,173	5,837	-	13,286	24,296	6,183	-	30,479	TRAD
392161	* NATL OCEANIC/ATMOS ADMIN	DICKERSON, D.	764	11,724	-	-	12,488	3,123	-	15,611	TRAD
392641	* INST OF MUSEUM AND LIBRARY SVC	DICKINSON, G.	33,289	9,914	-	8,067	51,270	18,880	-	70,150	TRAD
392641	* INST OF MUSEUM AND LIBRARY SVC	DOLL, C.	34,298	10,213	-	8,311	52,822	19,451	-	72,273	TRAD
723241	NATL EDUC ASSOC FOUNDATION	ECKHOFF, A.	-	806	-	-	806	-	-	806	TRAD
397561	* US DEPT OF EDUCATION	FLEENER, C.	14,085	6,792	(75)	36,218	57,020	1,670	-	58,690	TRAD
507241	* ODU	FLEENER, C.	454	236	-	2,278	2,968	88	-	3,056	TRAD
524481	* ODU	GRANT, L.	935	-	-	-	935	75	-	1,010	TRAD
586972	* ODU	HAGER, J.	-	-	-	-	-	-	-	-	TRAD
392641	* INST OF MUSEUM AND LIBRARY SVC	HINTON-JOHNSON, K.	33,289	9,914	-	8,067	51,270	18,880	-	70,150	TRAD
765071	* NATIONAL WRITING PROJECT	HINTON-JOHNSON, K.	4,363	5,420	-	7,990	17,773	-	-	17,773	TRAD
397021	NATL SCIENCE FOUNDATION	KIDD, J.	13,657	45	-	-	13,702	6,851	-	20,553	TRAD
765071	* NATIONAL WRITING PROJECT	LEE, G.	4,364	5,421	-	7,991	17,776	-	-	17,776	TRAD
384721	* NATL SCIENCE FOUNDATION	MCKINNEY, S.	13,526	4,264	-	27,447	45,237	8,453	-	53,690	TRAD
391471	* NATL SCIENCE FOUNDATION	MCKINNEY, S.	5,173	5,836	-	13,287	24,296	6,184	-	30,480	TRAD
397561	* US DEPT OF EDUCATION	SOMMERFELDT, J.	14,085	6,792	(75)	36,218	57,020	1,670	-	58,690	TRAD
			185,236	84,635	(150)	194,267	463,988	95,863	-	559,851	20.66%

SCHEDULE 4
OLD DOMINION UNIVERSITY RESEARCH FOUNDATION
SPONSORED PROGRAM ACTIVITY BY INDIVIDUAL PROJECT
(MEASURED BY EXPENDITURES INCURRED)
FOR FISCAL YEAR 2012

PROJECT NUMBER	SPONSORING AGENCY	PRINCIPAL INVESTIGATOR / PROJECT DIRECTOR	PROJECT DIRECT COST					PROJECT IDC AND FEES			EFFECTIVE INDIRECT COST RATE	CENTER
			PERSONNEL AND FRINGE BENEFITS	SUPPLIES, CONTRACTUAL, GENERAL, & TRAVEL	EQUIPMENT	SUBCONTRACTS, CONSTRUCTION, TUITION & OTHER	TOTAL DIRECT COSTS	REIMBURSED INDIRECT COSTS	TOTAL SPECIAL FEES	TOTAL PROJECT COSTS		
STEM Education and Professional Studies												
702671	* HR EDUCATIONAL TELECOMM ASSOC	ADCOCK, A.	-	-	-	-	-	-	-	-	-	TRAD
500871	VA.DEPT.OF REHABILITATIVE SERV	DAVIS, S.	-	366	-	1,342	1,708	-	-	-	1,708	TRAD
511411	VA.DEPT.OF REHABILITATIVE SERV	DAVIS, S.	22,639	19,519	-	79	42,237	-	-	-	42,237	TRAD
521351	* VA.DEPT.OF REHABILITATIVE SERV	DAVIS, S.	28,029	5,762	-	-	33,791	-	-	-	33,791	TRAD
512511	* ODU	DICKERSON, D.	13,131	2,693	-	3,545	19,369	1,550	-	-	20,919	TRAD
397561	* US DEPT OF EDUCATION	FANTZ, T.	14,085	6,792	(75)	36,218	57,020	1,670	-	-	58,690	TRAD
317101	* US DEPT OF EDUCATION	GRANT, M.	13,821	531	-	30,836	45,188	10,256	-	-	55,444	TRAD
513861	* SSTATE COUNCIL HIGHER ED IN VA	GRANT, M.	1,239	20	-	888	2,147	168	-	-	2,315	TRAD
516611	* NEWPORT NEWS PUBLIC SCHOOLS	GRANT, M.	3,979	66	-	-	4,045	-	-	-	4,045	TRAD
306021	* NATL SCIENCE FOUNDATION	KATSILOUDIOS, P.	6,548	1,285	-	-	7,833	3,916	-	-	11,749	TRAD
397561	* US DEPT OF EDUCATION	KATSILOUDIOS, P.	14,085	6,792	(75)	36,218	57,020	1,670	-	-	58,690	TRAD
521351	* VA.DEPT.OF REHABILITATIVE SERV	KOSLOSKI, M.	12,012	2,470	-	-	14,482	-	-	-	14,482	TRAD
317101	* US DEPT OF EDUCATION	MORRISON, G.	13,821	531	-	30,836	45,188	10,256	-	-	55,444	TRAD
397561	* US DEPT OF EDUCATION	POND, L.	14,085	6,792	(75)	36,218	57,020	1,670	-	-	58,690	TRAD
397561	* US DEPT OF EDUCATION	REED, P.	5,612	2,706	(30)	14,430	22,718	665	-	-	23,383	TRAD
311641	* NATL SCIENCE FOUNDATION	RITZ, J.	1,037	5,622	-	1,390	8,049	4,025	-	-	12,074	TRAD
517191	* ODU	TOMOVIC, C.	8,745	78	-	542	9,365	-	-	-	9,365	TRAD
225071	* ARMY MED RES COMMAND	WATSON, G.	1,639	1,079	-	6,755	9,473	3,881	-	-	13,354	TRAD
304931	* NATL SCIENCE FOUNDATION	WATSON, G.	1,959	179	-	-	2,138	1,069	-	-	3,207	TRAD
702671	* HR EDUCATIONAL TELECOMM ASSOC	WATSON, G.	27,098	9,408	15,901	24,706	77,113	4,317	-	-	81,430	TRAD
702971	* ADV ANTI-TERROR TECHNOLOGIES	WATSON, G.	9,642	176	-	1,764	11,582	4,908	-	-	16,490	TRAD
786782	* ADV ANTI-TERROR TECHNOLOGIES	WATSON, G.	4,548	855	1,368	342	7,113	2,702	-	-	9,815	TRAD
786852	* DIAMOND VISIONICS	WATSON, G.	2,416	151	-	-	2,567	1,078	-	-	3,645	TRAD
			220,170	73,873	17,014	226,109	537,166	53,801	-	-	590,967	10.02%
STEM Education and Professional Studies - VMASC: Virginia Modeling & Simulation Center												
702671	* HR EDUCATIONAL TELECOMM ASSOC	WATSON, G.	-	-	-	-	-	-	-	-	-	VMASC
702971	* ADV ANTI-TERROR TECHNOLOGIES	WATSON, G.	6,428	118	-	1,176	7,722	3,273	-	-	10,995	VMASC
786852	* DIAMOND VISIONICS	WATSON, G.	2,416	151	-	-	2,567	1,079	-	-	3,646	VMASC
			8,844	269	-	1,176	10,289	4,352	-	-	14,641	42.30%
Human Movement Sciences												
510191	* EASTERN VIRGINIA MED. SCHOOL	COLBERG-OCHS, S.	9,373	396	-	-	9,769	5,178	-	-	14,947	TRAD
783601	* AMERICAN DIABETES ASSOCIATION	COLBERG-OCHS, S.	3,540	-	-	15,890	19,430	531	-	-	19,961	TRAD
523501	* ODU	HOCH, M.	9,172	9,764	-	-	18,936	-	-	-	18,936	TRAD
783601	* AMERICAN DIABETES ASSOCIATION	SWAIN, D.	-	-	-	-	-	-	-	-	-	TRAD
705861	NATL ATHLETIC TRAINERS' ASSOC	VAN LUNEN, B.	23,052	1,500	-	17	24,569	-	-	-	24,569	TRAD
523501	* ODU	WEINHANDL, J.	9,173	9,762	-	-	18,935	-	-	-	18,935	TRAD
			54,310	21,422	-	15,907	91,639	5,709	-	-	97,348	6.23%

SCHEDULE 4
OLD DOMINION UNIVERSITY RESEARCH FOUNDATION
SPONSORED PROGRAM ACTIVITY BY INDIVIDUAL PROJECT
(MEASURED BY EXPENDITURES INCURRED)
FOR FISCAL YEAR 2012

PROJECT NUMBER	SPONSORING AGENCY	PRINCIPAL INVESTIGATOR / PROJECT DIRECTOR	PROJECT DIRECT COST					PROJECT IDC AND FEES			EFFECTIVE INDIRECT COST RATE	CENTER
			PERSONNEL AND FRINGE BENEFITS	SUPPLIES, CONTRACTUAL, GENERAL, & TRAVEL	EQUIPMENT	SUBCONTRACTS, CONSTRUCTION, TUITION & OTHER	TOTAL DIRECT COSTS	REIMBURSED INDIRECT COSTS	TOTAL SPECIAL FEES	TOTAL PROJECT COSTS		
Communication Disorders and Special Education												
390411	* US DEPT OF EDUCATION	BAKER, C.	1,569	974	-	10,299	12,842	203	-	13,045	TRAD	
512781	* ODU	BAKER, C.	9,616	231	-	42,960	52,807	788	-	53,595	TRAD	
513731	* GEORGE MASON UNIVERISTY	BAKER, C.	3,052	-	-	636	3,688	244	-	3,932	TRAD	
520041	* GEORGE MASON UNIVERISTY	BAKER, C.	-	40	-	708	748	3	-	751	TRAD	
520611	* ODU	BAKER, C.	-	-	-	-	-	-	-	-	TRAD	
522861	* ODU	BAKER, C.	16,581	658	-	890	18,129	1,379	-	19,508	TRAD	
586972	* ODU	BAKER, C.	-	-	-	-	-	-	-	-	TRAD	
397561	* US DEPT OF EDUCATION	BOUNTRESS, N.	5,612	2,706	(30)	14,430	22,718	665	-	23,383	TRAD	
397561	* US DEPT OF EDUCATION	BUTLER, C.	14,085	6,792	(75)	36,218	57,020	1,670	-	58,690	TRAD	
500521	* ODU	GABLE, R.	986	1,939	-	-	2,925	234	-	3,159	TRAD	
511151	* ODU	GABLE, R.	52,318	16,259	-	-	68,577	5,486	-	74,063	TRAD	
512061	* ODU	GABLE, R.	118,743	122,689	-	13,530	254,962	19,314	-	274,276	TRAD	
512062	* ODU	GABLE, R.	77,843	132,660	-	-	210,503	16,840	-	227,343	TRAD	
512781	* ODU	GABLE, R.	9,616	231	-	42,960	52,807	788	-	53,595	TRAD	
520041	* GEORGE MASON UNIVERISTY	GABLE, R.	-	40	-	708	748	3	-	751	TRAD	
520611	* ODU	GABLE, R.	-	-	-	-	-	-	-	-	TRAD	
521591	* ODU	GABLE, R.	253,029	2,892	-	-	255,921	20,474	-	276,395	TRAD	
521592	* ODU	GABLE, R.	140,122	23,423	-	-	163,545	13,084	-	176,629	TRAD	
521601	* ODU	GABLE, R.	116,874	-	-	-	116,874	9,350	-	126,224	TRAD	
522861	* ODU	GABLE, R.	16,581	658	-	890	18,129	1,379	-	19,508	TRAD	
586972	* ODU	GABLE, R.	-	-	-	-	-	-	-	-	TRAD	
597971	* ODU	GABLE, R.	-	2,283	-	-	2,283	182	-	2,465	TRAD	
597972	* ODU	GABLE, R.	1,374	3,051	1,347	-	5,772	354	-	6,126	TRAD	
390411	* US DEPT OF EDUCATION	HESTER, P.	14,119	8,764	-	92,690	115,573	1,831	-	117,404	TRAD	
381571	US PUBLIC HEALTH SERVICE	RAYMER, A.	10,859	-	-	400	11,259	5,430	-	16,689	TRAD	
786782	* ADV ANTI-TERROR TECHNOLOGIES	RAYMER, A.	7,581	1,427	2,281	571	11,860	4,504	-	16,364	TRAD	
507241	* ODU	ROBINSON, J.	4,084	2,129	-	20,507	26,720	794	-	27,514	TRAD	
786782	* ADV ANTI-TERROR TECHNOLOGIES	SEEVER, J.	3,032	571	913	228	4,744	1,801	-	6,545	TRAD	
500521	* ODU	TONELSON, S.	987	1,939	-	-	2,926	234	-	3,160	TRAD	
511151	* ODU	TONELSON, S.	52,318	16,259	-	-	68,577	5,486	-	74,063	TRAD	
512061	* ODU	TONELSON, S.	118,743	122,689	-	13,530	254,962	19,315	-	274,277	TRAD	
512062	* ODU	TONELSON, S.	77,843	132,660	-	-	210,503	16,840	-	227,343	TRAD	
512781	* ODU	TONELSON, S.	19,232	463	-	85,920	105,615	1,575	-	107,190	TRAD	
513731	* GEORGE MASON UNIVERISTY	TONELSON, S.	7,122	-	-	1,483	8,605	570	-	9,175	TRAD	
520041	* GEORGE MASON UNIVERISTY	TONELSON, S.	-	80	-	1,415	1,495	7	-	1,502	TRAD	
520611	* ODU	TONELSON, S.	75,141	9,479	-	188,243	272,863	-	-	272,863	TRAD	
521591	* ODU	TONELSON, S.	253,028	2,892	-	-	255,920	20,473	-	276,393	TRAD	
521592	* ODU	TONELSON, S.	140,121	23,423	-	-	163,544	13,083	-	176,627	TRAD	
521601	* ODU	TONELSON, S.	116,874	-	-	-	116,874	9,350	-	126,224	TRAD	
522861	* ODU	TONELSON, S.	33,163	1,316	-	1,780	36,259	2,759	-	39,018	TRAD	
586972	* ODU	TONELSON, S.	-	-	-	-	-	-	-	-	TRAD	
597971	* ODU	TONELSON, S.	-	2,283	-	-	2,283	183	-	2,466	TRAD	
597972	* ODU	TONELSON, S.	1,374	3,051	1,348	-	5,773	354	-	6,127	TRAD	
			1,773,622	646,951	5,784	570,996	2,997,353	197,029	-	3,194,382	6.57%	

SCHEDULE 4
OLD DOMINION UNIVERSITY RESEARCH FOUNDATION
SPONSORED PROGRAM ACTIVITY BY INDIVIDUAL PROJECT
(MEASURED BY EXPENDITURES INCURRED)
FOR FISCAL YEAR 2012

PROJECT NUMBER	SPONSORING AGENCY	PRINCIPAL INVESTIGATOR / PROJECT DIRECTOR	PROJECT DIRECT COST					PROJECT IDC AND FEES			EFFECTIVE COST RATE	CENTER
			PERSONNEL AND FRINGE BENEFITS	SUPPLIES, CONTRACTUAL, GENERAL, & TRAVEL	EQUIPMENT	SUBCONTRACTS, CONSTRUCTION, TUITION & OTHER	TOTAL DIRECT COSTS	REIMBURSED INDIRECT COSTS	TOTAL SPECIAL FEES	TOTAL PROJECT COSTS		
Educational Foundations and Leadership												
317101	* US DEPT OF EDUCATION	BOL, L.	13,821	531	-	30,836	45,188	10,256	-	55,444	TRAD	
384721	* NATL SCIENCE FOUNDATION	BROWN, N.	4,508	1,421	-	9,149	15,078	2,817	-	17,895	TRAD	
593191	HAMPTON PUBLIC SCHOOLS	BURNETT, D.	61,170	5,839	-	-	67,009	5,361	-	72,370	TRAD	
385881	* NATL SCIENCE FOUNDATION	LEE-THOMAS, G.	6,454	703	-	-	7,157	3,335	-	10,492	TRAD	
386111	* NATL SCIENCE FOUNDATION	LEE-THOMAS, G.	1,680	594	-	-	2,274	955	-	3,229	TRAD	
385873	* US DEPT OF EDUCATION	MYRAN, S.	7,589	5,976	-	9,398	22,963	3,527	-	26,490	TRAD	
385874	* US DEPT OF EDUCATION	MYRAN, S.	11,616	6,409	-	4,665	22,690	4,687	-	27,377	TRAD	
512511	* ODU	MYRAN, S.	13,131	2,693	-	3,545	19,369	1,549	-	20,918	TRAD	
513861	* SSTATE COUNCIL HIGHER ED IN VA	MYRAN, S.	13,020	214	-	9,321	22,555	1,770	-	24,325	TRAD	
263791	OFFICE OF SECRETARY OF DEFENSE	OWINGS, W.	2,258	-	-	1	2,259	181	-	2,440	TRAD	
215691	* DOD NON-TRADITIONAL EDUCATION	OWINGS, W.	20,348	2,320	-	-	22,668	2,267	-	24,935	TRAD	
215691	* DOD NON-TRADITIONAL EDUCATION	PRIBESH, S.	6,783	773	-	-	7,556	756	-	8,312	TRAD	
703821	* NATL INST - SCHOOL LEADERSHIP	PRIBESH, S.	5,249	-	-	-	5,249	525	-	5,774	TRAD	
397561	* US DEPT OF EDUCATION	ROBINSON, J.	14,085	6,792	(75)	36,218	57,020	1,670	-	58,690	TRAD	
385873	* US DEPT OF EDUCATION	SANZO, K.	22,766	17,926	-	28,192	68,884	10,580	-	79,464	TRAD	
385874	* US DEPT OF EDUCATION	SANZO, K.	34,846	19,228	-	13,993	68,067	14,059	-	82,126	TRAD	
512511	* ODU	SANZO, K.	13,529	2,774	-	3,652	19,955	1,596	-	21,551	TRAD	
513861	* SSTATE COUNCIL HIGHER ED IN VA	SANZO, K.	5,167	85	-	3,699	8,951	703	-	9,654	TRAD	
397561	* US DEPT OF EDUCATION	SCRIBNER, J.	5,612	2,706	(30)	14,430	22,718	665	-	23,383	TRAD	
703821	* NATL INST - SCHOOL LEADERSHIP	YEN, C.	5,249	-	-	-	5,249	525	-	5,774	TRAD	
			268,881	76,984	(105)	167,099	512,859	67,784	-	580,643	13.22%	
Counseling and Human Services												
516611	* NEWPORT NEWS PUBLIC SCHOOLS	CRAIGEN, L.	3,979	66	-	-	4,045	-	-	4,045	TRAD	
706271	NORFOLK COMMUNITY SERVICES BRD	HAYS, D.	2,054	-	-	8,229	10,283	-	-	10,283	TRAD	
710591	ODU	HAYS, D.	-	1,266	-	-	1,266	354	-	1,620	TRAD	
710601	ODU	HAYS, D.	16,095	-	-	9,135	25,230	4,507	-	29,737	TRAD	
516611	* NEWPORT NEWS PUBLIC SCHOOLS	LEVINGSTON, K.	5,969	99	-	-	6,068	-	-	6,068	TRAD	
722681	* GIVE AN HOUR, INC.	LEVINGSTON, K.	-	286	-	-	286	83	-	369	TRAD	
504072	ODU	MILLIKEN, T.	10,316	12	-	-	10,328	-	-	10,328	TRAD	
504073	ODU	MILLIKEN, T.	40,035	3,011	-	-	43,046	-	-	43,046	TRAD	
516121	ODU	MILLIKEN, T.	38,671	977	-	-	39,648	3,172	-	42,820	TRAD	
706272	NORFOLK COMMUNITY SERVICES BRD	SCHWITZER, A.	25,495	570	-	35,104	61,169	-	-	61,169	TRAD	
516611	* NEWPORT NEWS PUBLIC SCHOOLS	WARD, C.	5,969	98	-	-	6,067	-	-	6,067	TRAD	
722681	* GIVE AN HOUR, INC.	WARD, C.	-	287	-	-	287	83	-	370	TRAD	
			148,583	6,672	-	52,468	207,723	8,199	-	215,922	3.95%	
EDUCATION TOTAL			\$ 3,140,239	\$ 988,357	\$ 22,438	\$ 1,512,020	\$ 5,663,054	\$ 550,709	\$ -	\$ 6,213,763	9.72%	

SCHEDULE 4
OLD DOMINION UNIVERSITY RESEARCH FOUNDATION
SPONSORED PROGRAM ACTIVITY BY INDIVIDUAL PROJECT
(MEASURED BY EXPENDITURES INCURRED)
FOR FISCAL YEAR 2012

PROJECT NUMBER	SPONSORING AGENCY	PRINCIPAL INVESTIGATOR / PROJECT DIRECTOR	PROJECT DIRECT COST				PROJECT IDC AND FEES			EFFECTIVE INDIRECT COST RATE	CENTER
			PERSONNEL AND FRINGE BENEFITS	SUPPLIES, CONTRACTUAL, GENERAL, & TRAVEL	EQUIPMENT	SUBCONTRACTS, CONSTRUCTION, TUITION & OTHER	TOTAL DIRECT COSTS	REIMBURSED INDIRECT COSTS	TOTAL SPECIAL FEES		
ENGINEERING AND TECHNOLOGY											
Dean's Office											
373821	* NATL SCIENCE FOUNDATION	BAYSAL, O.	2,151	80	-	20,218	22,449	-	-	22,449	TRAD
502532	* UNIV MICH DEPT NAT RESOURCES	BAYSAL, O.	1,538	630	-	88	2,256	948	-	3,204	TRAD
502533	* UNIV MICH DEPT NAT RESOURCES	BAYSAL, O.	2,078	1,480	-	-	3,558	1,887	-	5,445	TRAD
780271	GENERAL COMMAND OF GANDARME	BAYSAL, O.	-	10,074	-	35,104	45,178	-	-	45,178	TRAD
162771	NASA-LANGLEY RESEARCH CENTER	VAHALA, L.	7,793	-	-	-	7,793	2,026	-	9,819	TRAD
351161	US DEPT OF ENERGY	VAHALA, L.	(5,662)	-	-	-	(5,662)	(2,378)	-	(8,040)	TRAD
351471	US DEPT OF ENERGY	VAHALA, L.	9,793	15,629	-	15,701	41,123	6,610	-	47,733	TRAD
580321	COLLEGE OF WILLIAM AND MARY	VAHALA, L.	2,252	6,371	-	-	8,623	3,018	-	11,641	TRAD
			19,943	34,264	-	71,111	125,318	12,111	-	137,429	9.66%

SCHEDULE 4
OLD DOMINION UNIVERSITY RESEARCH FOUNDATION
SPONSORED PROGRAM ACTIVITY BY INDIVIDUAL PROJECT
(MEASURED BY EXPENDITURES INCURRED)
FOR FISCAL YEAR 2012

PROJECT NUMBER	SPONSORING AGENCY	PRINCIPAL INVESTIGATOR / PROJECT DIRECTOR	PROJECT DIRECT COST					PROJECT IDC AND FEES			EFFECTIVE INDIRECT COST RATE	CENTER
			PERSONNEL AND FRINGE BENEFITS	SUPPLIES, CONTRACTUAL, GENERAL, & TRAVEL	EQUIPMENT	SUBCONTRACTS, CONSTRUCTION, TUITION & OTHER	TOTAL DIRECT COSTS	REIMBURSED INDIRECT COSTS	TOTAL SPECIAL FEES	TOTAL PROJECT COSTS		
Civil and Environmental Engineering												
305971	* US DEPT OF TRANSPORTATION	CETIN, M.	8,808	-	-	-	8,808	4,404	-	13,212	TRAD	
514421	* VA DEPT OF TRANSPORTATION	CETIN, M.	17,176	404	-	-	17,580	1,758	-	19,338	TRAD	
516861	* VA DEPT OF TRANSPORTATION	CETIN, M.	7,162	-	-	-	7,162	860	-	8,022	TRAD	
521704	UNIVERSITY OF IDAHO	CETIN, M.	1,893	-	-	-	1,893	1,003	-	2,896	TRAD	
595461	PORTLAND STATE UNIVERSITY	CETIN, M.	4,944	-	-	-	4,944	2,472	-	7,416	TRAD	
715621	* TUNNEL VISION, LLC	CETIN, M.	904	-	-	-	904	451	-	1,355	TRAD	
521701	* UNIVERSITY OF IDAHO	CETIN, M.	-	1,776	-	-	1,776	941	-	2,717	TRAD	
521702	* UNIVERSITY OF IDAHO	CETIN, M.	1,879	-	1,250	-	3,129	996	-	4,125	TRAD	
521706	* UNIVERSITY OF IDAHO	CETIN, M.	-	100	-	-	100	53	-	153	TRAD	
523911	* ODU	CETIN, M.	10,693	768	10,660	-	22,121	-	-	22,121	TRAD	
707281	* ODU	ERTEN-UNAL, M.	11,018	6,400	-	19,999	37,417	-	-	37,417	TRAD	
305971	* US DEPT OF TRANSPORTATION	KHATTAK, A.	8,807	-	-	-	8,807	4,403	-	13,210	TRAD	
373021	* NATL SCIENCE FOUNDATION	KHATTAK, A.	1,089	7	-	-	1,096	460	-	1,556	TRAD	
505501	VA DEPT OF TRANSPORTATION	KHATTAK, A.	34,119	-	-	-	34,119	3,412	-	37,531	TRAD	
511371	VA DEPT OF TRANSPORTATION	KHATTAK, A.	46,028	-	-	-	46,028	4,603	-	50,631	TRAD	
514421	* VA DEPT OF TRANSPORTATION	KHATTAK, A.	17,175	406	-	-	17,581	1,758	-	19,339	TRAD	
516861	* VA DEPT OF TRANSPORTATION	KHATTAK, A.	14,322	-	-	-	14,322	1,718	-	16,040	TRAD	
710891	* THE CORRADINO GROUP, INC.	KHATTAK, A.	-	-	-	-	-	-	-	-	TRAD	
715621	* TUNNEL VISION, LLC	KHATTAK, A.	903	-	-	-	903	452	-	1,355	TRAD	
716371	THE CORRADINO GROUP, INC.	KHATTAK, A.	7,246	3,318	-	-	10,564	725	-	11,289	TRAD	
521701	* UNIVERSITY OF IDAHO	KHATTAK, A.	-	3,550	-	-	3,550	1,882	-	5,432	TRAD	
521702	* UNIVERSITY OF IDAHO	KHATTAK, A.	3,759	-	2,500	-	6,259	1,992	-	8,251	TRAD	
521706	* UNIVERSITY OF IDAHO	KHATTAK, A.	-	200	-	-	200	106	-	306	TRAD	
724101	TYTON BIOSCIENCES CORP, LLC	KUMAR, S.	2,009	1,527	-	-	3,536	1,874	-	5,410	TRAD	
386111	* NATL SCIENCE FOUNDATION	NGUYEN, D.	5,039	1,784	-	-	6,823	2,866	-	9,689	TRAD	
311911	US ENVIRON PROTECTION AGENCY	SCHAFFRAN, G.	(1,027)	-	-	-	(1,027)	(431)	-	(1,458)	TRAD	
510931	* HAMPTON ROADS SANITATION DIST.	SCHAFFRAN, G.	717	146	-	-	863	432	-	1,295	TRAD	
520911	HAMPTON ROADS SANITATION DIST.	SCHAFFRAN, G.	21,055	-	-	5,810	26,865	4,808	-	31,673	TRAD	
597981	* ODU	SCHAFFRAN, G.	67,658	6,304	737	-	74,699	-	-	74,699	TRAD	
597982	* ODU	SCHAFFRAN, G.	4,788	4,197	-	-	8,985	-	-	8,985	TRAD	
712421	OSTARA NUTRIENT RECOVERY TECH	SCHAFFRAN, G.	17,790	-	-	-	17,790	4,625	-	22,415	TRAD	
306021	* NATL SCIENCE FOUNDATION	YOON, J.	6,547	1,286	-	-	7,833	3,917	-	11,750	TRAD	
707281	* ODU	YOON, J.	11,018	6,400	-	19,999	37,417	-	-	37,417	TRAD	
			333,519	38,573	15,147	45,808	433,047	52,540	-	485,587	12.13%	
Civil and Environmental Engineering - VMASC: Virginia Modeling & Simulation Center												
305971	* US DEPT OF TRANSPORTATION	CETIN, M.	8,808	-	-	-	8,808	4,404	-	13,212	VMASC	
514421	* VA DEPT OF TRANSPORTATION	CETIN, M.	17,175	406	-	-	17,581	1,758	-	19,339	VMASC	
715621	* TUNNEL VISION, LLC	CETIN, M.	452	-	-	-	452	226	-	678	VMASC	
521705	* UNIVERSITY OF IDAHO	CETIN, M.	2,195	-	-	-	2,195	1,163	-	3,358	VMASC	
521705	* UNIVERSITY OF IDAHO	KHATTAK, A.	4,388	-	-	-	4,388	2,326	-	6,714	VMASC	
			33,018	406	-	-	33,424	9,877	-	43,301	29.55%	
Civil and Environmental Engineering - VCERC: Virginia Coastal Energy Research Consortium												
786682	* ACENT LABORATORIES.	SCHAFFRAN, G.	3,227	186	-	-	3,413	887	-	4,300	VCERC	
			3,227	186	-	-	3,413	887	-	4,300	25.99%	

SCHEDULE 4
OLD DOMINION UNIVERSITY RESEARCH FOUNDATION
SPONSORED PROGRAM ACTIVITY BY INDIVIDUAL PROJECT
(MEASURED BY EXPENDITURES INCURRED)
FOR FISCAL YEAR 2012

PROJECT NUMBER	SPONSORING AGENCY	PRINCIPAL INVESTIGATOR / PROJECT DIRECTOR	PROJECT DIRECT COST					PROJECT IDC AND FEES			EFFECTIVE INDIRECT COST RATE	CENTER
			PERSONNEL AND FRINGE BENEFITS	SUPPLIES, CONTRACTUAL, GENERAL, & TRAVEL	EQUIPMENT	SUBCONTRACTS, CONSTRUCTION, TUITION & OTHER	TOTAL DIRECT COSTS	REIMBURSED INDIRECT COSTS	TOTAL SPECIAL FEES	TOTAL PROJECT COSTS		
Electrical and Computer Engineering												
361861	US DEPT OF EDUCATION	ALBIN, S.	-	1,501	-	70,137	71,638	-	-	71,638	TRAD	
517281	UNIVERSITY OF VIRGINIA	BAUMGART, H.	8,906	1,657	-	3,237	13,800	-	-	13,800	TRAD	
700901	JEFFERSON SCIENCE ASSOCIATES	BAUMGART, H.	15,832	-	-	-	15,832	7,916	-	23,748	TRAD	
506651	* EASTERN VIRGINIA MED. SCHOOL	BELFORE, L.	17,550	2,114	-	-	19,664	5,113	-	24,777	TRAD	
104771	NASA-GODDARD SPACEFLIGHT CNTR	CHEN, C.	-	2,596	-	-	2,596	-	-	2,596	TRAD	
311731	NATL SCIENCE FOUNDATION	DHALI, S.	106,348	-	-	-	106,348	-	-	106,348	TRAD	
712771	* DOMINION FOUNDATION	DHALI, S.	-	-	3,950	3	3,953	-	-	3,953	TRAD	
512401	* UNIVERSITY OF MINNESOTA	DHALI, S.	2,149	-	-	-	2,149	1,074	-	3,223	TRAD	
325121	US PUBLIC HEALTH SERVICE	IFTEKHARUDDIN, K.	1,785	-	-	-	1,785	946	-	2,731	TRAD	
104770	NASA-GODDARD SPACEFLIGHT CNTR	JOSHI, R.	3,750	-	-	-	3,750	-	-	3,750	TRAD	
115201	NASA-LANGLEY RESEARCH CENTER	JOSHI, R.	24,000	-	-	-	24,000	12,000	-	36,000	TRAD	
513533	ODU	JOSHI, R.	1,706	-	-	555	2,261	-	-	2,261	TRAD	
517481	NORFOLK STATE UNIVERSITY	JOSHI, R.	30,909	-	-	-	30,909	18,545	-	49,454	TRAD	
701201	JEFFERSON SCIENCE ASSOCIATES	JOSHI, R.	-	-	-	(1,923)	(1,923)	-	-	(1,923)	TRAD	
310981	NATL SCIENCE FOUNDATION	KRUSIENSKI, D.	28,638	3,569	3,203	75,372	110,782	25,944	-	136,726	TRAD	
515471	WADSWORTH CENTER	KRUSIENSKI, D.	66,870	1,618	-	-	68,488	34,244	-	102,732	TRAD	
286041	AIR FORCE OFFICE SCI RES	LAROSSI, M.	4,984	7,620	-	22,896	35,500	14,911	-	50,411	TRAD	
786961	MYMIC LLC	LEATHRUM, J.	-	-	-	18,948	18,948	4,926	-	23,874	TRAD	
171521	NASA-LANGLEY RESEARCH CENTER	LI, J.	30,496	5,375	-	-	35,871	15,066	-	50,937	TRAD	
700381	* INTELLIGENT AUTOMATION, INC.	LI, J.	17,975	-	-	3,105	21,080	10,541	-	31,621	TRAD	
723421	INTELLIGENT AUTOMATION, INC.	LI, J.	4,883	-	-	-	4,883	2,588	-	7,471	TRAD	
724941	* INTELLIGENT AUTOMATION, INC.	LI, J.	3,605	-	-	-	3,605	1,911	-	5,516	TRAD	
522601	VA SPACE GRANT CONSORTIUM	POPESCU, D.	-	2,310	-	-	2,310	-	-	2,310	TRAD	
306281	* NATL SCIENCE FOUNDATION	SHEN, Y.	16,424	1,059	-	-	17,483	8,742	-	26,225	TRAD	
365521	NATL SCIENCE FOUNDATION	SONG, M.	3,338	1,140	-	-	4,478	1,881	-	6,359	TRAD	
512401	* UNIVERSITY OF MINNESOTA	XIAO, S.	2,149	-	-	-	2,149	1,075	-	3,224	TRAD	
523471	ODU	XIAO, S.	14,114	1,471	7,228	-	22,813	-	-	22,813	TRAD	
712771	* DOMINION FOUNDATION	XIAO, S.	-	-	3,950	2	3,952	-	-	3,952	TRAD	
			406,411	32,030	18,331	192,332	649,104	167,423	-	816,527	25.79%	

SCHEDULE 4
OLD DOMINION UNIVERSITY RESEARCH FOUNDATION
SPONSORED PROGRAM ACTIVITY BY INDIVIDUAL PROJECT
(MEASURED BY EXPENDITURES INCURRED)
FOR FISCAL YEAR 2012

PROJECT NUMBER	SPONSORING AGENCY	PRINCIPAL INVESTIGATOR / PROJECT DIRECTOR	PROJECT DIRECT COST					PROJECT IDC AND FEES			EFFECTIVE INDIRECT COST RATE	CENTER
			PERSONNEL AND FRINGE BENEFITS	SUPPLIES, CONTRACTUAL, GENERAL, & TRAVEL	EQUIPMENT	SUBCONTRACTS, CONSTRUCTION, TUITION & OTHER	TOTAL DIRECT COSTS	REIMBURSED INDIRECT COSTS	TOTAL SPECIAL FEES	TOTAL PROJECT COSTS		
Electrical and Computer Engineering - Applied Research Center												
316341	* US DEPT OF ENERGY	BAUMGART, H.	5,164	1,587	-	-	6,751	3,578	-	10,329	ARC	
506411	UNIVERSITY OF VIRGINIA	BAUMGART, H.	16,894	2,426	-	-	19,320	9,660	-	28,980	ARC	
514191	UNIVERSITY OF MARYLAND	BAUMGART, H.	30,907	1,690	-	419	33,016	8,475	-	41,491	ARC	
715501	MICROXACT, INC.	BAUMGART, H.	30,608	15,787	4,514	-	50,909	23,197	-	74,106	ARC	
511671	* UNIVERSITY OF TOLEDO	BAUMGART, H.	3,955	1,416	5,859	-	11,230	3,278	-	14,508	ARC	
107171	NASA-LANGLEY RESEARCH CENTER	ELSAYED-ALI, H.	1,017	-	-	-	1,017	507	-	1,524	ARC	
192131	NASA-LANGLEY RESEARCH CENTER	ELSAYED-ALI, H.	138,833	-	-	-	138,833	36,097	-	174,930	ARC	
351783	NATL SCIENCE FOUNDATION	ELSAYED-ALI, H.	4,689	-	-	-	4,689	1,969	-	6,658	ARC	
515911	NORFOLK STATE UNIVERSITY	ELSAYED-ALI, H.	5,255	-	-	-	5,255	2,627	-	7,882	ARC	
702931	LIFENET TRANSPLANT SERVICES	ELSAYED-ALI, H.	377	-	-	-	377	188	-	565	ARC	
705062	JEFFERSON SCIENCE ASSOCIATES	ELSAYED-ALI, H.	9,524	-	-	-	9,524	2,476	-	12,000	ARC	
705691	JEFFERSON SCIENCE ASSOCIATES	ELSAYED-ALI, H.	1,467	-	-	300	1,767	3,333	-	5,100	ARC	
712335	JEFFERSON SCIENCE ASSOCIATES	ELSAYED-ALI, H.	18,404	-	-	-	18,404	-	-	18,404	ARC	
717071	NATL INST AEROSPACE ASSOC	ELSAYED-ALI, H.	725	-	-	-	725	363	-	1,088	ARC	
724621	JEFFERSON SCIENCE ASSOCIATES	ELSAYED-ALI, H.	594	-	-	-	594	315	-	909	ARC	
795261	JEFFERSON SCIENCE ASSOCIATES	ELSAYED-ALI, H.	37,915	-	-	-	37,915	18,958	-	56,873	ARC	
511671	* UNIVERSITY OF TOLEDO	ELSAYED-ALI, H.	7,910	2,831	11,719	-	22,460	6,556	-	29,016	ARC	
523941	* ODU	ELSAYED-ALI, H.	1,305	50	12,073	-	13,428	-	-	13,428	ARC	
513021	UNIVERSITY OF TOLEDO	MARSILLAC, S.	52,914	5,005	98,497	-	156,416	34,751	-	191,167	ARC	
520551	UNIVERSITY OF TOLEDO	MARSILLAC, S.	4,531	25,455	19,585	-	49,571	15,893	-	65,464	ARC	
524351	UNIVERSITY OF ILLIONIS	MARSILLAC, S.	8,974	-	-	-	8,974	4,756	-	13,730	ARC	
316341	* US DEPT OF ENERGY	MARSILLAC, S.	18,075	5,555	-	-	23,630	12,524	-	36,154	ARC	
511671	* UNIVERSITY OF TOLEDO	MARSILLAC, S.	63,276	22,647	93,752	-	179,675	52,450	-	232,125	ARC	
704711	CERMET, INC.	NAMKOONG, G.	39,985	8,342	-	-	48,327	24,163	-	72,490	ARC	
710461	GWANGJU INSTITUTE OF SCI & TEC	NAMKOONG, G.	-	-	-	1	1	3	-	4	ARC	
713621	GWANGJU INSTITUTE OF SCI & TEC	NAMKOONG, G.	2,503	136	-	67	2,706	569	-	3,275	ARC	
720071	GWANGJU INSTITUTE OF SCI & TEC	NAMKOONG, G.	7,809	6,250	-	-	14,059	2,952	-	17,011	ARC	
723611	GWANGJU INSTITUTE OF SCI & TEC	NAMKOONG, G.	6,619	749	-	-	7,368	1,547	-	8,915	ARC	
511671	* UNIVERSITY OF TOLEDO	NAMKOONG, G.	3,955	1,416	5,859	-	11,230	3,278	-	14,508	ARC	
316341	* US DEPT OF ENERGY	NAMKOONG, G.	2,582	794	-	-	3,376	1,789	-	5,165	ARC	
			526,766	102,136	251,858	787	881,547	276,252	-	1,157,799	31.34%	
Electrical and Computer Engineering - Center for Bioelectronics												
715481	INST ELE & ELEC ENGINEERS	KOLB, J.	-	640	-	241	881	-	-	881	CBE	
213941	* ARMY MED RES COMMAND	KOLB, J.	49,030	4,870	-	-	53,900	30,641	-	84,541	CBE	
294811	* ARMY MED RES COMMAND	KOLB, J.	15,312	3,391	-	25,428	44,131	11,222	-	55,353	CBE	
382011	* US PUBLIC HEALTH SERVICE	KOLB, J.	10,602	1,090	1,520	164	13,376	4,911	-	18,287	CBE	
294811	* ARMY MED RES COMMAND	SCHOENBACH, K.	15,313	3,390	-	25,430	44,133	11,221	-	55,354	CBE	
382011	* US PUBLIC HEALTH SERVICE	SCHOENBACH, K.	10,603	1,089	1,519	165	13,376	4,910	-	18,286	CBE	
302401	* US PUBLIC HEALTH SERVICE	XIAO, S.	17,836	3,188	345	-	21,369	10,512	-	31,881	CBE	
714131	AMERICAN HEART ASSOCIATION	ZEMLIN, C.	36,397	6,305	6,716	-	49,418	3,658	-	53,076	CBE	
			155,093	23,963	10,100	51,428	240,584	77,075	-	317,659	32.04%	

SCHEDULE 4
OLD DOMINION UNIVERSITY RESEARCH FOUNDATION
SPONSORED PROGRAM ACTIVITY BY INDIVIDUAL PROJECT
(MEASURED BY EXPENDITURES INCURRED)
FOR FISCAL YEAR 2012

PROJECT NUMBER	SPONSORING AGENCY	PRINCIPAL INVESTIGATOR / PROJECT DIRECTOR	PROJECT DIRECT COST					PROJECT IDC AND FEES			EFFECTIVE INDIRECT COST RATE	CENTER
			PERSONNEL AND FRINGE BENEFITS	SUPPLIES, CONTRACTUAL, GENERAL, & TRAVEL	EQUIPMENT	SUBCONTRACTS, CONSTRUCTION, TUITION & OTHER	TOTAL DIRECT COSTS	REIMBURSED INDIRECT COSTS	TOTAL SPECIAL FEES	TOTAL PROJECT COSTS		
Mechanical & Aerospace Engineering												
565411	ODU	ALBERTS, T.	3,862	1,272	-	-	5,134	-	-	5,134	TRAD	
771072	MAGNE MOTION, INC	ALBERTS, T.	129,851	3,786	-	-	133,637	66,819	-	200,456	TRAD	
502532	* UNIV MICH DEPT NAT RESOURCES	BAO, H.	897	368	-	50	1,315	553	-	1,868	TRAD	
502533	* UNIV MICH DEPT NAT RESOURCES	BAO, H.	1,213	863	-	-	2,076	1,100	-	3,176	TRAD	
373821	* NATL SCIENCE FOUNDATION	BAO, H.	1,075	40	-	10,108	11,223	-	-	11,223	TRAD	
391471	* NATL SCIENCE FOUNDATION	BAO, H.	7,760	8,754	-	19,930	36,444	9,276	-	45,720	TRAD	
710551	* CHILDRENÆS SURGICAL SPEC GROUP	BAWAB, S.	1,529	549	-	-	2,078	1,040	-	3,118	TRAD	
710552	* CHILDRENÆS SURGICAL SPEC GROUP	BAWAB, S.	661	-	-	-	661	350	-	1,011	TRAD	
523501	* ODU	BAWAB, S.	9,172	9,764	-	-	18,936	-	-	18,936	TRAD	
395121	NATL SCIENCE FOUNDATION	BESKOK, A.	58,736	3,244	-	-	61,980	30,990	-	92,970	TRAD	
396511	* NATL SCIENCE FOUNDATION	BESKOK, A.	11,656	3,602	1,424	-	16,682	7,629	-	24,311	TRAD	
513511	* ODU	BESKOK, A.	2,773	2,074	942	32	5,821	-	-	5,821	TRAD	
513571	ODU	BESKOK, A.	-	1,890	-	6	1,896	-	-	1,896	TRAD	
710951	TRIUMF AEROSPACE SYSTEMS	BRITCHER, C.	-	-	-	4,363	4,363	2,181	-	6,544	TRAD	
771462	* VA TOBACCO INDEMN / REVIT COMM	BRITCHER, C.	7,887	15,878	-	-	23,765	-	-	23,765	TRAD	
784682	NATL INST AEROSPACE ASSOC	BRITCHER, C.	29,358	1,751	-	-	31,109	8,088	-	39,197	TRAD	
306021	* NATL SCIENCE FOUNDATION	CHATURVEDI, S.	14,840	2,916	-	-	17,756	8,878	-	26,634	TRAD	
784683	* NATL INST AEROSPACE ASSOC	CREEDON, J.	125,324	8,238	-	-	133,562	66,781	-	200,343	TRAD	
704831	CHILDREN HOSPITAL-KING'S DAUGH	DEMUREN, A.	3,979	648	-	-	4,627	-	-	4,627	TRAD	
383991	* NATL SCIENCE FOUNDATION	HAO, J.	29,493	6,413	-	-	35,906	15,081	-	50,987	TRAD	
383992	NATL SCIENCE FOUNDATION	HAO, J.	6,699	-	-	63	6,762	1,675	-	8,437	TRAD	
385881	* NATL SCIENCE FOUNDATION	HAO, J.	15,061	1,641	-	-	16,702	7,782	-	24,484	TRAD	
396511	* NATL SCIENCE FOUNDATION	HAO, J.	11,656	3,602	1,424	-	16,682	7,629	-	24,311	TRAD	
502532	* UNIV MICH DEPT NAT RESOURCES	HOU, G.	897	369	-	50	1,316	553	-	1,869	TRAD	
502533	* UNIV MICH DEPT NAT RESOURCES	HOU, G.	1,214	864	-	-	2,078	1,101	-	3,179	TRAD	
373821	* NATL SCIENCE FOUNDATION	HOU, G.	3,225	120	-	30,325	33,670	-	-	33,670	TRAD	
383991	* NATL SCIENCE FOUNDATION	HOU, G.	12,640	2,749	-	-	15,389	6,463	-	21,852	TRAD	
513532	ODU	HOU, G.	2,217	-	-	213	2,430	-	-	2,430	TRAD	
706711	BOSTON SCIENTIFIC CORPORATION	KNISLEY, S.	24,072	1,280	-	-	25,352	12,676	-	38,028	TRAD	
710551	* CHILDRENÆS SURGICAL SPEC GROUP	KNISLEY, S.	1,530	549	-	-	2,079	1,039	-	3,118	TRAD	
771462	* VA TOBACCO INDEMN / REVIT COMM	KOSTER, E.	4,732	9,527	-	-	14,259	-	-	14,259	TRAD	
502532	* UNIV MICH DEPT NAT RESOURCES	KOTINIS, M	897	369	-	50	1,316	553	-	1,869	TRAD	
513534	ODU	KOTINIS, M.	5,750	3,549	-	2,913	12,212	-	-	12,212	TRAD	
502533	* UNIV MICH DEPT NAT RESOURCES	KOTINIS, M.	1,214	864	-	-	2,078	1,101	-	3,179	TRAD	
502532	* UNIV MICH DEPT NAT RESOURCES	LANDMAN, D.	769	316	-	43	1,128	474	-	1,602	TRAD	
205801	NAVAL AIR SYSTEMS COMMAND	LANDMAN, D.	1,301	-	-	1,245	2,546	1,273	-	3,819	TRAD	
221681	NAVAL AIR WARFARE CENTER TSD	LANDMAN, D.	15,556	1,091	-	-	16,647	5,327	-	21,974	TRAD	
522231	UNIVERSITY OF TENNESSEE	LANDMAN, D.	26,881	1,566	-	-	28,447	7,396	-	35,843	TRAD	
784687	NATL INST AEROSPACE ASSOC	LANDMAN, D.	28,881	-	-	-	28,881	7,509	-	36,390	TRAD	
502533	* UNIV MICH DEPT NAT RESOURCES	LANDMAN, D.	1,040	740	-	-	1,780	944	-	2,724	TRAD	

SCHEDULE 4
OLD DOMINION UNIVERSITY RESEARCH FOUNDATION
SPONSORED PROGRAM ACTIVITY BY INDIVIDUAL PROJECT
(MEASURED BY EXPENDITURES INCURRED)
FOR FISCAL YEAR 2012

PROJECT NUMBER	SPONSORING AGENCY	PRINCIPAL INVESTIGATOR / PROJECT DIRECTOR	PROJECT DIRECT COST					PROJECT IDC AND FEES			EFFECTIVE INDIRECT COST RATE	CENTER
			PERSONNEL AND FRINGE BENEFITS	SUPPLIES, CONTRACTUAL, GENERAL, & TRAVEL	EQUIPMENT	SUBCONTRACTS, CONSTRUCTION, TUITION & OTHER	TOTAL DIRECT COSTS	REIMBURSED INDIRECT COSTS	TOTAL SPECIAL FEES	TOTAL PROJECT COSTS		
373821	* NATL SCIENCE FOUNDATION	NEWMAN, B.	1,075	40	-	10,108	11,223	-	-	11,223	TRAD	
306021	* NATL SCIENCE FOUNDATION	PRABHAKARAN, R.	7,856	1,544	-	-	9,400	4,700	-	14,100	TRAD	
396511	* NATL SCIENCE FOUNDATION	QIAN, S.	11,654	3,603	1,424	-	16,681	7,629	-	24,310	TRAD	
513511	* ODU	QIAN, S.	2,773	2,073	942	31	5,819	-	-	5,819	TRAD	
711601	YEUNGNAM UNIVERSITY	QIAN, S.	31,748	1,872	-	-	33,620	-	-	33,620	TRAD	
702971	* ADV ANTI-TERROR TECHNOLOGIES	RINGLEB, S.	22,498	413	-	4,116	27,027	11,456	-	38,483	TRAD	
722871	INTL SOCIETY OF BIOMECHANICS	RINGLEB, S.	-	411	-	-	411	-	-	411	TRAD	
723111	AMERICAN SOCIETY BIOMECHANICS	RINGLEB, S.	-	177	-	-	177	-	-	177	TRAD	
786782	* ADV ANTI-TERROR TECHNOLOGIES	RINGLEB, S.	15,162	2,853	4,563	1,142	23,720	9,007	-	32,727	TRAD	
523501	* ODU	RINGLEB, S.	9,172	9,764	-	-	18,936	-	-	18,936	TRAD	
			708,236	123,996	10,719	84,788	927,739	315,053	-	1,242,792	33.96%	
Mechanical & Aerospace Engineering - Applied Research Center												
513521	ODU	ELMUSTAFA, A.	7,884	385	2,575	-	10,844	-	-	10,844	ARC	
712332	JEFFERSON SCIENCE ASSOCIATES	ELMUSTAFA, A.	45,133	-	-	-	45,133	-	-	45,133	ARC	
			53,017	385	2,575	-	55,977	-	-	55,977	0.00%	
Mechanical & Aerospace Engineering - VMASC: Virginia Modeling & Simulation Center												
702971	* ADV ANTI-TERROR TECHNOLOGIES	RINGLEB, S.	9,642	177	-	1,764	11,583	4,910	-	16,493	VMASC	
			9,642	177	-	1,764	11,583	4,910	-	16,493	42.39%	

SCHEDULE 4
OLD DOMINION UNIVERSITY RESEARCH FOUNDATION
SPONSORED PROGRAM ACTIVITY BY INDIVIDUAL PROJECT
(MEASURED BY EXPENDITURES INCURRED)
FOR FISCAL YEAR 2012

PROJECT NUMBER	SPONSORING AGENCY	PRINCIPAL INVESTIGATOR / PROJECT DIRECTOR	PROJECT DIRECT COST					PROJECT IDC AND FEES			EFFECTIVE INDIRECT COST RATE	CENTER
			PERSONNEL AND FRINGE BENEFITS	SUPPLIES, CONTRACTUAL, GENERAL, & TRAVEL	EQUIPMENT	SUBCONTRACTS, CONSTRUCTION, TUITION & OTHER	TOTAL DIRECT COSTS	REIMBURSED INDIRECT COSTS	TOTAL SPECIAL FEES	TOTAL PROJECT COSTS		
Engineering Technology												
104767	NASA-GODDARD SPACEFLIGHT CNTR	BONDI, S.	2,135	3,301	-	-	5,436	-	-	5,436	TRAD	
707281	* ODU	BONDI, S.	5,509	3,200	-	9,999	18,708	-	-	18,708	TRAD	
502532	* UNIV MICH DEPT NAT RESOURCES	DEAN, A.	897	369	-	50	1,316	553	-	1,869	TRAD	
502533	* UNIV MICH DEPT NAT RESOURCES	DEAN, A.	1,214	864	-	-	2,078	1,101	-	3,179	TRAD	
373821	* NATL SCIENCE FOUNDATION	DEAN, A.	3,225	120	-	30,325	33,670	-	-	33,670	TRAD	
713121	* CREATE, INC.	DEAN, A.	-	-	23,257	1,801	25,058	900	-	25,958	TRAD	
500941	VA TECH	FLORY, I.	16,991	879	-	-	17,870	4,646	-	22,516	TRAD	
713121	* CREATE, INC.	HACKWORTH, J.	-	-	6,645	514	7,159	257	-	7,416	TRAD	
311641	* NATL SCIENCE FOUNDATION	HSIUNG, S.	2,075	11,246	-	2,781	16,102	8,051	-	24,153	TRAD	
311641	* NATL SCIENCE FOUNDATION	JONES, R.	1,038	5,623	-	1,390	8,051	4,025	-	12,076	TRAD	
522941	* LONGWOOD UNIVERSITY	LAWRENCE, R.	341	-	-	-	341	28	-	369	TRAD	
713121	* CREATE, INC.	LIN, C.	-	-	3,323	257	3,580	129	-	3,709	TRAD	
771462	* VA TOBACCO INDEMNITY / REVIT COMM	LOPEZ, F.	3,155	6,351	-	-	9,506	-	-	9,506	TRAD	
712334	JEFFERSON SCIENCE ASSOCIATES	TOMOVIC, M.	26,227	-	-	-	26,227	-	-	26,227	TRAD	
502532	* UNIV MICH DEPT NAT RESOURCES	VERMA, A.	897	369	-	50	1,316	553	-	1,869	TRAD	
502533	* UNIV MICH DEPT NAT RESOURCES	VERMA, A.	1,214	864	-	-	2,078	1,101	-	3,179	TRAD	
384721	* NATL SCIENCE FOUNDATION	VERMA, A.	67,625	21,318	-	137,237	226,180	42,261	-	268,441	TRAD	
391471	* NATL SCIENCE FOUNDATION	VERMA, A.	18,845	21,261	-	48,402	88,508	22,527	-	111,035	TRAD	
522941	* LONGWOOD UNIVERSITY	VERMA, A.	341	-	-	-	341	27	-	368	TRAD	
502532	* UNIV MICH DEPT NAT RESOURCES	WALK, S.	897	368	-	50	1,315	553	-	1,868	TRAD	
720861	COSMO SOFTWARE, INC.	WALK, S.	19,322	-	-	-	19,322	10,241	-	29,563	TRAD	
502533	* UNIV MICH DEPT NAT RESOURCES	WALK, S.	1,213	863	-	-	2,076	1,100	-	3,176	TRAD	
			173,161	76,996	33,225	232,856	516,238	98,053	-	614,291	18.99%	
Engineering Technology - Applied Research Center												
196581	NASA-LANGLEY RESEARCH CENTER	LAWRENCE, R.	3,151	-	-	-	3,151	1,576	-	4,727	ARC	
704661	NATL INST AEROSPACE ASSOC	LAWRENCE, R.	65,804	986	-	-	66,790	17,365	-	84,155	ARC	
			68,955	986	-	-	69,941	18,941	-	88,882	27.08%	

SCHEDULE 4
OLD DOMINION UNIVERSITY RESEARCH FOUNDATION
SPONSORED PROGRAM ACTIVITY BY INDIVIDUAL PROJECT
(MEASURED BY EXPENDITURES INCURRED)
FOR FISCAL YEAR 2012

PROJECT NUMBER	SPONSORING AGENCY	PRINCIPAL INVESTIGATOR / PROJECT DIRECTOR	PROJECT DIRECT COST					PROJECT IDC AND FEES			EFFECTIVE INDIRECT COST RATE	CENTER
			PERSONNEL AND FRINGE BENEFITS	SUPPLIES, CONTRACTUAL, GENERAL, & TRAVEL	EQUIPMENT	SUBCONTRACTS, CONSTRUCTION, TUITION & OTHER	TOTAL DIRECT COSTS	REIMBURSED INDIRECT COSTS	TOTAL SPECIAL FEES	TOTAL PROJECT COSTS		
Engineering Management												
714661	PACIFIC SCIENCE & ENGINEERING	HANDLEY, H.	14,981	-	-	-	14,981	8,989	-	23,970	TRAD	
716761	* ALION SCIENCE & TECHNOLOGY COR	HANDLEY, H.	14,647	-	-	415	15,062	9,037	-	24,099	TRAD	
503341	* ODU	KADY, R.	-	-	-	1,008	1,008	-	-	1,008	TRAD	
386221	* US DEPT HOMELAND SECURITY	KOVACIC, S.	98,672	2,192	-	66,000	166,864	42,362	-	209,226	TRAD	
705681	* VIRGINIA NATURAL GAS	LANDAETA, R.	-	-	-	-	-	-	-	-	TRAD	
705681	* VIRGINIA NATURAL GAS	PAZOS, P.	13,333	-	-	30	13,363	3,608	-	16,971	TRAD	
716761	* ALION SCIENCE & TECHNOLOGY COR	PAZOS, P.	14,648	-	-	415	15,063	9,038	-	24,101	TRAD	
320541	NATL SCIENCE FOUNDATION	PINTO, A.	-	-	-	15,225	15,225	-	-	15,225	TRAD	
703391	QATAR UNIVERSITY	RABADI, G.	12,229	15,480	-	-	27,709	5,542	-	33,251	TRAD	
386221	* US DEPT HOMELAND SECURITY	SOUSA-POZA, A.	98,671	2,191	-	66,000	166,862	42,363	-	209,225	TRAD	
206401	* MODELING & SIMULATION CO OFF	TOLK, A.	32,327	1,540	-	20,651	54,518	11,854	-	66,372	TRAD	
282016	* NAVSUP FLEET LOGISTICS NORFOLK	TOLK, A.	42,369	3,427	-	-	45,796	19,234	-	65,030	TRAD	
705191	* RAYTHEON AIRCRAFT COMPANY	TOLK, A.	-	-	-	2	2	1	-	3	TRAD	
			341,877	24,830	-	169,746	536,453	152,028	-	688,481	28.34%	
Engineering Management - VMASC: Virginia Modeling & Simulation Center												
282017	* NAVSUP FLEET LOGISTICS NORFOLK	TOLK, A.	24,265	2,876	-	-	27,141	11,399	-	38,540	VMASC	
282017	* NAVSUP FLEET LOGISTICS NORFOLK	TOLK, A.	24,266	2,877	-	-	27,143	11,400	-	38,543	VMASC	
705191	* RAYTHEON AIRCRAFT COMPANY	TOLK, A.	-	-	-	2	2	2	-	4	VMASC	
282016	* NAVSUP FLEET LOGISTICS NORFOLK	TOLK, A.	42,369	3,427	-	-	45,796	19,235	-	65,031	VMASC	
			90,900	9,180	-	2	100,082	42,036	-	142,118	42.00%	
Engineering Management - NCSOSE												
207031	* SPACE AND NAVAL WARFARE SYSTEM	ADAMS, K.	68,007	3,803	-	-	71,810	31,381	-	103,191	NCSOSE	
207032	* SPACE AND NAVAL WARFARE SYSTEM	ADAMS, K.	-	13,900	-	-	13,900	6,074	-	19,974	NCSOSE	
713243	SPATIAL INTEGRATED SYSTEMS	BRADLEY, J.	12,881	3,222	-	-	16,103	6,440	-	22,543	NCSOSE	
301491	* US DEPT HOMELAND SECURITY	HESTER, P.	247,847	6,839	-	-	254,686	127,343	-	382,029	NCSOSE	
386221	* US DEPT HOMELAND SECURITY	KEATING, C.	49,336	1,096	-	33,000	83,432	21,181	-	104,613	NCSOSE	
207031	* SPACE AND NAVAL WARFARE SYSTEM	KEATING, C.	5,119	286	-	-	5,405	2,362	-	7,767	NCSOSE	
207032	* SPACE AND NAVAL WARFARE SYSTEM	KEATING, C.	-	1,046	-	-	1,046	457	-	1,503	NCSOSE	
301491	* US DEPT HOMELAND SECURITY	KEATING, C.	43,738	1,207	-	-	44,945	22,472	-	67,417	NCSOSE	
713241	SPATIAL INTEGRATED SYSTEMS	KEATING, C.	1,140	-	-	(74)	1,066	570	-	1,636	NCSOSE	
713242	SPATIAL INTEGRATED SYSTEMS	KEATING, C.	331	-	-	-	331	6,503	-	6,834	NCSOSE	
			428,399	31,399	-	32,926	492,724	224,783	-	717,507	45.62%	

SCHEDULE 4
OLD DOMINION UNIVERSITY RESEARCH FOUNDATION
SPONSORED PROGRAM ACTIVITY BY INDIVIDUAL PROJECT
(MEASURED BY EXPENDITURES INCURRED)
FOR FISCAL YEAR 2012

PROJECT NUMBER	SPONSORING AGENCY	PRINCIPAL INVESTIGATOR / PROJECT DIRECTOR	PROJECT DIRECT COST					PROJECT IDC AND FEES			EFFECTIVE INDIRECT COST RATE	CENTER
			PERSONNEL AND FRINGE BENEFITS	SUPPLIES, CONTRACTUAL, GENERAL, & TRAVEL	EQUIPMENT	SUBCONTRACTS, CONSTRUCTION, TUITION & OTHER	TOTAL DIRECT COSTS	REIMBURSED INDIRECT COSTS	TOTAL SPECIAL FEES	TOTAL PROJECT COSTS		
Modeling, Simulation & Visualization												
700381	* INTELLIGENT AUTOMATION, INC.	MCKENZIE, F.	7,704	-	-	1,331	9,035	4,517	-	13,552	TRAD	
724941	* INTELLIGENT AUTOMATION, INC.	MCKENZIE, F.	2,404	-	-	-	2,404	1,274	-	3,678		
306021	* NATL SCIENCE FOUNDATION	MCKENZIE, F.	7,856	1,544	-	-	9,400	4,700	-	14,100		
710551	* CHILDRENÆS SURGICAL SPEC GROUP	MCKENZIE, F.	12,238	4,392	-	-	16,630	8,315	-	24,945		
710552	* CHILDRENÆS SURGICAL SPEC GROUP	MCKENZIE, F.	3,747	-	-	-	3,747	1,986	-	5,733		
523521	* ODU	MCKENZIE, F.	11,190	3,369	-	-	14,559	-	-	14,559		
524760	FOUNDATION FOR SPECIALIZED SUR	MCKENZIE, F.	-	-	-	(754)	(754)	(317)	-	(1,071)	TRAD	
741451	FOUNDATION FOR SPECIALIZED SUR	MCKENZIE, F.	-	-	-	(5,813)	(5,813)	(2,441)	-	(8,254)	TRAD	
521703	UNIVERSITY OF IDAHO	NG, M.	7,665	-	-	-	7,665	4,062	-	11,727	TRAD	
514421	* VA DEPT OF TRANSPORTATION	NG, M.	17,175	406	-	-	17,581	1,758	-	19,339	TRAD	
523521	* ODU	SHEN, Y.	11,190	3,369	-	-	14,559	-	-	14,559	TRAD	
716561	* HR EDUCATIONAL TELECOMM ASSOC	SHEN, Y.	3,465	299	-	903	4,667	2,333	-	7,000	TRAD	
			84,634	13,379	-	(4,333)	93,680	26,187	-	119,867	27.95%	
Virginia Commercial Space Flight Authority												
184603	NASA-GODDARD SPACEFLIGHT CNTR	REED, B.	-	-	-	1,599,655	1,599,655	-	-	1,599,655	VCSFA	
184604	NASA-GODDARD SPACEFLIGHT CNTR	REED, B.	465	97	-	151,333	151,895	8,542	-	160,437	VCSFA	
184605	NASA-GODDARD SPACEFLIGHT CNTR	REED, B.	11,799	829	-	37,690	50,318	13,762	-	64,080	VCSFA	
184606	NASA-GODDARD SPACEFLIGHT CNTR	REED, B.	21,717	4,032	-	-	25,749	11,060	-	36,809	VCSFA	
184607	NASA-GODDARD SPACEFLIGHT CNTR	REED, B.	11,586	860	-	226,777	239,223	5,879	-	245,102	VCSFA	
184608	NASA-GODDARD SPACEFLIGHT CNTR	REED, B.	4,041	-	-	33,302	37,343	2,020	-	39,363	VCSFA	
184609	NASA-GODDARD SPACEFLIGHT CNTR	REED, B.	4,852	-	-	211,907	216,759	2,426	-	219,185	VCSFA	
321061	FEDERAL AVIATION ADMIN	REED, B.	-	-	-	125,000	125,000	-	-	125,000	VCSFA	
321069	OVERHEAD ACCOUNTS	REED, B.	-	-	-	100,000	100,000	-	-	100,000	VCSFA	
502001	VA GENERAL ASSEMBLY	REED, B.	-	(409)	-	-	(409)	-	-	(409)	VCSFA	
502002	VA GENERAL ASSEMBLY	REED, B.	-	-	-	391,970	391,970	-	-	391,970	VCSFA	
502004	VA GENERAL ASSEMBLY	REED, B.	-	-	-	346,554	346,554	-	-	346,554	VCSFA	
502007	VA GENERAL ASSEMBLY	REED, B.	-	-	-	123,652	123,652	-	-	123,652	VCSFA	
503001	ORBITAL SCIENCE CORP	REED, B.	-	30,157	-	1,461,894	1,492,051	30,394	-	1,522,445	VCSFA	
503004	ORBITAL SCIENCE CORP	REED, B.	-	90,983	-	4,417,423	4,508,406	45,492	-	4,553,898	VCSFA	
503005	ORBITAL SCIENCE CORP	REED, B.	-	-	-	2,412,930	2,412,930	5,926	-	2,418,856	VCSFA	
521761	VA DEPT OF TRANSPORTATION	REED, B.	-	-	-	4,974,301	4,974,301	-	-	4,974,301	VCSFA	
521781	VA DEPT OF TRANSPORTATION	REED, B.	-	-	-	4,968,886	4,968,886	-	-	4,968,886	VCSFA	
571684	VA GENERAL ASSEMBLY	REED, B.	14,888	7,022	-	10,000	31,910	-	-	31,910	VCSFA	
571685	VA DEPT OF TRANSPORTATION	REED, B.	784,744	261,300	-	129,320	1,175,364	-	-	1,175,364	VCSFA	
571686	VA DEPT OF TRANSPORTATION	REED, B.	-	100	-	-	100	-	-	100	VCSFA	
706221	ORBITAL SCIENCE CORP	REED, B.	-	33,336	-	17,367,860	17,401,196	-	-	17,401,196	VCSFA	
706223	ORBITAL SCIENCE CORP	REED, B.	-	-	-	5,068,118	5,068,118	-	-	5,068,118	VCSFA	
706224	ORBITAL SCIENCE CORP	REED, B.	-	-	-	2,000,701	2,000,701	-	-	2,000,701	VCSFA	
720221	VENTIONS, LLC	REED, B.	4,733	300	-	32,657	37,690	-	-	37,690	VCSFA	
			858,825	428,607	-	46,191,930	47,479,362	125,501	-	47,604,863	0.26%	

SCHEDULE 4
OLD DOMINION UNIVERSITY RESEARCH FOUNDATION
SPONSORED PROGRAM ACTIVITY BY INDIVIDUAL PROJECT
(MEASURED BY EXPENDITURES INCURRED)
FOR FISCAL YEAR 2012

PROJECT NUMBER	SPONSORING AGENCY	PRINCIPAL INVESTIGATOR / PROJECT DIRECTOR	PROJECT DIRECT COST				PROJECT IDC AND FEES			EFFECTIVE INDIRECT COST RATE	CENTER
			PERSONNEL AND FRINGE BENEFITS	SUPPLIES, CONTRACTUAL, GENERAL, & TRAVEL	EQUIPMENT	SUBCONTRACTS, CONSTRUCTION, TUITION & OTHER	TOTAL DIRECT COSTS	REIMBURSED INDIRECT COSTS	TOTAL SPECIAL FEES		
Virginia Space Flight Academy											
711202	PRIVATE SPONSORS	WOODHAMS, W.	-	36,138	-	-	36,138	-	-	36,138	VSFAI
711212	PRIVATE SPONSORS	WOODHAMS, W.	-	40,532	-	-	40,532	-	-	40,532	VSFAI
711213	PRIVATE SPONSORS	WOODHAMS, W.	-	5,988	-	-	5,988	-	-	5,988	VSFAI
			-	82,658	-	-	82,658	-	-	82,658	0.00%
Mid-Atlantic Institute for Space and Technology											
110811	NASA-GODDARD SPACEFLIGHT CNTR	SKOUZES, F.	-	-	-	9,392	9,392	-	-	9,392	MIST
115371	NASA-GODDARD SPACEFLIGHT CNTR	SKOUZES, F.	70,176	1,578	-	7,869	79,623	-	-	79,623	MIST
517151	WORCESTER COUNTY, MD	SKOUZES, F.	60,367	5,251	-	8,297	73,915	-	-	73,915	MIST
521391	WICOMICO COUNTY PUBLIC SCHOOLS	SKOUZES, F.	4,161	-	-	5,839	10,000	-	-	10,000	MIST
717201	ARTHUR W. PURDUE FOUNDATION	SKOUZES, F.	-	2,449	-	-	2,449	-	-	2,449	MIST
717451	NATL SPACE GRANT FOUNDATION	SKOUZES, F.	-	2,487	-	13	2,500	-	-	2,500	MIST
717452	NATL SPACE GRANT FOUNDATION	SKOUZES, F.	-	2,492	-	8	2,500	-	-	2,500	MIST
720631	MILLENNIUM MICROWAVE CORP	SKOUZES, F.	4,074	-	-	326	4,400	-	-	4,400	MIST
720871	LJT & ASSOCIATES, INC.	SKOUZES, F.	1,309	-	-	11	1,320	-	-	1,320	MIST
721131	MD SPACE BUSINESS ROUNDTABLE	SKOUZES, F.	2,101	-	-	1,899	4,000	-	-	4,000	MIST
722221	JR ACHIEVEMENT EASTERN SHORE	SKOUZES, F.	-	275	-	-	275	-	-	275	MIST
			142,188	14,532	-	33,654	190,374	-	-	190,374	0.00%
TOTAL ENGINEERING			\$ 4,437,811	\$ 1,038,683	\$ 341,955	\$ 47,104,799	\$ 52,923,248	\$ 1,603,657	\$ -	\$ 54,526,905	3.03%

SCHEDULE 4
OLD DOMINION UNIVERSITY RESEARCH FOUNDATION
SPONSORED PROGRAM ACTIVITY BY INDIVIDUAL PROJECT
(MEASURED BY EXPENDITURES INCURRED)
FOR FISCAL YEAR 2012

PROJECT NUMBER	SPONSORING AGENCY	PRINCIPAL INVESTIGATOR / PROJECT DIRECTOR	PROJECT DIRECT COST					PROJECT IDC AND FEES			EFFECTIVE INDIRECT COST RATE	CENTER
			PERSONNEL AND FRINGE BENEFITS	SUPPLIES, CONTRACTUAL, GENERAL, & TRAVEL	EQUIPMENT	SUBCONTRACTS, CONSTRUCTION, TUITION & OTHER	TOTAL DIRECT COSTS	REIMBURSED INDIRECT COSTS	TOTAL SPECIAL FEES	TOTAL PROJECT COSTS		
HEALTH SCIENCES												
Community & Environmental Health												
307211	US PUBLIC HEALTH SERVICE	BLANDO, J.	-	-	-	-	-	1	-	1	TRAD	
395071	US PUBLIC HEALTH SERVICE	JENG, A.	6,762	4,188	-	-	10,950	5,475	-	16,425	TRAD	
396531	US PUBLIC HEALTH SERVICE	JENG, A.	10,901	39,781	-	10,877	61,559	30,780	-	92,339	TRAD	
396311	* US PUBLIC HEALTH SERVICE	NEFF, J.	53,420	9,818	-	5,935	69,173	32,106	-	101,279	TRAD	
305121	US DEPT OF AGRICULTURE	ZHANG, H.	31,660	7,206	-	21,149	60,015	5,708	-	65,723	TRAD	
704721	JOHNS-HOPKINS UNIV	ZHANG, H.	-	2,324	-	-	2,324	1,162	-	3,486	TRAD	
714311	* UNIV OF KENTUCKY RESEARCH FNDN	ZHANG, Q.	16,754	1,712	-	18,227	36,693	3,199	-	39,892	TRAD	
			119,497	65,029	-	56,188	240,714	78,431	-	319,145	32.58%	
Dental Hygiene												
396311	* US PUBLIC HEALTH SERVICE	DARBY, M.	26,710	4,909	-	2,967	34,586	16,053	-	50,639	TRAD	
712661	* AMERICAN DENTAL HYGIENE ASSOC.	LEMASTER, M.	-	2,630	-	-	2,630	-	-	2,630	TRAD	
715521	* DENTSPLY INTERNATIONAL, INC	MCCOMBS, G.	8,487	1,200	-	2,000	11,687	2,922	-	14,609	TRAD	
712661	* AMERICAN DENTAL HYGIENE ASSOC.	STULL, S.	-	1,754	-	-	1,754	-	-	1,754	TRAD	
			35,197	10,493	-	4,967	50,657	18,975	-	69,632	37.46%	
Nursing												
382471	* US DEPT HLTH/HUMAN SERV	ADAMS-TUFTS, K.	401	8	-	-	409	33	-	442	TRAD	
392421	* US DEPT HLTH/HUMAN SERV	BENJAMIN, R.	37,359	879	-	-	38,238	3,059	-	41,297	TRAD	
382471	* US DEPT HLTH/HUMAN SERV	CLEMENTE, P.	401	8	-	-	409	33	-	442	TRAD	
310301	* US DEPT HLTH/HUMAN SERV	GARZON, L.	91,113	10,506	-	-	101,619	8,129	-	109,748	TRAD	
382471	* US DEPT HLTH/HUMAN SERV	GARZON, L.	3,207	64	-	-	3,271	262	-	3,533	TRAD	
513431	* ODU	GILLIKIN, K.	1,313	-	-	143	1,456	-	-	1,456	TRAD	
382471	* US DEPT HLTH/HUMAN SERV	KARLOWICZ, K.	401	8	-	-	409	33	-	442	TRAD	
392421	* US DEPT HLTH/HUMAN SERV	KARLOWICZ, K.	46,700	1,098	-	-	47,798	3,823	-	51,621	TRAD	
392421	* US DEPT HLTH/HUMAN SERV	LEE, A.	56,039	1,318	-	-	57,357	4,589	-	61,946	TRAD	
392421	* US DEPT HLTH/HUMAN SERV	PALMER, K.	46,699	1,099	-	-	47,798	3,824	-	51,622	TRAD	
310301	* US DEPT HLTH/HUMAN SERV	RENAUD, M.	20,247	2,335	-	-	22,582	1,807	-	24,389	TRAD	
310301	* US DEPT HLTH/HUMAN SERV	RUTLEDGE, C.	91,112	10,506	-	-	101,618	8,130	-	109,748	TRAD	
382471	* US DEPT HLTH/HUMAN SERV	RUTLEDGE, C.	3,607	71	-	-	3,678	293	-	3,971	TRAD	
313091	US DEPT HLTH/HUMAN SERV	SHEPHERD, L.	-	-	-	62,827	62,827	-	-	62,827	TRAD	
			398,599	27,900	-	62,970	489,469	34,015	-	523,484	6.95%	

SCHEDULE 4
OLD DOMINION UNIVERSITY RESEARCH FOUNDATION
SPONSORED PROGRAM ACTIVITY BY INDIVIDUAL PROJECT
(MEASURED BY EXPENDITURES INCURRED)
FOR FISCAL YEAR 2012

PROJECT NUMBER	SPONSORING AGENCY	PRINCIPAL INVESTIGATOR / PROJECT DIRECTOR	PROJECT DIRECT COST					PROJECT IDC AND FEES			EFFECTIVE INDIRECT COST RATE	CENTER
			PERSONNEL AND FRINGE BENEFITS	SUPPLIES, CONTRACTUAL, GENERAL, & TRAVEL	EQUIPMENT	SUBCONTRACTS, CONSTRUCTION, TUITION & OTHER	TOTAL DIRECT COSTS	REIMBURSED INDIRECT COSTS	TOTAL SPECIAL FEES	TOTAL PROJECT COSTS		
Medical Laboratory and Radiation Sciences - Center for Bioelectrics												
213941	* ARMY MED RES COMMAND	HELLER, L.	49,031	4,870	-	-	53,901	30,643	-	84,544	CBE	
294811	* ARMY MED RES COMMAND	HELLER, L.	15,312	3,391	-	25,428	44,131	11,222	-	55,353	CBE	
391061	US PUBLIC HEALTH SERVICE	HELLER, R.	126,299	43,699	-	33,362	203,360	84,999	-	288,359	CBE	
391071	US PUBLIC HEALTH SERVICE	HELLER, R.	5,680	683	-	5,149	11,512	3,303	-	14,815	CBE	
391091	US PUBLIC HEALTH SERVICE	HELLER, R.	145,529	129,710	-	-	275,239	137,619	-	412,858	CBE	
710101	INTREXON CORPORATION	HELLER, R.	-	2,195	-	9,664	11,859	5,930	-	17,789	CBE	
712451	VANDALIA RESEARCH, INC.	HELLER, R.	76,211	5,532	-	-	81,743	49,046	-	130,789	CBE	
716351	GENERAL ELECTRIC GLOBAL RESCH	HELLER, R.	13,000	2,701	-	-	15,701	-	-	15,701	CBE	
294811	* ARMY MED RES COMMAND	HELLER, R.	18,375	4,069	-	30,514	52,958	13,466	-	66,424	CBE	
522541	* CENTER INNOVATIVE TECHNOLOGY	HELLER, R.	2,847	2,261	-	-	5,108	-	-	5,108	CBE	
522551	* CENTER INNOVATIVE TECHNOLOGY	HELLER, R.	4,278	-	-	-	4,278	-	-	4,278	CBE	
213941	* ARMY MED RES COMMAND	HELLER, R.	49,031	4,870	-	-	53,901	30,643	-	84,544	CBE	
			505,593	203,981	-	104,117	813,691	366,871	-	1,180,562	45.09%	
Physical Therapy												
710721	HAMPTON UNIVERSITY	KOTT, K.	2,045	1,032	-	-	3,077	246	-	3,323	TRAD	
710722	HAMPTON UNIVERSITY	KOTT, K.	11,162	-	-	-	11,162	893	-	12,055	TRAD	
510191	* EASTERN VIRGINIA MED. SCHOOL	MORRISON, S.	9,374	396	-	-	9,770	5,178	-	14,948	TRAD	
515281	EASTERN VIRGINIA MED. SCHOOL	MORRISON, S.	36,590	420	-	-	37,010	10,363	-	47,373	TRAD	
702971	* ADV ANTI-TERROR TECHNOLOGIES	MORRISON, S.	16,070	295	-	2,940	19,305	8,183	-	27,488	TRAD	
783601	* AMERICAN DIABETES ASSOCIATION	MORRISON, S.	885	-	-	3,972	4,857	133	-	4,990	TRAD	
715521	* DENTSPLY INTERNATIONAL, INC	RUSSELL, D.	2,122	300	-	500	2,922	730	-	3,652	TRAD	
			78,248	2,443	-	7,412	88,103	25,726	-	113,829	29.20%	
TOTAL HEALTH SCIENCES			\$ 1,137,134	\$ 309,846	\$ -	\$ 235,654	\$ 1,682,634	\$ 524,018	\$ -	\$ 2,206,652	31.14%	

SCHEDULE 4
OLD DOMINION UNIVERSITY RESEARCH FOUNDATION
SPONSORED PROGRAM ACTIVITY BY INDIVIDUAL PROJECT
(MEASURED BY EXPENDITURES INCURRED)
FOR FISCAL YEAR 2012

PROJECT NUMBER	SPONSORING AGENCY	PRINCIPAL INVESTIGATOR / PROJECT DIRECTOR	PROJECT DIRECT COST					PROJECT IDC AND FEES			EFFECTIVE INDIRECT COST RATE	CENTER
			PERSONNEL AND FRINGE BENEFITS	SUPPLIES, CONTRACTUAL, GENERAL, & TRAVEL	EQUIPMENT	SUBCONTRACTS, CONSTRUCTION, TUITION & OTHER	TOTAL DIRECT COSTS	REIMBURSED INDIRECT COSTS	TOTAL SPECIAL FEES	TOTAL PROJECT COSTS		
SCIENCES												
Dean's Office												
397561	* US DEPT OF EDUCATION	MATTHEWS, T.	2,824	1,362	(15)	7,263	11,434	335	-	11,769	TRAD	
			2,824	1,362	(15)	7,263	11,434	335	-	11,769	2.93%	
Biological Sciences												
312311	NATL SCIENCE FOUNDATION	BARTOL, I.	36,036	9,114	6,246	-	51,396	-	-	51,396	TRAD	
580031	VIRGINIA WESLEYAN COLLEGE	BARTOL, I.	1,391	2,568	1,489	-	5,448	1,663	-	7,111	TRAD	
373321	NATL SCIENCE FOUNDATION	BUTLER, M.	39,987	6,828	-	1,712	48,527	12,172	-	60,699	TRAD	
394471	NATL SCIENCE FOUNDATION	BUTLER, M.	87,428	72,594	5,220	2,402	167,644	41,606	-	209,250	TRAD	
395141	NATIONAL PARK SERVICE	BUTLER, M.	7,533	4,239	-	2,272	14,044	2,354	-	16,398	TRAD	
516801	UNIV OF FLORIDA	BUTLER, M.	7,184	1,199	-	-	8,383	2,180	-	10,563	TRAD	
525321	UNIVERSITY OF MARYLAND	BUTLER, M.	-	1,357	-	-	1,357	-	-	1,357	TRAD	
525322	VA INST OF MARINE SCIENCE	BUTLER, M.	-	118	-	-	118	-	-	118	TRAD	
796431	NATURE CONSERVANCY	BUTLER, M.	2,520	2,579	-	15,844	20,943	2,151	-	23,094	TRAD	
312841	NATL SCIENCE FOUNDATION	CARPENTER, K.	-	19,590	-	-	19,590	5,093	-	24,683	TRAD	
321901	NATL SCIENCE FOUNDATION	CARPENTER, K.	-	36,413	-	-	36,413	-	-	36,413	TRAD	
371981	NATL SCIENCE FOUNDATION	CARPENTER, K.	67,017	41,751	-	243,348	352,116	28,280	-	380,396	TRAD	
374431	NATL SCIENCE FOUNDATION	CARPENTER, K.	16,422	8,183	-	1,123	25,728	10,334	-	36,062	TRAD	
514331	ODU	CARPENTER, K.	17,549	20,800	-	-	38,349	-	-	38,349	TRAD	
755181	WORLD CONSERVATION UNION	CARPENTER, K.	126,327	3,720	6,433	5,474	141,954	39,014	-	180,968	TRAD	
785261	UNIVERSITY OF NOTRE DAME	COOPER, R.	9,850	-	-	3,479	13,329	4,137	-	17,466	TRAD	
507233	VA DEPT ENVIRON QUALITY	DAUER, D.	21,691	-	-	35,929	57,620	10,530	-	68,150	TRAD	
513471	VA DEPT ENVIRON QUALITY	DAUER, D.	2,458	-	-	29,427	31,885	714	-	32,599	TRAD	
515981	VA DEPT ENVIRON QUALITY	DAUER, D.	162,191	18,737	-	-	180,928	16,497	-	197,425	TRAD	
515982	VA DEPT ENVIRON QUALITY	DAUER, D.	77,338	235	-	-	77,573	7,757	-	85,330	TRAD	
711401	ELIZABETH RIVER PROJECT	DAUER, D.	-	1,500	-	6,232	7,732	-	-	7,732	TRAD	
711461	GEI CONSULTANTS, INC.	DAUER, D.	4,225	-	-	8,943	13,168	6,584	-	19,752	TRAD	
562651	UNIVERSITY OF VIRGINIA	DAY, F.	6,679	4,673	-	-	11,352	2,951	-	14,303	TRAD	
383161	* US PUBLIC HEALTH SERVICE	GAFF, H.	852	8,015	-	-	8,867	710	-	9,577	TRAD	
596271	* ODU	GAFF, H.	2,913	572	-	166	3,651	-	-	3,651	TRAD	
782961	* MARYMOUNT UNIVERSITY	GAFF, H.	777	-	-	-	777	326	-	1,103	TRAD	
306431	* US DEPT HOMELAND SECURITY	GAFF, H.	5,642	-	-	-	5,642	2,821	-	8,463	TRAD	
310481	* NATL SCIENCE FOUNDATION	GAFF, H.	10,146	1,748	-	-	11,894	5,947	-	17,841	TRAD	
715781	* HENRY M. JACKSON FDN	GAFF, H.	21,864	-	-	-	21,864	4,373	-	26,237	TRAD	
396511	* NATL SCIENCE FOUNDATION	GAUTHIER, D.	11,656	3,602	1,424	-	16,682	7,629	-	24,311	TRAD	
505081	VA INST OF MARINE SCIENCE	GAUTHIER, D.	4,333	-	-	-	4,333	2,166	-	6,499	TRAD	
597981	* ODU	GORDON, A.	67,658	6,304	735	-	74,697	-	-	74,697	TRAD	
597982	* ODU	GORDON, A.	4,786	4,198	-	-	8,984	-	-	8,984	TRAD	
522241	MD DEPT. OF NATURAL RESOURCES	HOLSINGER, J.	541	-	-	-	541	-	-	541	TRAD	
310181	NATL SCIENCE FOUNDATION	HORTH, L.	1,408	4,021	-	-	5,429	2,714	-	8,143	TRAD	
310182	NATL SCIENCE FOUNDATION	HORTH, L.	1,071	-	-	1,574	2,645	268	-	2,913	TRAD	
586722	* VA INST OF MARINE SCIENCE	HORTH, L.	2,043	660	-	-	2,703	1,135	-	3,838	TRAD	
594461	ODU	HORTH, L.	-	(27)	-	27	-	-	-	-	TRAD	
712951	VA ENVIRONMENTAL ENDOWMENT	HORTH, L.	10,771	1,731	4,238	-	16,740	-	-	16,740	TRAD	

SCHEDULE 4
OLD DOMINION UNIVERSITY RESEARCH FOUNDATION
SPONSORED PROGRAM ACTIVITY BY INDIVIDUAL PROJECT
(MEASURED BY EXPENDITURES INCURRED)
FOR FISCAL YEAR 2012

PROJECT NUMBER	SPONSORING AGENCY	PRINCIPAL INVESTIGATOR / PROJECT DIRECTOR	PROJECT DIRECT COST					PROJECT IDC AND FEES			EFFECTIVE INDIRECT COST RATE	CENTER
			PERSONNEL AND FRINGE BENEFITS	SUPPLIES, CONTRACTUAL, GENERAL, & TRAVEL	EQUIPMENT	SUBCONTRACTS, CONSTRUCTION, TUITION & OTHER	TOTAL DIRECT COSTS	REIMBURSED INDIRECT COSTS	TOTAL SPECIAL FEES	TOTAL PROJECT COSTS		
596271	* ODU	HYNES, W.	1,456	286	-	84	1,826	-	-	1,826	TRAD	
715781	* HENRY M. JACKSON FDN	HYNES, W.	-	-	-	-	-	-	-	-	TRAD	
397561	* US DEPT OF EDUCATION	HYNES, W.	2,824	1,362	(15)	7,263	11,434	335	-	11,769	TRAD	
507232	VA DEPT ENVIRON QUALITY	MARSHALL, H.	10,019	450	-	8,126	18,595	4,649	-	23,244	TRAD	
511691	VA DEPT ENVIRON QUALITY	MARSHALL, H.	26,206	336	-	-	26,542	2,654	-	29,196	TRAD	
515986	VA DEPT ENVIRON QUALITY	MARSHALL, H.	89,569	7,799	-	-	97,368	9,737	-	107,105	TRAD	
516131	MD DEPT. OF NATURAL RESOURCES	MARSHALL, H.	19,316	-	-	-	19,316	5,409	-	24,725	TRAD	
591932	ODU	MARSHALL, H.	15,320	2,288	-	-	17,608	1,330	-	18,938	TRAD	
591933	ODU	MARSHALL, H.	6,106	597	-	-	6,703	611	-	7,314	TRAD	
597981	* ODU	MARSHALL, H.	67,658	6,304	735	-	74,697	-	-	74,697	TRAD	
597982	* ODU	MARSHALL, H.	4,786	4,198	-	-	8,984	-	-	8,984	TRAD	
353151	* US PUBLIC HEALTH SERVICE	OSGOOD, C.	16,824	4,431	24,995	-	46,250	8,927	-	55,177	TRAD	
351782	NATL SCIENCE FOUNDATION	OSGOOD, C.	-	(26,889)	-	-	(26,889)	(11,293)	-	(38,182)	TRAD	
397561	* US DEPT OF EDUCATION	OSGOOD, C.	2,824	1,362	(15)	7,263	11,434	335	-	11,769	TRAD	
724131	SIGMA XI, SCIENTIFIC RES SOC	OSGOOD, C.	-	590	-	-	590	-	-	590	TRAD	
513341	VA DEPT GAME/INLAND FISH	ROSE, R.	-	-	-	4,547	4,547	-	-	4,547	TRAD	
352741	NATL SCIENCE FOUNDATION	SAVITZKY, A.	1,091	6,002	-	-	7,093	2,979	-	10,072	TRAD	
352742	NATL SCIENCE FOUNDATION	SAVITZKY, A.	1,091	-	-	-	1,091	273	-	1,364	TRAD	
512301	NORTH CAROLINA STATE UNIV	SONENSHINE, D.	8,084	13,337	-	-	21,421	10,710	-	32,131	TRAD	
565402	NORTH CAROLINA STATE UNIV	SONENSHINE, D.	25,924	12,162	-	5,840	43,926	15,996	-	59,922	TRAD	
596271	* ODU	SONENSHINE, D.	1,456	286	-	84	1,826	-	-	1,826	TRAD	
206901	* OFFICE OF NAVAL RESEARCH	SWANSON, J.	98,334	15,321	70,370	4,077	188,102	56,828	-	244,930	TRAD	
206902	* OFFICE OF NAVAL RESEARCH	SWANSON, J.	1,318	-	-	-	1,318	659	-	1,977	TRAD	
581034	EASTERN VIRGINIA MED. SCHOOL	SWANSON, J.	2,143	4,980	-	1,005	8,128	-	-	8,128	TRAD	
581035	EASTERN VIRGINIA MED. SCHOOL	SWANSON, J.	2,086	8,569	-	-	10,655	-	-	10,655	TRAD	
			1,244,722	350,793	121,855	396,241	2,113,611	332,245	-	2,445,856	15.72%	
Biological Sciences - Center for Bioelectrics												
213941	* ARMY MED RES COMMAND	HARGRAVE, B.	43,263	4,297	-	-	47,560	27,038	-	74,598	CBE	
294811	* ARMY MED RES COMMAND	HARGRAVE, B.	15,312	3,391	-	25,428	44,131	11,222	-	55,353	CBE	
522551	* CENTER INNOVATIVE TECHNOLOGY	HARGRAVE, B.	4,152	-	-	-	4,152	-	-	4,152	CBE	
			62,727	7,688	-	25,428	95,843	38,260	-	134,103	39.92%	
Biological Sciences - VMASC: Virginia Modeling & Simulation Center												
383161	* US PUBLIC HEALTH SERVICE	GAFF, H.	851	8,015	-	-	8,866	709	-	9,575	VMASC	
			851	8,015	-	-	8,866	709	-	9,575	8.00%	
Biological Sciences - VCERC: Virginia Coastal Energy Research Consortium												
786682	* ACENT LABORATORIES.	GORDON, A.	3,229	186	-	-	3,415	888	-	4,303	VCERC	
786682	* ACENT LABORATORIES.	MARSHALL, H.	3,229	186	-	-	3,415	888	-	4,303	VCERC	
			6,458	372	-	-	6,830	1,776	-	8,606	26.00%	

SCHEDULE 4
OLD DOMINION UNIVERSITY RESEARCH FOUNDATION
SPONSORED PROGRAM ACTIVITY BY INDIVIDUAL PROJECT
(MEASURED BY EXPENDITURES INCURRED)
FOR FISCAL YEAR 2012

PROJECT NUMBER	SPONSORING AGENCY	PRINCIPAL INVESTIGATOR / PROJECT DIRECTOR	PROJECT DIRECT COST					PROJECT IDC AND FEES			EFFECTIVE INDIRECT COST RATE	CENTER
			PERSONNEL AND FRINGE BENEFITS	SUPPLIES, CONTRACTUAL, GENERAL, & TRAVEL	EQUIPMENT	SUBCONTRACTS, CONSTRUCTION, TUITION & OTHER	TOTAL DIRECT COSTS	REIMBURSED INDIRECT COSTS	TOTAL SPECIAL FEES	TOTAL PROJECT COSTS		
Chemistry and Biochemistry												
380381	NATL SCIENCE FOUNDATION	BAYSE, C.	6,764	1,644	-	-	8,408	3,531	-	11,939	TRAD	
598051	COLLEGE OF WILLIAM AND MARY	BAYSE, C.	5,126	50	-	-	5,176	2,588	-	7,764	TRAD	
711091	BRUKER OPTICS, INC.	COOPER, J.	-	-	-	-	-	(1)	-	(1)	TRAD	
507231	VA DEPT ENVIRON QUALITY	DONAT, J.	24,100	12,179	-	15,912	52,191	10,153	-	62,344	TRAD	
515985	VA DEPT ENVIRON QUALITY	DONAT, J.	234,120	143,403	-	-	377,523	27,583	-	405,106	TRAD	
376161	NATL SCIENCE FOUNDATION	HATCHER, P.	62,127	3,155	-	-	65,282	27,419	-	92,701	TRAD	
376661	* NATL SCIENCE FOUNDATION	HATCHER, P.	2,647	1,039	-	7,276	10,962	4,604	-	15,566	TRAD	
517291	VA INST OF MARINE SCIENCE	HATCHER, P.	24,874	-	-	-	24,874	6,467	-	31,341	TRAD	
597981	* ODU	HATCHER, P.	67,658	6,304	735	-	74,697	-	-	74,697	TRAD	
597982	* ODU	HATCHER, P.	4,786	4,198	-	-	8,984	-	-	8,984	TRAD	
715951	FLORATINE BIOSCIENCES (FB SCI)	HATCHER, P.	14,576	-	-	-	14,576	3,790	29,153	47,519	TRAD	
793161	AMER CHEM SOC PETROLEUM RF	HATCHER, P.	40,294	1,260	-	-	41,554	-	-	41,554	TRAD	
306681	NATL SCIENCE FOUNDATION	MAO, J.	9,365	4,028	-	-	13,393	6,696	-	20,089	TRAD	
376661	* NATL SCIENCE FOUNDATION	MAO, J.	1,765	692	-	4,850	7,307	3,069	-	10,376	TRAD	
390781	NATL SCIENCE FOUNDATION	MAO, J.	52,264	20,655	-	-	72,919	36,459	-	109,378	TRAD	
511341	LINCOLN UNIVERSITY	MAO, J.	4,048	-	10,900	-	14,948	891	-	15,839	TRAD	
522111	ODU	MAO, J.	-	902	6,440	-	7,342	-	-	7,342	TRAD	
770681	JEFFRESS RESEARCH GRANTS PGM.	MAO, J.	55	-	-	-	55	-	-	55	TRAD	
376662	NATL SCIENCE FOUNDATION	MOPPER, K.	-	678	-	-	678	169	-	847	TRAD	
390921	NATL SCIENCE FOUNDATION	MOPPER, K.	66,612	6,922	-	17,200	90,734	45,367	-	136,101	TRAD	
376661	* NATL SCIENCE FOUNDATION	MOPPER, K.	4,411	1,731	-	12,126	18,268	7,672	-	25,940	TRAD	
513711	ODU	RAMJEE, B.	4,560	14,608	-	504	19,672	-	-	19,672	TRAD	
351781	NATL SCIENCE FOUNDATION	XU, N.	27,121	4,391	16,049	-	47,561	13,235	-	60,796	TRAD	
351784	NATL SCIENCE FOUNDATION	XU, N.	23,996	-	-	-	23,996	5,999	-	29,995	TRAD	
353151	* US PUBLIC HEALTH SERVICE	XU, N.	16,824	4,432	24,996	-	46,252	8,928	-	55,180	TRAD	
353152	US PUBLIC HEALTH SERVICE	XU, N.	-	-	-	(1)	(1)	-	-	(1)	TRAD	
353153	US PUBLIC HEALTH SERVICE	XU, N.	80,862	41,455	70,000	-	192,317	61,159	-	253,476	TRAD	
			778,955	273,726	129,120	57,867	1,239,668	275,778	29,153	1,544,599	24.60%	
Chemistry and Biochemistry -VCERC												
398071	US DEPT OF ENERGY	HATCHER, P.	32,419	31,369	3,987	-	67,775	31,894	-	99,669	VCERC	
510131	TEXAS A & M UNIVERSITY	HATCHER, P.	21,323	1,869	-	-	23,192	11,596	-	34,788	VCERC	
584231	UNIVERSITY OF MAINE	HATCHER, P.	558	3,057	-	-	3,615	904	-	4,519	VCERC	
716431	AFTON CHEMICAL CORPORATION	HATCHER, P.	5,107	134	-	2,304	7,545	3,773	-	11,318	VCERC	
786682	* ACENT LABORATORIES.	HATCHER, P.	3,229	186	-	-	3,415	888	-	4,303	VCERC	
786682	* ACENT LABORATORIES.	STUBBINS, A.	-	-	-	-	-	-	-	-	VCERC	
			62,636	36,615	3,987	2,304	105,542	49,055	-	154,597	46.48%	

SCHEDULE 4
OLD DOMINION UNIVERSITY RESEARCH FOUNDATION
SPONSORED PROGRAM ACTIVITY BY INDIVIDUAL PROJECT
(MEASURED BY EXPENDITURES INCURRED)
FOR FISCAL YEAR 2012

PROJECT NUMBER	SPONSORING AGENCY	PRINCIPAL INVESTIGATOR / PROJECT DIRECTOR	PROJECT DIRECT COST				PROJECT IDC AND FEES			EFFECTIVE INDIRECT COST RATE	CENTER
			PERSONNEL AND FRINGE BENEFITS	SUPPLIES, CONTRACTUAL, GENERAL, & TRAVEL	EQUIPMENT	SUBCONTRACTS, CONSTRUCTION, TUITION & OTHER	TOTAL DIRECT COSTS	REIMBURSED INDIRECT COSTS	TOTAL SPECIAL FEES		
Mathematics and Statistics											
122781	NASA-LANGLEY RESEARCH CENTER	BADAVI, F.	65,740	4,764	-	-	70,504	18,331	-	88,835	TRAD
507236	VA DEPT ENVIRON QUALITY	CHAGANTY, R.	914	1,638	-	3,291	5,843	131	-	5,974	TRAD
513472	VA DEPT ENVIRON QUALITY	CHAGANTY, R.	1,679	621	-	1,296	3,596	81	-	3,677	TRAD
515984	VA DEPT ENVIRON QUALITY	CHAGANTY, R.	12,586	65	-	-	12,651	1,265	-	13,916	TRAD
397561	* US DEPT OF EDUCATION	DORREPAAL, J.	2,824	1,362	(15)	7,263	11,434	335	-	11,769	TRAD
513861	* SSTATE COUNCIL HIGHER ED IN VA	DOVIK, S.	1,240	20	-	888	2,148	169	-	2,317	TRAD
112801	NASA-HEADQUARTERS	HU, F.	36,421	2,131	3,650	-	42,202	19,276	-	61,478	TRAD
382611	NATL SCIENCE FOUNDATION	HU, F.	15,374	3,769	-	-	19,143	8,040	-	27,183	TRAD
715861	OHIO AEROSPACE INSTITUTE	HU, F.	9,764	5,940	-	22,000	37,704	18,852	-	56,556	CCS
311391	NATL SCIENCE FOUNDATION	JOO, S.	11,609	8,410	-	-	20,019	10,009	-	30,028	TRAD
387021	NATL SCIENCE FOUNDATION	LUO, L.	21,448	3,362	-	-	24,810	10,420	-	35,230	TRAD
104768	NASA-GODDARD SPACEFLIGHT CNTR	PANAYOTOVA, I.	7,000	781	-	-	7,781	-	-	7,781	TRAD
192461	NASA-LANGLEY RESEARCH CENTER	TWEED, J.	196,654	2,479	-	-	199,133	51,774	-	250,907	TRAD
197571	NASA-LANGLEY RESEARCH CENTER	TWEED, J.	-	2,693	-	-	2,693	-	-	2,693	TRAD
513531	ODU	WANG, J.	1,216	962	-	31	2,209	-	-	2,209	TRAD
713771	SIMONS FOUNDATION	WANG, J.	-	5,111	-	-	5,111	1,000	-	6,111	TRAD
782961	* MARYMOUNT UNIVERSITY	WANG, J.	6,990	-	-	-	6,990	2,936	-	9,926	TRAD
795161	JEFFRESS RESEARCH GRANTS PGM.	WANG, J.	1,008	-	-	-	1,008	-	-	1,008	TRAD
392781	NATL SCIENCE FOUNDATION	ZHOU, R.	38,230	4,089	-	-	42,319	21,160	-	63,479	TRAD
			430,697	48,197	3,635	34,769	517,298	163,779	-	681,077	31.66%

SCHEDULE 4
OLD DOMINION UNIVERSITY RESEARCH FOUNDATION
SPONSORED PROGRAM ACTIVITY BY INDIVIDUAL PROJECT
(MEASURED BY EXPENDITURES INCURRED)
FOR FISCAL YEAR 2012

PROJECT NUMBER	SPONSORING AGENCY	PRINCIPAL INVESTIGATOR / PROJECT DIRECTOR	PROJECT DIRECT COST					PROJECT IDC AND FEES			EFFECTIVE INDIRECT COST RATE	CENTER
			PERSONNEL AND FRINGE BENEFITS	SUPPLIES, CONTRACTUAL, GENERAL, & TRAVEL	EQUIPMENT	SUBCONTRACTS, CONSTRUCTION, TUITION & OTHER	TOTAL DIRECT COSTS	REIMBURSED INDIRECT COSTS	TOTAL SPECIAL FEES	TOTAL PROJECT COSTS		
Ocean, Earth and Atmospheric Sciences												
387241	* NATL SCIENCE FOUNDATION	BISCHOF, J.	163	1,572	-	-	1,735	729	-	2,464	TRAD	
316571	NATL SCIENCE FOUNDATION	BOCHDANSKY, A.	2,668	121	-	-	2,789	832	-	3,621	TRAD	
384321	NATL SCIENCE FOUNDATION	BOCHDANSKY, A.	52,863	24,099	-	-	76,962	32,324	-	109,286	TRAD	
501971	UNIV OF CALIFORNIA	BOCHDANSKY, A.	26,470	28,700	4,562	-	59,732	27,585	-	87,317	TRAD	
325261	NATL SCIENCE FOUNDATION	BURDIGE, D.	-	123	-	-	123	65	-	188	TRAD	
373651	NATL SCIENCE FOUNDATION	BURDIGE, D.	-	-	-	-	-	-	-	-	TRAD	
384331	NATL SCIENCE FOUNDATION	BURDIGE, D.	40,508	7,778	-	-	48,286	20,280	-	68,566	TRAD	
321321	NATL SCIENCE FOUNDATION	CUTTER, G.	-	2,879	9,121	-	12,000	1,440	-	13,440	TRAD	
393441	NATL SCIENCE FOUNDATION	CUTTER, G.	14,474	1,575	-	-	16,049	8,024	-	24,073	TRAD	
394621	NATL SCIENCE FOUNDATION	CUTTER, G.	39,643	53,391	-	-	93,034	46,517	-	139,551	TRAD	
394631	NATL SCIENCE FOUNDATION	CUTTER, G.	56,332	20,677	500	-	77,509	38,504	-	116,013	TRAD	
522181	UNIVERSITY OF WASHINGTON	CUTTER, G.	-	34,312	-	-	34,312	18,185	-	52,497	TRAD	
701871	OAK RIDGE ASSOCIATED UNIVERSIT	CUTTER, G.	45,358	15,037	-	-	60,395	30,197	-	90,592	TRAD	
702771	* OAK RIDGE ASSOCIATED UNIVERSIT	CUTTER, G.	25,418	4,806	-	-	30,224	15,112	-	45,336	TRAD	
706491	TETRA TECH,INC	CUTTER, G.	55,274	12,477	2,220	-	69,971	33,876	-	103,847	TRAD	
312441	NATL SCIENCE FOUNDATION	DARBY, D.	34,921	13,009	-	-	47,930	23,965	-	71,895	TRAD	
362191	NATL SCIENCE FOUNDATION	DARBY, D.	16,419	5,887	-	-	22,306	9,368	-	31,674	TRAD	
387241	* NATL SCIENCE FOUNDATION	DARBY, D.	3,106	29,867	-	-	32,973	13,848	-	46,821	TRAD	
323971	SMITHSONIAN INSTITUTION	DOBBS, F.	2,037	2,527	-	-	4,564	2,419	-	6,983	TRAD	
393211	NATL SCIENCE FOUNDATION	DOBBS, F.	96,439	17,024	-	17,587	131,050	56,732	-	187,782	TRAD	
525971	UNIVERSITY OF MARYLAND	DOBBS, F.	9,469	3,162	-	-	12,631	6,694	-	19,325	TRAD	
394431	* NATL SCIENCE FOUNDATION	GARGETT, A.	54,950	5,492	-	-	60,442	30,221	-	90,663	TRAD	
312521	NATL SCIENCE FOUNDATION	HARVEY, R.	9,750	-	-	-	9,750	4,875	-	14,625	TRAD	
313461	NATL SCIENCE FOUNDATION	HARVEY, R.	151,938	23,106	7,418	-	182,462	87,522	-	269,984	TRAD	
517501	UNIVERSITY OF TEXAS AT AUSTIN	HARVEY, R.	203	3,414	2,287	-	5,904	1,808	-	7,712	TRAD	
300951	* NATL SCIENCE FOUNDATION	JONES, C.	28,291	12,327	-	-	40,618	20,309	-	60,927	TRAD	
307051	US GEOLOGICAL SURVEY	JONES, C.	8,419	153	-	-	8,572	2,400	-	10,972	TRAD	
321261	US GEOLOGICAL SURVEY	JONES, C.	4,145	-	-	2,406	6,551	3,276	-	9,827	TRAD	
500971	VA MARINE RESOURCES COMM	JONES, C.	35,258	11,807	-	-	47,065	11,786	-	58,851	TRAD	
510511	VA MARINE RESOURCES COMM	JONES, C.	49,225	5,940	-	-	55,165	13,791	-	68,956	TRAD	
510851	* MD DEPT. OF NATURAL RESOURCES	JONES, C.	-	-	-	-	-	-	-	-	TRAD	
512461	* STATE UNIVERSITY OF NEW JERSEY	JONES, C.	22,321	878	-	-	23,199	3,480	-	26,679	TRAD	
513381	* KENAI PENINSULA BOROUGH	JONES, C.	19,698	804	-	-	20,502	-	-	20,502	TRAD	
516661	VA MARINE RESOURCES COMM	JONES, C.	33,700	12,533	-	-	46,233	11,558	-	57,791	TRAD	
516671	VA MARINE RESOURCES COMM	JONES, C.	150,733	15,146	-	-	165,879	41,470	-	207,349	TRAD	
715431	VIRGINIA AQUARIUM FOUNDATION	JONES, C.	8,534	231	-	-	8,765	4,383	-	13,148	TRAD	
722721	* NATURE CONSERVANCY	JONES, C.	-	-	-	-	-	-	-	-	TRAD	

SCHEDULE 4
OLD DOMINION UNIVERSITY RESEARCH FOUNDATION
SPONSORED PROGRAM ACTIVITY BY INDIVIDUAL PROJECT
(MEASURED BY EXPENDITURES INCURRED)
FOR FISCAL YEAR 2012

PROJECT NUMBER	SPONSORING AGENCY	PRINCIPAL INVESTIGATOR / PROJECT DIRECTOR	PROJECT DIRECT COST					PROJECT IDC AND FEES			EFFECTIVE INDIRECT COST RATE	CENTER
			PERSONNEL AND FRINGE BENEFITS	SUPPLIES, CONTRACTUAL, GENERAL, & TRAVEL	EQUIPMENT	SUBCONTRACTS, CONSTRUCTION, TUITION & OTHER	TOTAL DIRECT COSTS	REIMBURSED INDIRECT COSTS	TOTAL SPECIAL FEES	TOTAL PROJECT COSTS		
304971	NATL OCEANIC/ATMOS ADMIN	MCCONAUGHA, J.	11,144	1,430	-	-	12,574	6,287	-	18,861	TRAD	
320951	NATL OCEANIC/ATMOS ADMIN	MCCONAUGHA, J.	8,831	9,725	-	-	18,556	9,278	-	27,834	TRAD	
586722	* VA INST OF MARINE SCIENCE	MCCONAUGHA, J.	2,498	806	-	-	3,304	1,388	-	4,692	TRAD	
116151	NASA-GODDARD SPACEFLIGHT CNTR	MULHOLLAND, M.	7,618	6,123	-	-	13,741	6,870	-	20,611	TRAD	
186011	NASA-GODDARD SPACEFLIGHT CNTR	MULHOLLAND, M.	48,028	13,497	-	-	61,525	25,841	-	87,366	TRAD	
320391	NATL SCIENCE FOUNDATION	MULHOLLAND, M.	9,657	5,260	-	-	14,917	7,906	-	22,823	TRAD	
324251	NATL SCIENCE FOUNDATION	MULHOLLAND, M.	-	11,950	-	-	11,950	6,334	-	18,284	TRAD	
510931	* HAMPTON ROADS SANITATION DIST.	MULHOLLAND, M.	2,152	440	-	-	2,592	1,295	-	3,887	TRAD	
525781	ODU	MULHOLLAND, M.	2,521	-	-	-	2,521	-	-	2,521	TRAD	
525791	ODU	MULHOLLAND, M.	2,521	-	-	-	2,521	-	-	2,521	TRAD	
525801	ODU	MULHOLLAND, M.	2,521	-	-	-	2,521	-	-	2,521	TRAD	
562491	FL FISH WILDLIFE CONSERV COMM	MULHOLLAND, M.	25,256	993	-	55,102	81,351	34,168	-	115,519	TRAD	
716301	WATER ENVIRON RESEARCH FOUN	MULHOLLAND, M.	34,281	1,162	-	-	35,443	17,721	-	53,164	TRAD	
394921	NATL SCIENCE FOUNDATION	NOFFKE, N.	-	4,009	-	-	4,009	1,042	-	5,051	TRAD	
300951	* NATL SCIENCE FOUNDATION	SCHAFFLER, J.	28,291	12,328	-	-	40,619	20,310	-	60,929	TRAD	
512461	* STATE UNIVERSITY OF NEW JERSEY	SCHAFFLER, J.	-	-	-	-	-	-	-	-	TRAD	
722721	* NATURE CONSERVANCY	SCHAFFLER, J.	4,721	-	-	-	4,721	1,228	-	5,949	TRAD	
394361	NATL SCIENCE FOUNDATION	SEDWICK, P.	42,999	15,543	-	-	58,542	29,271	-	87,813	TRAD	
394481	NATL SCIENCE FOUNDATION	SEDWICK, P.	27,360	11,910	-	-	39,270	19,635	-	58,905	TRAD	
396851	NATL SCIENCE FOUNDATION	SEDWICK, P.	30,601	56,108	-	-	86,709	43,354	-	130,063	TRAD	
396852	* NATL SCIENCE FOUNDATION	SEDWICK, P.	-	1,774	-	-	1,774	887	-	2,661	TRAD	
702771	* OAK RIDGE ASSOCIATED UNIVERSIT	SEDWICK, P.	25,417	4,806	-	-	30,223	15,112	-	45,335	TRAD	
524481	* ODU	WHITTECAR, G.	1,402	-	-	-	1,402	112	-	1,514	TRAD	
585981	VA TECH	WHITTECAR, R.	32,194	11,543	-	-	43,737	15,308	-	59,045	TRAD	
711991	WEANACK LAND LTD	WHITTECAR, R.	6,199	946	-	-	7,145	1,786	-	8,931	TRAD	
713501	WETLAND STUDIES AND SOLUTIONS	WHITTECAR, R.	6,199	9,926	-	-	16,125	4,193	-	20,318	TRAD	
307291	NATL SCIENCE FOUNDATION	ZIMMERMAN, R.	148,147	20,673	10,968	-	179,788	84,410	-	264,198	TRAD	
506791	VA INST OF MARINE SCIENCE	ZIMMERMAN, R.	34,425	10,362	-	24,987	69,774	26,908	-	96,682	TRAD	
524021	VA INST OF MARINE SCIENCE	ZIMMERMAN, R.	912	-	-	-	912	46	-	958	TRAD	
704181	* FL ENVIRONMENTAL RESEARCH INST	ZIMMERMAN, R.	-	-	-	140	140	70	-	210	TRAD	
717021	FL ENVIRONMENTAL RESEARCH INST	ZIMMERMAN, R.	16,902	19,210	-	-	36,112	9,389	-	45,501	TRAD	
			1,661,524	601,378	37,076	100,222	2,400,200	1,013,724	-	3,413,924	42.23%	
Ocean, Earth and Atmospheric Sciences - SSRP												
376721	NATL SCIENCE FOUNDATION	ASHFORD, J.	-	(2,609)	-	-	(2,609)	(1,096)	-	(3,705)	SSRP	
710871	CHILEAN FISHING DEVELOP INST	ASHFORD, J.	34,658	16,952	-	-	51,610	25,805	-	77,415	SSRP	
510851	* MD DEPT. OF NATURAL RESOURCES	ASHFORD, J.	101,063	13,183	-	121,927	236,173	87,004	-	323,177	SSRP	
312901	NATL SCIENCE FOUNDATION	HILL, V.	-	2,260	-	-	2,260	1,130	-	3,390	SSRP	
580451	UNIVERSITY OF WASHINGTON	HILL, V.	-	93	-	-	93	39	-	132	SSRP	
704181	* FL ENVIRONMENTAL RESEARCH INST	HILL, V.	-	-	-	141	141	70	-	211	SSRP	
712351	CONSORTIUM FOR OCEAN LEADERSHI	HILL, V.	-	650	-	-	650	-	-	650	SSRP	
720791	CONSORTIUM FOR OCEAN LEADERSHI	HILL, V.	-	6,690	-	-	6,690	-	-	6,690	SSRP	
517391	* ODU	HILL, V.	7,668	13,793	-	855	22,316	-	-	22,316	SSRP	
			143,389	51,012	-	122,923	317,324	112,952	-	430,276	35.60%	

SCHEDULE 4
OLD DOMINION UNIVERSITY RESEARCH FOUNDATION
SPONSORED PROGRAM ACTIVITY BY INDIVIDUAL PROJECT
(MEASURED BY EXPENDITURES INCURRED)
FOR FISCAL YEAR 2012

PROJECT NUMBER	SPONSORING AGENCY	PRINCIPAL INVESTIGATOR / PROJECT DIRECTOR	PROJECT DIRECT COST				PROJECT IDC AND FEES			EFFECTIVE INDIRECT COST RATE	CENTER
			PERSONNEL AND FRINGE BENEFITS	SUPPLIES, CONTRACTUAL, GENERAL, & TRAVEL	EQUIPMENT	SUBCONTRACTS, CONSTRUCTION, TUITION & OTHER	TOTAL DIRECT COSTS	REIMBURSED INDIRECT COSTS	TOTAL SPECIAL FEES		
Center for Coastal Physical Oceanography											
316321	NATL SCIENCE FOUNDATION	ATKINSON, L.	-	(3,488)	-	4,754	1,266	-	-	1,266	TRAD
506621	CENTER INNOVATIVE TECHNOLOGY	ATKINSON, L.	29,332	7,957	-	11,152	48,441	24,220	-	72,661	TRAD
510341	UNIVERSITY OF DELAWARE	ATKINSON, L.	-	15,594	-	-	15,594	7,797	-	23,391	TRAD
512221	STATE UNIVERSITY OF NEW JERSEY	ATKINSON, L.	15,030	405	-	8,737	24,172	12,086	-	36,258	TRAD
517401	VA TECH	ATKINSON, L.	4,000	5,958	-	-	9,958	4,979	-	14,937	TRAD
574942	STATE UNIVERSITY OF NEW JERSEY	ATKINSON, L.	29,196	3,269	-	5,737	38,202	9,551	-	47,753	TRAD
763381	HISPANIC PERUVIAN CO-OP FUND	ATKINSON, L.	-	3,540	-	126	3,666	-	-	3,666	TRAD
515571	* JAMES MADISON UNIVERSITY	ATKINSON, L.	13,799	5,964	3,871	-	23,634	9,881	-	33,515	TRAD
597981	* ODU	ATKINSON, L.	67,658	6,304	735	-	74,697	-	-	74,697	TRAD
597982	* ODU	ATKINSON, L.	4,786	4,198	-	-	8,984	-	-	8,984	TRAD
300161	* NATL SCIENCE FOUNDATION	DINNIMAN, M.	19,595	242	-	-	19,837	8,332	-	28,169	TRAD
306781	* NATL SCIENCE FOUNDATION	DINNIMAN, M.	14,614	350	-	-	14,964	7,482	-	22,446	TRAD
386461	* NATL SCIENCE FOUNDATION	DINNIMAN, M.	-	647	-	-	647	272	-	919	TRAD
394241	* NATL SCIENCE FOUNDATION	DINNIMAN, M.	43,119	4,264	1,830	-	49,213	23,692	-	72,905	TRAD
394242	* NATL SCIENCE FOUNDATION	DINNIMAN, M.	2,009	-	-	-	2,009	474	-	2,483	TRAD
396852	* NATL SCIENCE FOUNDATION	DINNIMAN, M.	-	1,776	-	-	1,776	888	-	2,664	TRAD
397111	* NATL SCIENCE FOUNDATION	DINNIMAN, M.	3,570	263	-	-	3,833	1,916	-	5,749	TRAD
793171	* EARTH AND SPACE RESEARCH	DINNIMAN, M.	18,782	1,460	-	-	20,242	8,502	-	28,744	TRAD
310831	NATL OCEANIC/ATMOS ADMIN	EZER, T.	9,757	-	-	537	10,294	5,147	-	15,441	TRAD
381461	NATL OCEANIC/ATMOS ADMIN	EZER, T.	12,047	5,718	-	-	17,765	7,461	-	25,226	TRAD
783572	TRACTEBEL ENGINEERING	EZER, T.	(5,984)	10	-	8,028	2,054	863	-	2,917	TRAD
513381	* KENAI PENINSULA BOROUGH	EZER, T.	19,699	804	-	-	20,503	-	-	20,503	TRAD
394431	* NATL SCIENCE FOUNDATION	GROSCH, C.	54,951	5,492	-	-	60,443	30,222	-	90,665	TRAD
300161	* NATL SCIENCE FOUNDATION	HOFMANN, E.	20,190	248	-	-	20,438	8,583	-	29,021	TRAD
305811	NATL SCIENCE FOUNDATION	HOFMANN, E.	-	(1,316)	-	1,313	(3)	-	-	(3)	TRAD
352891	* NATL SCIENCE FOUNDATION	HOFMANN, E.	6,269	-	-	-	6,269	2,633	-	8,902	TRAD
363051	* NATL SCIENCE FOUNDATION	HOFMANN, E.	14,624	24,002	-	-	38,626	16,223	-	54,849	TRAD
382981	NATL SCIENCE FOUNDATION	HOFMANN, E.	26,972	2,319	-	-	29,291	12,302	-	41,593	TRAD
386461	* NATL SCIENCE FOUNDATION	HOFMANN, E.	-	668	-	-	668	280	-	948	TRAD
392161	* NATL OCEANIC/ATMOS ADMIN	HOFMANN, E.	383	5,862	-	-	6,245	1,561	-	7,806	TRAD
392751	* NATL SCIENCE FOUNDATION	HOFMANN, E.	15,342	532	-	-	15,874	7,937	-	23,811	TRAD
396852	* NATL SCIENCE FOUNDATION	HOFMANN, E.	-	1,776	-	-	1,776	888	-	2,664	TRAD
501411	VA INST OF MARINE SCIENCE	HOFMANN, E.	8,804	914	-	-	9,718	4,859	-	14,577	TRAD
575591	VA INST OF MARINE SCIENCE	HOFMANN, E.	17,366	1,133	-	-	18,499	7,770	-	26,269	TRAD
786591	WOODS HOLE OCEANOGRAPHIC INST	HOFMANN, E.	7,827	-	-	-	7,827	3,288	-	11,115	TRAD

SCHEDULE 4
OLD DOMINION UNIVERSITY RESEARCH FOUNDATION
SPONSORED PROGRAM ACTIVITY BY INDIVIDUAL PROJECT
(MEASURED BY EXPENDITURES INCURRED)
FOR FISCAL YEAR 2012

PROJECT NUMBER	SPONSORING AGENCY	PRINCIPAL INVESTIGATOR / PROJECT DIRECTOR	PROJECT DIRECT COST					PROJECT IDC AND FEES			EFFECTIVE INDIRECT COST RATE	CENTER
			PERSONNEL AND FRINGE BENEFITS	SUPPLIES, CONTRACTUAL, GENERAL, & TRAVEL	EQUIPMENT	SUBCONTRACTS, CONSTRUCTION, TUITION & OTHER	TOTAL DIRECT COSTS	REIMBURSED INDIRECT COSTS	TOTAL SPECIAL FEES	TOTAL PROJECT COSTS		
300161	* NATL SCIENCE FOUNDATION	KLINCK, J.	19,595	242	-	-	19,837	8,332	-	28,169	TRAD	
306781	* NATL SCIENCE FOUNDATION	KLINCK, J.	14,614	350	-	-	14,964	7,482	-	22,446	TRAD	
352891	* NATL SCIENCE FOUNDATION	KLINCK, J.	1,567	-	-	-	1,567	658	-	2,225	TRAD	
363051	* NATL SCIENCE FOUNDATION	KLINCK, J.	14,625	24,003	-	-	38,628	16,224	-	54,852	TRAD	
386461	* NATL SCIENCE FOUNDATION	KLINCK, J.	-	647	-	-	647	272	-	919	TRAD	
392161	* NATL OCEANIC/ATMOS ADMIN	KLINCK, J.	383	5,862	-	-	6,245	1,561	-	7,806	TRAD	
392751	* NATL SCIENCE FOUNDATION	KLINCK, J.	15,342	533	-	-	15,875	7,938	-	23,813	TRAD	
394241	* NATL SCIENCE FOUNDATION	KLINCK, J.	43,119	4,264	1,829	-	49,212	23,691	-	72,903	TRAD	
394242	* NATL SCIENCE FOUNDATION	KLINCK, J.	2,008	-	-	-	2,008	473	-	2,481	TRAD	
396852	* NATL SCIENCE FOUNDATION	KLINCK, J.	-	1,776	-	-	1,776	888	-	2,664	TRAD	
397111	* NATL SCIENCE FOUNDATION	KLINCK, J.	3,569	262	-	-	3,831	1,916	-	5,747	TRAD	
515571	* JAMES MADISON UNIVERSITY	KLINCK, J.	13,798	5,964	3,870	-	23,632	9,881	-	33,513	TRAD	
793171	* EARTH AND SPACE RESEARCH	KLINCK, J.	18,781	1,460	-	-	20,241	8,501	-	28,742	TRAD	
306081	NATL SCIENCE FOUNDATION	SCULLY, M	5,781	49,304	-	-	55,085	24,805	-	79,890	TRAD	
310961	NATL SCIENCE FOUNDATION	SCULLY, M.	-	16,512	65,175	-	81,687	8,256	-	89,943	TRAD	
384181	NATL SCIENCE FOUNDATION	SCULLY, M.	10,004	3,087	-	-	13,091	5,498	-	18,589	TRAD	
511581	VA INST OF MARINE SCIENCE	SCULLY, M.	3,048	868	-	-	3,916	979	-	4,895	TRAD	
720691	SOUTHEASTERN UNIV RESE ASSOC	SCULLY, M.	3,907	299	4,678	-	8,884	1,051	-	9,935	TRAD	
			643,878	222,298	81,988	40,384	988,548	358,495	-	1,347,043	36.26%	
Center for Coastal Physical Oceanography - SSRP												
392201	NATL OCEANIC/ATMOS ADMIN	TULEYA, R.	43,417	4,719	-	-	48,136	24,068	-	72,204	SSRP	
			43,417	4,719	-	-	48,136	24,068	-	72,204	50.00%	

SCHEDULE 4
OLD DOMINION UNIVERSITY RESEARCH FOUNDATION
SPONSORED PROGRAM ACTIVITY BY INDIVIDUAL PROJECT
(MEASURED BY EXPENDITURES INCURRED)
FOR FISCAL YEAR 2012

PROJECT NUMBER	SPONSORING AGENCY	PRINCIPAL INVESTIGATOR / PROJECT DIRECTOR	PROJECT DIRECT COST					PROJECT IDC AND FEES			EFFECTIVE INDIRECT COST RATE	CENTER
			PERSONNEL AND FRINGE BENEFITS	SUPPLIES, CONTRACTUAL, GENERAL, & TRAVEL	EQUIPMENT	SUBCONTRACTS, CONSTRUCTION, TUITION & OTHER	TOTAL DIRECT COSTS	REIMBURSED INDIRECT COSTS	TOTAL SPECIAL FEES	TOTAL PROJECT COSTS		
Psychology												
524161	* ODU	ASH, I.	6,174	112	-	-	6,286	-	-	6,286	TRAD	
301511	US PUBLIC HEALTH SERVICE	BARRACO, C.	90,901	19,738	-	160	110,799	8,851	-	119,650	TRAD	
313921	* US PUBLIC HEALTH SERVICE	BARRACO, C.	707	-	-	-	707	353	-	1,060	TRAD	
715541	ADV ANTI-TERROR TECHNOLOGIES	BLISS, J.	8,035	3,127	-	3,538	14,700	5,916	-	20,616	TRAD	
786471	ADV ANTI-TERROR TECHNOLOGIES	BLISS, J.	-	4,840	6,325	-	11,165	2,033	-	13,198	TRAD	
104766	NASA-GODDARD SPACEFLIGHT CNTR	BRILL, C.	-	2,214	-	-	2,214	-	-	2,214	TRAD	
516241	COLORADO STATE UNIVERSITY	CIGULAROV, K.	4,960	5,420	-	-	10,380	1,240	-	11,620	TRAD	
705991	* LESBIAN HEALTH FUND	DERLEGA, V.	-	-	-	-	-	-	-	-	TRAD	
390181	* US PUBLIC HEALTH SERVICE	HENSON, J.	10,550	571	-	5,508	16,629	7,246	-	23,875	TRAD	
320621	* US PUBLIC HEALTH SERVICE	HENSON, J.	-	-	-	3,631	3,631	-	-	3,631	TRAD	
302881	US PUBLIC HEALTH SERVICE	HENSON, M.	24,916	4,407	-	2,866	32,189	16,094	-	48,283	TRAD	
704271	ABMRF/FDTN-ALCOHOL RESERACH	HENSON, M.	17,401	8,395	-	3,538	29,334	3,869	-	33,203	TRAD	
515171	VA DEPARTMENT OF HEALTH	JANDA, L.	6,969	-	-	-	6,969	-	-	6,969	TRAD	
722391	COLONIAL BEHAVIORAL HEALTH CSB	JANDA, L.	3,859	-	-	(359)	3,500	-	-	3,500	TRAD	
313921	* US PUBLIC HEALTH SERVICE	KELLEY, M.	707	-	-	-	707	353	-	1,060	TRAD	
320621	* US PUBLIC HEALTH SERVICE	KELLEY, M.	-	-	-	3,630	3,630	-	-	3,630	TRAD	
390181	* US PUBLIC HEALTH SERVICE	KELLEY, M.	94,951	5,138	-	49,571	149,660	65,214	-	214,874	TRAD	
396311	* US PUBLIC HEALTH SERVICE	KELLEY, M.	26,710	4,909	-	2,967	34,586	16,053	-	50,639	TRAD	
762931	RESEARCH TRIANGLE INSTITUTE	KELLEY, M.	-	-	-	(3,718)	(3,718)	(1,562)	-	(5,280)	TRAD	
313921	* US PUBLIC HEALTH SERVICE	LEWIS, R.	1,555	-	-	-	1,555	779	-	2,334	TRAD	
705991	* LESBIAN HEALTH FUND	LEWIS, R.	-	8,400	-	-	8,400	-	-	8,400	TRAD	
517191	* ODU	MADHAVEN, P.	8,745	78	-	542	9,365	-	-	9,365	TRAD	
395151	NATL SCIENCE FOUNDATION	MAJOR, D.	70,872	34,869	-	-	105,741	52,870	-	158,611	TRAD	
395152	* NATL SCIENCE FOUNDATION	MAJOR, D.	16,708	-	-	-	16,708	4,177	-	20,885	TRAD	
781501	SOC PSYCH STUDY SOCIAL ISSUES	MORGANSON, V.	-	-	-	-	-	-	-	-	TRAD	
395152	* NATL SCIENCE FOUNDATION	ORVIS, K.	16,709	-	-	-	16,709	4,177	-	20,886	TRAD	
313921	* US PUBLIC HEALTH SERVICE	PADILLA, M.	1,037	-	-	-	1,037	518	-	1,555	TRAD	
316511	US PUBLIC HEALTH SERVICE	PAULSON, J.	71,495	10,268	-	7,703	89,466	47,417	-	136,883	TRAD	
521221	EASTERN VIRGINIA MED. SCHOOL	PAULSON, J.	7,223	-	-	-	7,223	-	-	7,223	TRAD	
505201	VA DMV	PORTER, B.	29,248	8,800	-	-	38,048	3,805	-	41,853	TRAD	
505211	VA DMV	PORTER, B.	10,653	25,062	-	-	35,715	3,572	-	39,287	TRAD	
514971	VA DMV	PORTER, B.	51,592	25,096	-	-	76,688	7,448	-	84,136	TRAD	
521751	VA DMV	PORTER, B.	30,512	16,247	-	-	46,759	4,676	-	51,435	TRAD	
304941	* US PUBLIC HEALTH SERVICE	SCERBO, M.	41,788	2,230	6,045	-	50,063	22,009	-	72,072	TRAD	
506651	* EASTERN VIRGINIA MED. SCHOOL	SCERBO, M.	35,633	4,291	-	-	39,924	10,380	-	50,304	TRAD	
525041	* EASTERN VIRGINIA MED. SCHOOL	SCERBO, M.	3,437	119	-	-	3,556	356	-	3,912	TRAD	
313921	* US PUBLIC HEALTH SERVICE	WINSTEAD	707	-	-	-	707	353	-	1,060	TRAD	
			694,754	194,331	12,370	79,577	981,032	288,197	-	1,269,229	29.38%	
Psychology - Center for Bioelectronics												
294811	* ARMY MED RES COMMAND	MADHAVAN, P.	7,146	1,582	-	11,867	20,595	5,237	-	25,832	CBE	
			7,146	1,582	-	11,867	20,595	5,237	-	25,832	25.43%	

SCHEDULE 4
OLD DOMINION UNIVERSITY RESEARCH FOUNDATION
SPONSORED PROGRAM ACTIVITY BY INDIVIDUAL PROJECT
(MEASURED BY EXPENDITURES INCURRED)
FOR FISCAL YEAR 2012

PROJECT NUMBER	SPONSORING AGENCY	PRINCIPAL INVESTIGATOR / PROJECT DIRECTOR	PROJECT DIRECT COST					PROJECT IDC AND FEES			EFFECTIVE INDIRECT COST RATE	CENTER
			PERSONNEL AND FRINGE BENEFITS	SUPPLIES, CONTRACTUAL, GENERAL, & TRAVEL	EQUIPMENT	SUBCONTRACTS, CONSTRUCTION, TUITION & OTHER	TOTAL DIRECT COSTS	REIMBURSED INDIRECT COSTS	TOTAL SPECIAL FEES	TOTAL PROJECT COSTS		
Physics												
350313	* US DEPT OF ENERGY	AMARIAN, M.	7,176	886	5	-	8,067	3,386	-	11,453	TRAD	
350314	* US DEPT OF ENERGY	AMARIAN, M.	82,069	2,574	-	-	84,643	42,321	-	126,964	TRAD	
310491	* NATL SCIENCE FOUNDATION	ARETI, H.	-	3,285	-	43,671	46,956	6,469	-	53,425	TRAD	
370662	* US DEPT OF ENERGY	BALITSKY, I.	10,059	592	1,366	3,809	15,826	5,326	-	21,152	TRAD	
370663	* US DEPT OF ENERGY	BALITSKY, I.	2,069	-	-	-	2,069	1,096	-	3,165	TRAD	
300701	* NATL SCIENCE FOUNDATION	BUELTMANN, S.	3,614	-	1,450	1,249	6,313	2,432	-	8,745	TRAD	
350313	* US DEPT OF ENERGY	BUELTMANN, S.	7,176	886	5	-	8,067	3,386	-	11,453	TRAD	
350314	* US DEPT OF ENERGY	BUELTMANN, S.	82,069	2,574	-	-	84,643	42,321	-	126,964	TRAD	
706141	* JEFFERSON SCIENCE ASSOCIATES	BUELTMANN, S.	82,181	10,523	-	-	92,704	25,030	-	117,734	TRAD	
785901	* MITTAL STEEL USA	COOK, D.	-	-	-	1	1	-	-	1	TRAD	
303981	NATL SCIENCE FOUNDATION	DE PAOR, D.	55,751	3,164	-	-	58,915	29,457	-	88,372	TRAD	
304931	* NATL SCIENCE FOUNDATION	DE PAOR, D.	17,627	1,616	-	-	19,243	9,621	-	28,864	TRAD	
306581	FERMI NATIONAL ACCELERATOR LAB	DELAYEN, J.	8,266	4,982	-	-	13,248	6,624	-	19,872	TRAD	
306582	FERMI NATIONAL ACCELERATOR LAB	DELAYEN, J.	14,089	3,113	-	-	17,202	9,117	-	26,319	TRAD	
396741	US DEPT OF ENERGY	DELAYEN, J.	71,814	50,022	92,076	-	213,912	60,918	-	274,830	TRAD	
706051	NIOWAVE, INC.	DELAYEN, J.	24,665	4,570	-	-	29,235	14,617	-	43,852	TRAD	
706052	NIOWAVE, INC.	DELAYEN, J.	12,067	2,438	-	-	14,505	7,252	-	21,757	TRAD	
706053	NIOWAVE, INC.	DELAYEN, J.	70,477	5,286	-	-	75,763	37,882	-	113,645	TRAD	
706054	NIOWAVE, INC.	DELAYEN, J.	9,228	-	-	-	9,228	4,614	-	13,842	TRAD	
706055	NIOWAVE, INC.	DELAYEN, J.	22,862	-	-	-	22,862	11,431	-	34,293	TRAD	
706056	NIOWAVE, INC.	DELAYEN, J.	4,684	-	-	-	4,684	2,482	-	7,166	TRAD	
717471	JEFFERSON SCIENCE ASSOCIATES	DELAYEN, J.	-	-	-	11,188	11,188	-	-	11,188	TRAD	
310491	* NATL SCIENCE FOUNDATION	DODGE, G.	-	1,095	-	14,557	15,652	2,156	-	17,808	TRAD	
350313	* US DEPT OF ENERGY	DODGE, G.	7,181	886	5	-	8,072	3,388	-	11,460	TRAD	
350314	* US DEPT OF ENERGY	DODGE, G.	82,118	2,576	-	-	84,694	42,347	-	127,041	TRAD	
706141	* JEFFERSON SCIENCE ASSOCIATES	DODGE, G.	41,090	5,261	-	-	46,351	12,515	-	58,866	TRAD	
370662	* US DEPT OF ENERGY	DUDEK, J.	10,059	592	1,366	3,809	15,826	5,326	-	21,152	TRAD	
370663	* US DEPT OF ENERGY	DUDEK, J.	2,069	-	-	-	2,069	1,096	-	3,165	TRAD	
510881	ODU	DUDEK, J.	28,327	16,319	8,178	-	52,824	22,323	-	75,147	TRAD	
704901	JEFFRESS RESEARCH GRANTS PGM.	DUDEK, J.	-	-	10,245	-	10,245	-	-	10,245	TRAD	
712050	JEFFERSON SCIENCE ASSOCIATES	GAVALIAN, G.	10,529	-	-	-	10,529	-	-	10,529	TRAD	
796121	MUONS, INC.	GODUNOV, A.	2,839	-	-	844	3,683	958	-	4,641	TRAD	
313641	ARGONNE NATIONAL LABORATORIES	GUREVICH, A.	65,651	1,118	-	-	66,769	33,385	-	100,154	TRAD	
312001	NATL SCIENCE FOUNDATION	HAVEY, M.	60,327	15,553	28,043	-	103,923	37,940	-	141,863	TRAD	
312002	NATL SCIENCE FOUNDATION	HAVEY, M.	1,658	-	-	-	1,658	415	-	2,073	TRAD	
371471	NATL SCIENCE FOUNDATION	HAVEY, M.	1,828	-	-	-	1,828	768	-	2,596	TRAD	
371474	NATL SCIENCE FOUNDATION	HAVEY, M.	3,919	-	-	-	3,919	980	-	4,899	TRAD	

SCHEDULE 4
OLD DOMINION UNIVERSITY RESEARCH FOUNDATION
SPONSORED PROGRAM ACTIVITY BY INDIVIDUAL PROJECT
(MEASURED BY EXPENDITURES INCURRED)
FOR FISCAL YEAR 2012

PROJECT NUMBER	SPONSORING AGENCY	PRINCIPAL INVESTIGATOR / PROJECT DIRECTOR	PROJECT DIRECT COST					PROJECT IDC AND FEES			EFFECTIVE INDIRECT COST RATE	CENTER
			PERSONNEL AND FRINGE BENEFITS	SUPPLIES, CONTRACTUAL, GENERAL, & TRAVEL	EQUIPMENT	SUBCONTRACTS, CONSTRUCTION, TUITION & OTHER	TOTAL DIRECT COSTS	REIMBURSED INDIRECT COSTS	TOTAL SPECIAL FEES	TOTAL PROJECT COSTS		
316981	BROOKHAVEN NATIONAL LABORATORY	HYDE-WRIGHT, C.	22,357	392	-	-	22,749	12,057	-	34,806	TRAD	
350313	* US DEPT OF ENERGY	HYDE-WRIGHT, C.	7,181	886	5	-	8,072	3,388	-	11,460	TRAD	
350314	* US DEPT OF ENERGY	HYDE-WRIGHT, C.	82,118	2,576	-	-	84,694	42,347	-	127,041	TRAD	
300701	* NATL SCIENCE FOUNDATION	KUHN, S.	3,615	-	1,450	1,250	6,315	2,432	-	8,747	TRAD	
317371	* US DEPT OF ENERGY	KUHN, S.	30,060	2,804	-	-	32,864	16,432	-	49,296	TRAD	
350313	* US DEPT OF ENERGY	KUHN, S.	7,181	887	7	-	8,075	3,389	-	11,464	TRAD	
350314	* US DEPT OF ENERGY	KUHN, S.	82,119	2,574	-	-	84,693	42,347	-	127,040	TRAD	
370662	* US DEPT OF ENERGY	RADYUSHKIN, A.	10,059	593	1,367	3,811	15,830	5,324	-	21,154	TRAD	
370663	* US DEPT OF ENERGY	RADYUSHKIN, A.	2,067	-	-	-	2,067	1,098	-	3,165	TRAD	
370662	* US DEPT OF ENERGY	SCHIAVILLA, R.	10,059	592	1,366	3,809	15,826	5,326	-	21,152	TRAD	
370663	* US DEPT OF ENERGY	SCHIAVILLA, R.	2,069	-	-	-	2,069	1,096	-	3,165	TRAD	
717081	JEFFERSON SCIENCE ASSOCIATES	SCHIAVILLA, R.	-	-	2,000	21,000	23,000	-	-	23,000	TRAD	
315941	ARGONNE NATIONAL LABORATORIES	SUKENIK, C.	3,666	-	-	-	3,666	953	-	4,619	TRAD	
391441	NATL SCIENCE FOUNDATION	SUKENIK, C.	25,630	10,360	-	-	35,990	17,995	-	53,985	TRAD	
711171	JEFFERSON SCIENCE ASSOCIATES	SUKENIK, C.	524,929	-	-	-	524,929	-	-	524,929	TRAD	
711172	JEFFERSON SCIENCE ASSOCIATES	SUKENIK, C.	-	-	-	-	-	-	-	-	TRAD	
712331	JEFFERSON SCIENCE ASSOCIATES	SUKENIK, C.	177,207	1,090	-	-	178,297	-	-	178,297	TRAD	
712333	JEFFERSON SCIENCE ASSOCIATES	SUKENIK, C.	-	-	-	787	787	-	-	787	TRAD	
370662	* US DEPT OF ENERGY	VAN ORDEN, J.	10,059	592	1,366	3,809	15,826	5,326	-	21,152	TRAD	
370663	* US DEPT OF ENERGY	VAN ORDEN, J.	2,069	-	-	-	2,069	1,096	-	3,165	TRAD	
717491	JEFFERSON SCIENCE ASSOCIATES	VAN ORDEN, J.	-	-	-	11,188	11,188	-	-	11,188	TRAD	
176071	NASA-LANGLEY RESEARCH CENTER	VUSKOVIC, L.	-	609	-	-	609	158	-	767	TRAD	
325111	US DEPT OF ENERGY	VUSKOVIC, L.	23,662	6,463	2,467	-	32,592	15,966	-	48,558	TRAD	
751079	NATL INST AEROSPACE ASSOC	VUSKOVIC, L.	24,607	2,716	-	-	27,323	7,104	-	34,427	TRAD	
317371	* US DEPT OF ENERGY	WEINSTEIN, L.	30,060	2,804	-	-	32,864	16,432	-	49,296	TRAD	
350313	* US DEPT OF ENERGY	WEINSTEIN, L.	7,181	886	5	-	8,072	3,388	-	11,460	TRAD	
350314	* US DEPT OF ENERGY	WEINSTEIN, L.	82,118	2,576	-	-	84,694	42,347	-	127,041	TRAD	
706141	* JEFFERSON SCIENCE ASSOCIATES	WEINSTEIN, L.	82,181	10,523	-	-	92,704	25,030	-	117,734	TRAD	
712581	JEFFERSON SCIENCE ASSOCIATES	WEINSTEIN, L.	-	-	-	4	4	-	-	4	TRAD	
			2,157,792	189,834	152,772	124,786	2,625,184	760,410	-	3,385,594	28.97%	

SCHEDULE 4
OLD DOMINION UNIVERSITY RESEARCH FOUNDATION
SPONSORED PROGRAM ACTIVITY BY INDIVIDUAL PROJECT
(MEASURED BY EXPENDITURES INCURRED)
FOR FISCAL YEAR 2012

PROJECT NUMBER	SPONSORING AGENCY	PRINCIPAL INVESTIGATOR / PROJECT DIRECTOR	PROJECT DIRECT COST					PROJECT IDC AND FEES			EFFECTIVE INDIRECT COST RATE	CENTER
			PERSONNEL AND FRINGE BENEFITS	SUPPLIES, CONTRACTUAL, GENERAL, & TRAVEL	EQUIPMENT	SUBCONTRACTS, CONSTRUCTION, TUITION & OTHER	TOTAL DIRECT COSTS	REIMBURSED INDIRECT COSTS	TOTAL SPECIAL FEES	TOTAL PROJECT COSTS		
Computer Sciences												
311072	* NATL SCIENCE FOUNDATION	CHERNIKOV, A.	2,425	-	-	-	2,425	606	-	3,031	TRAD	
314082	* NATL SCIENCE FOUNDATION	CHERNIKOV, A.	654	-	-	-	654	164	-	818	TRAD	
513511	* ODU	CHERNIKOV, A.	2,773	2,073	942	31	5,819	-	-	5,819	TRAD	
311071	NATL SCIENCE FOUNDATION	CHRISOCHOIDES, N.	17,362	-	-	-	17,362	8,681	-	26,043	TRAD	
311072	* NATL SCIENCE FOUNDATION	CHRISOCHOIDES, N.	606	-	-	-	606	152	-	758	TRAD	
314071	NATL SCIENCE FOUNDATION	CHRISOCHOIDES, N.	74,659	4,806	-	-	79,465	39,733	-	119,198	TRAD	
314081	NATL SCIENCE FOUNDATION	CHRISOCHOIDES, N.	45,457	1,333	-	-	46,790	23,395	-	70,185	TRAD	
314082	* NATL SCIENCE FOUNDATION	CHRISOCHOIDES, N.	164	-	-	-	164	41	-	205	TRAD	
510691	COLLEGE OF WILLIAM AND MARY	CHRISOCHOIDES, N.	38,211	10,877	-	8,239	57,327	28,664	-	85,991	TRAD	
513511	* ODU	CHRISOCHOIDES, N.	2,840	2,123	965	32	5,960	-	-	5,960	TRAD	
516251	COLLEGE OF WILLIAM AND MARY	CHRISOCHOIDES, N.	16,956	-	-	-	16,956	8,478	-	25,434	TRAD	
523941	* ODU	HE, J.	3,917	150	36,220	-	40,287	-	-	40,287	ARC	
316291	NATL SCIENCE FOUNDATION	JI, S.	2,163	1,442	-	-	3,605	1,911	-	5,516	TRAD	
513511	* ODU	JI, S.	2,773	2,073	942	31	5,819	-	-	5,819	TRAD	
585531	UNIV OF MEMPHIS	LEVINSTEIN, I.	(300)	-	-	-	(300)	(126)	-	(426)	TRAD	
310631	NATL SCIENCE FOUNDATION	LI, Y.	30,809	-	-	-	30,809	15,404	-	46,213	TRAD	
311991	* NATL SCIENCE FOUNDATION	LI, Y.	7,215	-	-	-	7,215	2,020	-	9,235	TRAD	
372391	* NATL SCIENCE FOUNDATION	MALY, K.	9,126	893	-	-	10,019	4,208	-	14,227	TRAD	
372392	* NATL SCIENCE FOUNDATION	MALY, K.	351	-	-	-	351	88	-	439	TRAD	
372393	* NATL SCIENCE FOUNDATION	MALY, K.	9,265	762	-	-	10,027	5,014	-	15,041	TRAD	
700981	SIMIS, INC.	MALY, K.	2,483	-	-	135	2,618	681	-	3,299	TRAD	
713221	INNGINEERED SOLUTIONS	MALY, K.	3,441	-	-	-	3,441	895	-	4,336	TRAD	
716821	RAYTHEON AIRCRAFT COMPANY	MALY, K.	78,825	-	-	-	78,825	20,494	-	99,319	TRAD	
720841	CHIRPXM, INC.	MALY, K.	8,842	-	-	-	8,842	2,299	-	11,141	TRAD	
774451	PRENTICE HALL BUS PUBLISHING	MALY, K.	2,285	743	-	-	3,028	-	-	3,028	TRAD	
774741	HOSPICE OF PALM BEACH COUNTY	MALY, K.	41,283	-	-	-	41,283	10,734	-	52,017	TRAD	
784683	* NATL INST AEROSPACE ASSOC	MUKKAMALA, R.	13,925	915	-	-	14,840	7,420	-	22,260	TRAD	
314501	NATL SCIENCE FOUNDATION	NADEEM, T.	-	10,000	-	-	10,000	-	-	10,000	TRAD	
724371	SIEMENS AUTOMOTIVE INC.	NADEEM, T.	8,797	-	-	-	8,797	4,662	-	13,459	TRAD	
523911	* ODU	NADEEM, T.	16,039	1,151	15,990	-	33,180	-	-	33,180	TRAD	

SCHEDULE 4
OLD DOMINION UNIVERSITY RESEARCH FOUNDATION
SPONSORED PROGRAM ACTIVITY BY INDIVIDUAL PROJECT
(MEASURED BY EXPENDITURES INCURRED)
FOR FISCAL YEAR 2012

PROJECT NUMBER	SPONSORING AGENCY	PRINCIPAL INVESTIGATOR / PROJECT DIRECTOR	PROJECT DIRECT COST					PROJECT IDC AND FEES			EFFECTIVE INDIRECT COST RATE	CENTER
			PERSONNEL AND FRINGE BENEFITS	SUPPLIES, CONTRACTUAL, GENERAL, & TRAVEL	EQUIPMENT	SUBCONTRACTS, CONSTRUCTION, TUITION & OTHER	TOTAL DIRECT COSTS	REIMBURSED INDIRECT COSTS	TOTAL SPECIAL FEES	TOTAL PROJECT COSTS		
302781	NATL SCIENCE FOUNDATION	NELSON, M.	64,339	-	-	-	64,339	32,169	-	96,508	TRAD	
305601	LIBRARY OF CONGRESS	NELSON, M.	62,136	8,702	-	268,752	339,590	35,419	-	375,009	TRAD	
311991	* NATL SCIENCE FOUNDATION	NELSON, M.	3,607	-	-	-	3,607	1,010	-	4,617	TRAD	
325301	NATL SCIENCE FOUNDATION	NELSON, M.	-	-	-	8,226	8,226	-	-	8,226	TRAD	
370161	NATL SCIENCE FOUNDATION	NELSON, M.	52,487	2,603	-	-	55,090	23,138	-	78,228	TRAD	
513541	* ODU	NELSON, M.	2,362	147	-	162	2,671	-	-	2,671	TRAD	
313011	* NATL SCIENCE FOUNDATION	OLARIU, S.	19,900	41	-	-	19,941	9,970	-	29,911	TRAD	
373021	* NATL SCIENCE FOUNDATION	OLARIU, S.	4,901	34	-	-	4,935	2,073	-	7,008	TRAD	
373211	NATL SCIENCE FOUNDATION	OLARIU, S.	1,160	-	-	-	1,160	487	-	1,647	TRAD	
311991	* NATL SCIENCE FOUNDATION	RANJAN, D.	3,607	-	-	-	3,607	1,010	-	4,617	TRAD	
712336	* JEFFERSON SCIENCE ASSOCIATES	RANJAN, D.	2,363	-	-	-	2,363	-	-	2,363	TRAD	
310691	COLLEGE OF WILLIAM AND MARY	RBS	(10,833)	-	-	-	(10,833)	(5,417)	-	(16,250)	TRAD	
313011	* NATL SCIENCE FOUNDATION	WEIGLE, M.	19,900	40	-	-	19,940	9,970	-	29,910	TRAD	
372041	NATL SCIENCE FOUNDATION	WEIGLE, M.	17,857	3,565	-	-	21,422	8,997	-	30,419	TRAD	
372042	NATL SCIENCE FOUNDATION	WEIGLE, M.	2,792	-	-	-	2,792	698	-	3,490	TRAD	
373021	* NATL SCIENCE FOUNDATION	WEIGLE, M.	4,901	34	-	-	4,935	2,073	-	7,008	TRAD	
513541	* ODU	WEIGLE, M.	2,362	147	-	162	2,671	-	-	2,671	TRAD	
372391	* NATL SCIENCE FOUNDATION	ZUBAIR, M.	9,126	893	-	-	10,019	4,208	-	14,227	TRAD	
372392	* NATL SCIENCE FOUNDATION	ZUBAIR, M.	351	-	-	-	351	88	-	439	TRAD	
372393	* NATL SCIENCE FOUNDATION	ZUBAIR, M.	9,265	762	-	-	10,027	5,014	-	15,041	TRAD	
507235	VA DEPT ENVIRON QUALITY	ZUBAIR, M.	5,087	-	-	-	5,087	114	-	5,201	TRAD	
515983	VA DEPT ENVIRON QUALITY	ZUBAIR, M.	14,198	-	-	-	14,198	1,420	-	15,618	TRAD	
712336	* JEFFERSON SCIENCE ASSOCIATES	ZUBAIR, M.	2,363	-	-	-	2,363	-	-	2,363	TRAD	
			737,577	56,309	55,059	285,770	1,134,715	318,059	-	1,452,774	28.03%	
TOTAL SCIENCES			\$ 8,679,347	\$ 2,048,231	\$ 597,847	\$ 1,289,401	\$ 12,614,826	\$ 3,743,079	\$ 29,153	\$ 16,387,058	29.90%	

SCHEDULE 4
OLD DOMINION UNIVERSITY RESEARCH FOUNDATION
SPONSORED PROGRAM ACTIVITY BY INDIVIDUAL PROJECT
(MEASURED BY EXPENDITURES INCURRED)
FOR FISCAL YEAR 2012

PROJECT NUMBER	SPONSORING AGENCY	PRINCIPAL INVESTIGATOR / PROJECT DIRECTOR	PROJECT DIRECT COST					PROJECT IDC AND FEES			EFFECTIVE INDIRECT COST RATE	CENTER
			PERSONNEL AND FRINGE BENEFITS	SUPPLIES, CONTRACTUAL, GENERAL, & TRAVEL	EQUIPMENT	SUBCONTRACTS, CONSTRUCTION, TUITION & OTHER	TOTAL DIRECT COSTS	REIMBURSED INDIRECT COSTS	TOTAL SPECIAL FEES	TOTAL PROJECT COSTS		
OFFICE OF RESEARCH AND OTHER UNITS												
Frank Reidy Research Center for Bioelectronics												
522541	* CENTER INNOVATIVE TECHNOLOGY	BEEBE	9,491	7,536	-	-	17,027	-	-	17,027	CBE	
713401	ETHICON ENDO-SURGERY, INC.	BEEBE, S.	25,544	28,872	-	-	54,416	27,208	-	81,624	CBE	
213941	* ARMY MED RES COMMAND	BEEBE, S.	49,031	4,870	-	-	53,901	30,643	-	84,544	CBE	
294811	* ARMY MED RES COMMAND	BEEBE, S.	15,312	3,391	-	25,428	44,131	11,222	-	55,353	CBE	
206902	* OFFICE OF NAVAL RESEARCH	CHEN, Y.J.	878	-	-	-	878	439	-	1,317	CBE	
522541	* CENTER INNOVATIVE TECHNOLOGY	CHEN, Y.J.	6,644	5,275	-	-	11,919	-	-	11,919	CBE	
522551	* CENTER INNOVATIVE TECHNOLOGY	CHEN, Y.J.	4,153	-	-	-	4,153	-	-	4,153	CBE	
213941	* ARMY MED RES COMMAND	CHEN, Y.J.	49,031	4,870	-	-	53,901	30,643	-	84,544	CBE	
302401	* US PUBLIC HEALTH SERVICE	PAKHOMOV, A.	83,236	14,878	1,613	-	99,727	49,057	-	148,784	CBE	
786304	* GENERAL DYNAMICS	PAKHOMOV, A.	16,423	1,683	-	-	18,106	9,054	-	27,160	CBE	
786307	* GENERAL DYNAMICS	PAKHOMOV, A.	4,467	4,208	-	-	8,675	4,337	-	13,012	CBE	
382011	* US PUBLIC HEALTH SERVICE	PAKHOMOV, A.	84,819	8,718	12,157	1,314	107,008	39,286	-	146,294	CBE	
523941	* ODU	PAKHOMOV, A.	653	25	6,037	-	6,715	-	-	6,715	CBE	
302401	* US PUBLIC HEALTH SERVICE	PAKHOMOVA, O.	17,836	3,188	346	-	21,370	10,512	-	31,882	CBE	
786304	* GENERAL DYNAMICS	PAKHOMOVA, O.	4,106	421	-	-	4,527	2,263	-	6,790	CBE	
523941	* ODU	PAKHOMOVA, O.	653	25	6,037	-	6,715	-	-	6,715	CBE	
786307	* GENERAL DYNAMICS	PAKHOMOVA, O.	4,467	4,208	-	-	8,675	4,338	-	13,013	CBE	
786306	* GENERAL DYNAMICS	SCHOENBACH, K.	2,239	1,236	-	-	3,475	1,737	-	5,212	CBE	
365522	NATL SCIENCE FOUNDATION	SONG, M.	-	-	-	-	-	197	-	197	CBE	
712641	BREEDEN-ADAMS FOUNDATION	STACEY, M.	6,848	3,017	-	-	9,865	-	-	9,865	CBE	
513511	* ODU	STACEY, M.	2,773	2,073	942	31	5,819	-	-	5,819	CBE	
282911	AIR FORCE OFFICE SCI RES	XIAO, S.	21,486	15,440	(1,190)	-	35,736	14,258	-	49,994	CBE	
786305	GENERAL DYNAMICS	XIAO, S.	2,002	1,754	-	1,466	5,222	2,611	-	7,833	CBE	
206901	* OFFICE OF NAVAL RESEARCH	XIAO, S.	98,334	15,322	70,371	4,077	188,104	56,828	-	244,932	CBE	
786306	* GENERAL DYNAMICS	XIAO, S.	8,958	4,942	-	-	13,900	6,950	-	20,850	CBE	
			519,384	135,952	96,313	32,316	783,965	301,583	-	1,085,548	38.47%	

SCHEDULE 4
OLD DOMINION UNIVERSITY RESEARCH FOUNDATION
SPONSORED PROGRAM ACTIVITY BY INDIVIDUAL PROJECT
(MEASURED BY EXPENDITURES INCURRED)
FOR FISCAL YEAR 2012

PROJECT NUMBER	SPONSORING AGENCY	PRINCIPAL INVESTIGATOR / PROJECT DIRECTOR	PROJECT DIRECT COST					PROJECT IDC AND FEES			EFFECTIVE INDIRECT COST RATE	CENTER
			PERSONNEL AND FRINGE BENEFITS	SUPPLIES, CONTRACTUAL, GENERAL, & TRAVEL	EQUIPMENT	SUBCONTRACTS, CONSTRUCTION, TUITION & OTHER	TOTAL DIRECT COSTS	REIMBURSED INDIRECT COSTS	TOTAL SPECIAL FEES	TOTAL PROJECT COSTS		
Virginia Modeling, Analysis and Simulation Center - VMASC												
513431	* ODU	BANKS, C.	2,625	-	-	286	2,911	-	-	2,911	VMASC	
282013	* NAVSUP FLEET LOGISTICS NORFOLK	BEHR, J.	3,135	17,364	-	14,119	34,618	8,610	-	43,228	VMASC	
512611	* VA DEP OF EMERGENCY MANAGEMENT	BEHR, J.	4,651	93	-	-	4,744	2,372	-	7,116	VMASC	
514321	* ODU	BEHR, J.	13,609	1,136	-	-	14,745	-	-	14,745	VMASC	
516851	* ODU	BEHR, J.	5,470	597	-	-	6,067	-	-	6,067	VMASC	
206401	* MODELING & SIMULATION CO OFF	BEHR, J.	32,327	1,542	-	20,650	54,519	11,854	-	66,373	VMASC	
282010	* NAVSUP FLEET LOGISTICS NORFOLK	BEHR, J.	-	-	-	8,215	8,215	-	-	8,215	VMASC	
282018	* NAVSUP FLEET LOGISTICS NORFOLK	BEHR, J.	10,440	18,667	-	59,521	88,628	17,475	-	106,103	VMASC	
502211	* ODU	BEHR, J.	-	-	-	-	-	-	-	-	VMASC	
206401	* MODELING & SIMULATION CO OFF	COLLINS, A.	53,878	2,570	-	34,417	90,865	19,757	-	110,622	VMASC	
523521	* ODU	COLLINS, A.	11,190	3,369	-	-	14,559	-	-	14,559	VMASC	
786852	* DIAMOND VISIONICS	CROLL, M.	4,833	303	-	-	5,136	2,157	-	7,293	VMASC	
225071	* ARMY MED RES COMMAND	CROLL, M.	546	359	-	2,252	3,157	1,293	-	4,450	VMASC	
304941	* US PUBLIC HEALTH SERVICE	CROLL, M.	13,929	744	2,015	-	16,688	7,336	-	24,024	VMASC	
751082	* NATL INST AEROSPACE ASSOC	CROLL, M.	4,716	21	-	-	4,737	2,510	-	7,247	VMASC	
282016	* NAVSUP FLEET LOGISTICS NORFOLK	DIALLO, S.	127,108	10,282	-	-	137,390	57,704	-	195,094	VMASC	
515381	* ODU	DIALLO, S.	12,103	-	-	228	12,331	-	-	12,331	VMASC	
206401	* MODELING & SIMULATION CO OFF	DIALLO, S.	32,327	1,542	-	20,650	54,519	11,854	-	66,373	VMASC	
525041	* EASTERN VIRGINIA MED. SCHOOL	DIALLO, S.	3,437	119	-	-	3,556	356	-	3,912	VMASC	
705191	* RAYTHEON AIRCRAFT COMPANY	DIALLO, S.	-	-	-	5	5	3	-	8	VMASC	
514321	* ODU	DIAZ, R.	23,816	1,988	-	-	25,804	-	-	25,804	VMASC	
516851	* ODU	DIAZ, R.	12,035	1,314	-	-	13,349	-	-	13,349	VMASC	
502211	* ODU	DIAZ, R.	-	-	-	-	-	-	-	-	VMASC	
516831	HMPT ROADS PLAN DISTRICT COMM	EZELL, B.	11,982	-	-	-	11,982	6,350	-	18,332	VMASC	
516832	HMPT ROADS PLAN DISTRICT COMM	EZELL, B.	16,333	-	-	-	16,333	8,656	-	24,989	VMASC	
522361	VA DEP OF EMERGENCY MANAGEMENT	EZELL, B.	72,657	-	-	-	72,657	38,508	-	111,165	VMASC	
282013	* NAVSUP FLEET LOGISTICS NORFOLK	EZELL, B.	3,135	17,365	-	14,119	34,619	8,610	-	43,229	VMASC	
512611	* VA DEP OF EMERGENCY MANAGEMENT	EZELL, B.	12,404	247	-	-	12,651	6,325	-	18,976	VMASC	
514321	* ODU	EZELL, B.	13,609	1,136	-	-	14,745	-	-	14,745	VMASC	
282010	* NAVSUP FLEET LOGISTICS NORFOLK	EZELL, B.	-	-	-	8,215	8,215	-	-	8,215	VMASC	
525531	* VA DEP OF EMERGENCY MANAGEMENT	EZELL, B.	682	-	-	-	682	362	-	1,044	VMASC	

SCHEDULE 4
OLD DOMINION UNIVERSITY RESEARCH FOUNDATION
SPONSORED PROGRAM ACTIVITY BY INDIVIDUAL PROJECT
(MEASURED BY EXPENDITURES INCURRED)
FOR FISCAL YEAR 2012

PROJECT NUMBER	SPONSORING AGENCY	PRINCIPAL INVESTIGATOR / PROJECT DIRECTOR	PROJECT DIRECT COST					PROJECT IDC AND FEES			EFFECTIVE INDIRECT COST RATE	CENTER
			PERSONNEL AND FRINGE BENEFITS	SUPPLIES, CONTRACTUAL, GENERAL, & TRAVEL	EQUIPMENT	SUBCONTRACTS, CONSTRUCTION, TUITION & OTHER	TOTAL DIRECT COSTS	REIMBURSED INDIRECT COSTS	TOTAL SPECIAL FEES	TOTAL PROJECT COSTS		
512611	* VA DEP OF EMERGENCY MANAGEMENT	FOYTIK, P.	4,651	93	-	-	4,744	2,372	-	7,116	VMASC	
515381	* ODU	FOYTIK, P.	12,103	-	-	228	12,331	-	-	12,331	VMASC	
305971	* US DEPT OF TRANSPORTATION	FOYTIK, P.	17,616	-	-	-	17,616	8,808	-	26,424	VMASC	
502211	* ODU	FOYTIK, P.	-	-	-	-	-	-	-	-	VMASC	
525041	* EASTERN VIRGINIA MED. SCHOOL	GARCIA, H.	3,437	119	-	-	3,556	356	-	3,912	VMASC	
702671	* HR EDUCATIONAL TELECOMM ASSOC	PAPELIS, Y.	-	-	-	-	-	-	-	-	VMASC	
715621	* TUNNEL VISION, LLC	PAPELIS, Y.	1,355	-	-	-	1,355	677	-	2,032	VMASC	
786852	* DIAMOND VISIONICS	PAPELIS, Y.	6,444	404	-	-	6,848	2,876	-	9,724	VMASC	
751082	* NATL INST AEROSPACE ASSOC	PAPELIS, Y.	11,004	48	-	-	11,052	5,858	-	16,910	VMASC	
225071	* ARMY MED RES COMMAND	PAPELIS, Y.	2,185	1,437	-	9,006	12,628	5,173	-	17,801	VMASC	
525041	* EASTERN VIRGINIA MED. SCHOOL	PAPELIS, Y.	3,437	119	-	-	3,556	356	-	3,912	VMASC	
721661	DDL OMNI ENGINEERING	PARODI, A.	66,140	-	-	-	66,140	35,054	-	101,194	VMASC	
225071	* ARMY MED RES COMMAND	PARODI, A.	6,554	4,312	-	27,019	37,885	15,520	-	53,405	VMASC	
525041	* EASTERN VIRGINIA MED. SCHOOL	PARODI, A.	3,438	119	-	-	3,557	354	-	3,911	VMASC	
512611	* VA DEP OF EMERGENCY MANAGEMENT	ROBINSON, M.	4,651	93	-	-	4,744	2,372	-	7,116	VMASC	
515381	* ODU	ROBINSON, M.	12,469	-	-	234	12,703	-	-	12,703	VMASC	
715621	* TUNNEL VISION, LLC	ROBINSON, M.	903	-	-	-	903	452	-	1,355	VMASC	
305971	* US DEPT OF TRANSPORTATION	ROBINSON, M.	26,423	-	-	-	26,423	13,212	-	39,635	VMASC	
514421	* VA DEPT OF TRANSPORTATION	ROBINSON, M.	17,175	406	-	-	17,581	1,758	-	19,339	VMASC	
521705	* UNIVERSITY OF IDAHO	ROBINSON, M.	2,195	-	-	-	2,195	1,163	-	3,358	VMASC	
521701	* UNIVERSITY OF IDAHO	ROBINSON, M.	-	1,776	-	-	1,776	941	-	2,717	VMASC	
521702	* UNIVERSITY OF IDAHO	ROBINSON, M.	1,879	-	1,250	-	3,129	996	-	4,125	VMASC	
521706	* UNIVERSITY OF IDAHO	ROBINSON, M.	-	100	-	-	100	53	-	153	VMASC	
516861	* VA DEPT OF TRANSPORTATION	ROBINSON, M.	7,162	-	-	-	7,162	860	-	8,022	VMASC	
206401	* MODELING & SIMULATION CO OFF	SHERFEY, S.	32,327	1,542	-	20,650	54,519	11,854	-	66,373	VMASC	
525531	* VA DEP OF EMERGENCY MANAGEMENT	SHERFEY, S.	683	-	-	-	683	362	-	1,045	VMASC	

SCHEDULE 4
OLD DOMINION UNIVERSITY RESEARCH FOUNDATION
SPONSORED PROGRAM ACTIVITY BY INDIVIDUAL PROJECT
(MEASURED BY EXPENDITURES INCURRED)
FOR FISCAL YEAR 2012

PROJECT NUMBER	SPONSORING AGENCY	PRINCIPAL INVESTIGATOR / PROJECT DIRECTOR	PROJECT DIRECT COST					PROJECT IDC AND FEES			EFFECTIVE INDIRECT COST RATE	CENTER
			PERSONNEL AND FRINGE BENEFITS	SUPPLIES, CONTRACTUAL, GENERAL, & TRAVEL	EQUIPMENT	SUBCONTRACTS, CONSTRUCTION, TUITION & OTHER	TOTAL DIRECT COSTS	REIMBURSED INDIRECT COSTS	TOTAL SPECIAL FEES	TOTAL PROJECT COSTS		
281981	ARMY RESEARCH OFFICE	SOKOLOWSKI, J.	55,546	-	-	-	55,546	1,666	-	57,212	VMASC	
282014	NAVSUP FLEET LOGISTICS NORFOLK	SOKOLOWSKI, J.	-	-	-	44,844	44,844	-	-	44,844	VMASC	
282015	NAVSUP FLEET LOGISTICS NORFOLK	SOKOLOWSKI, J.	94,083	30,724	-	-	124,807	52,419	-	177,226	VMASC	
285511	NAVAL SURFACE WEAPONS CENTER	SOKOLOWSKI, J.	30,863	1,929	-	-	32,792	8,526	-	41,318	VMASC	
286014	NAVSUP FLEET LOGISTICS NORFOLK	SOKOLOWSKI, J.	81	-	-	-	81	28	-	109	VMASC	
286021	NAVSUP FLEET LOGISTICS NORFOLK	SOKOLOWSKI, J.	61,153	7,944	-	-	69,097	24,184	-	93,281	VMASC	
286022	NAVSUP FLEET LOGISTICS NORFOLK	SOKOLOWSKI, J.	57,869	-	-	-	57,869	20,254	-	78,123	VMASC	
286023	NAVSUP FLEET LOGISTICS NORFOLK	SOKOLOWSKI, J.	75,443	-	-	-	75,443	26,405	-	101,848	VMASC	
286025	NAVSUP FLEET LOGISTICS NORFOLK	SOKOLOWSKI, J.	38,822	-	-	-	38,822	13,588	-	52,410	VMASC	
291421	US JOINT FORCES COMMAND	SOKOLOWSKI, J.	59,615	-	-	-	59,615	1,788	-	61,403	VMASC	
296811	MODELING & SIMULATION CO OFF	SOKOLOWSKI, J.	6,530	-	-	-	6,530	196	-	6,726	VMASC	
391051	OFFICE OF SECRETARY FO DEFENSE	SOKOLOWSKI, J.	159,459	-	-	-	159,459	4,784	-	164,243	VMASC	
716451	ALION SCIENCE & TECHNOLOGY COR	SOKOLOWSKI, J.	87,462	-	-	-	87,462	43,731	-	131,193	VMASC	
720921	ALION SCIENCE & TECHNOLOGY COR	SOKOLOWSKI, J.	73,835	-	-	-	73,835	19,197	-	93,032	VMASC	
282013	* NAVSUP FLEET LOGISTICS NORFOLK	SOKOLOWSKI, J.	-	-	-	-	-	-	-	-	VMASC	
512611	* VA DEP OF EMERGENCY MANAGEMENT	SOKOLOWSKI, J.	4,651	93	-	-	4,744	2,372	-	7,116	VMASC	
513431	* ODU	SOKOLOWSKI, J.	2,625	-	-	286	2,911	-	-	2,911	VMASC	
100700	NO AGENCY ASSIGNED	SOKOLOWSKI, J.	39,147	92,839	13,660	4,701	150,347	-	-	150,347	VMASC	
220141	U.S.JOINT FORCES STAFF COLLEGE	SOKOLOWSKI, J.	26,379	2,703	-	-	29,082	2,908	-	31,990	VMASC	
222321	OFFICE OF SECRETARY OF DEFENSE	SOKOLOWSKI, J.	69,225	-	-	-	69,225	6,923	-	76,148	VMASC	
223101	MODELING & SIMULATION CO OFF	SOKOLOWSKI, J.	56,331	-	-	-	56,331	5,633	-	61,964	VMASC	
225951	NAVSUP FLEET LOGISTICS NORFOLK	SOKOLOWSKI, J.	-	1,147	-	-	1,147	333	-	1,480	VMASC	
282019	NAVSUP FLEET LOGISTICS NORFOLK	SOKOLOWSKI, J.	56,619	26,362	-	-	82,981	34,852	-	117,833	VMASC	
285512	NAVAL SURFACE WEAPONS CENTER	SOKOLOWSKI, J.	615,281	6,494	-	-	621,775	161,662	-	783,437	VMASC	
286027	NAVSUP FLEET LOGISTICS NORFOLK	SOKOLOWSKI, J.	135,230	570	-	-	135,800	47,530	-	183,330	VMASC	
286028	NAVSUP FLEET LOGISTICS NORFOLK	SOKOLOWSKI, J.	76,730	1,080	-	-	77,810	27,234	-	105,044	VMASC	
286029	NAVSUP FLEET LOGISTICS NORFOLK	SOKOLOWSKI, J.	3,792	-	-	4,388	8,180	2,863	-	11,043	VMASC	
286030	NAVSUP FLEET LOGISTICS NORFOLK	SOKOLOWSKI, J.	5,395	-	-	-	5,395	1,888	-	7,283	VMASC	
286031	NAVSUP FLEET LOGISTICS NORFOLK	SOKOLOWSKI, J.	44,216	-	-	-	44,216	15,475	-	59,691	VMASC	
291422	U.S.JOINT FORCES STAFF COLLEGE	SOKOLOWSKI, J.	96,743	-	-	-	96,743	9,674	-	106,417	VMASC	
296261	OFFICE OF SECRETARY OF DEFENSE	SOKOLOWSKI, J.	165,077	-	-	-	165,077	4,952	-	170,029	VMASC	
296812	MODELING & SIMULATION CO OFF	SOKOLOWSKI, J.	169,327	-	-	-	169,327	16,933	-	186,260	VMASC	
513451	HAMPTON ROADS PARTNERSHIP	SOKOLOWSKI, J.	14,714	-	-	-	14,714	-	-	14,714	VMASC	
520461	ODU	SOKOLOWSKI, J.	43,672	8,534	688	152,300	205,194	37,500	-	242,694	VMASC	
206401	* MODELING & SIMULATION CO OFF	SOKOLOWSKI, J.	32,327	1,542	-	20,650	54,519	11,854	-	66,373	VMASC	
282018	* NAVSUP FLEET LOGISTICS NORFOLK	STACIA, J.	10,441	18,667	-	59,522	88,630	17,475	-	106,105	VMASC	
			3,215,891	291,954	17,613	526,505	4,051,963	948,346	-	5,000,309	23.40%	

SCHEDULE 4
OLD DOMINION UNIVERSITY RESEARCH FOUNDATION
SPONSORED PROGRAM ACTIVITY BY INDIVIDUAL PROJECT
(MEASURED BY EXPENDITURES INCURRED)
FOR FISCAL YEAR 2012

PROJECT NUMBER	SPONSORING AGENCY	PRINCIPAL INVESTIGATOR / PROJECT DIRECTOR	PROJECT DIRECT COST				PROJECT IDC AND FEES			EFFECTIVE INDIRECT COST RATE	CENTER
			PERSONNEL AND FRINGE BENEFITS	SUPPLIES, CONTRACTUAL, GENERAL, & TRAVEL	EQUIPMENT	SUBCONTRACTS, CONSTRUCTION, TUITION & OTHER	TOTAL DIRECT COSTS	REIMBURSED INDIRECT COSTS	TOTAL SPECIAL FEES		
ODU Business Gateway											
304611	SMALL BUSINESS ADMIN	ROBERTSON, J.	(2,810)	199	2,315	-	(296)	(679)	-	(975)	VATPDC
304612	SMALL BUSINESS ADMIN	ROBERTSON, J.	1,790	17,097	2,394	-	21,281	4,911	-	26,192	
304613	SMALL BUSINESS ADMIN	ROBERTSON, J.	86,255	5,522	-	-	91,777	23,862	-	115,639	
304614	SMALL BUSINESS ADMIN	ROBERTSON, J.	-	2,149	-	-	2,149	-	-	2,149	
304615	SMALL BUSINESS ADMIN	ROBERTSON, J.	16,220	272	-	-	16,492	4,288	-	20,780	
304616	SMALL BUSINESS ADMIN	ROBERTSON, J.	-	3,761	-	-	3,761	978	-	4,739	
520941	CRATER PLANNING DISTRICT COMM	ROBERTSON, J.	-	21,841	-	-	21,841	-	-	21,841	
700201	PRIVATE SPONSORS	ROBERTSON, J.	-	4,222	-	-	4,222	-	-	4,222	VATPDC
700202	PRIVATE SPONSORS	ROBERTSON, J.	-	5,048	-	-	5,048	-	-	5,048	VATPDC
721881	GENEDGE ALLIANCE	ROBERTSON, J.	139,005	-	-	-	139,005	-	-	139,005	VATPDC
			240,460	60,111	4,709	-	305,280	33,360	-	338,640	10.93%
Association for Consortium Leadership											
100082	PRIVATE DONATIONS	DOTOLO, L.	-	38,347	-	-	38,347	1,534	-	39,881	ACL
			-	38,347	-	-	38,347	1,534	-	39,881	4.00%
Virginia Tidewater Consortium for Higher Education											
205741	U.S.JOINT FORCES STAFF COLLEGE	DOTOLO, L.	14,643	-	-	4	14,647	-	-	14,647	TRAD
210171	U.S.JOINT FORCES STAFF COLLEGE	DOTOLO, L.	14,542	-	-	-	14,542	7,271	-	21,813	TRAD
315681	US DEPT OF EDUCATION	DOTOLO, L.	265,886	12,544	-	-	278,430	22,274	-	300,704	TRAD
370735	US DEPT OF EDUCATION	DOTOLO, L.	65,898	2,233	-	-	68,131	5,450	-	73,581	TRAD
510371	SSTATE COUNCIL HIGHER ED IN VA	DOTOLO, L.	38,801	5,328	-	-	44,129	3,530	-	47,659	TRAD
513081	VA DEP OF EMERGENCY MANAGEMENT	DOTOLO, L.	25,670	-	-	99,250	124,920	1,283	-	126,203	TRAD
524771	SSTATE COUNCIL HIGHER ED IN VA	DOTOLO, L.	35,636	6,661	-	-	42,297	3,384	-	45,681	VTC
525061	VA DEP OF EMERGENCY MANAGEMENT	DOTOLO, L.	20,345	753	-	15,644	36,742	9,553	-	46,295	TRAD
720931	RIVERA CONSULTING GROUP, INC.	DOTOLO, L.	14,197	448	-	-	14,645	3,807	-	18,452	TRAD
			495,618	27,967	-	114,898	638,483	56,552	-	695,035	8.86%

SCHEDULE 4
OLD DOMINION UNIVERSITY RESEARCH FOUNDATION
SPONSORED PROGRAM ACTIVITY BY INDIVIDUAL PROJECT
(MEASURED BY EXPENDITURES INCURRED)
FOR FISCAL YEAR 2012

PROJECT NUMBER	SPONSORING AGENCY	PRINCIPAL INVESTIGATOR / PROJECT DIRECTOR	PROJECT DIRECT COST					PROJECT IDC AND FEES			EFFECTIVE INDIRECT COST RATE	CENTER
			PERSONNEL AND FRINGE BENEFITS	SUPPLIES, CONTRACTUAL, GENERAL, & TRAVEL	EQUIPMENT	SUBCONTRACTS, CONSTRUCTION, TUITION & OTHER	TOTAL DIRECT COSTS	REIMBURSED INDIRECT COSTS	TOTAL SPECIAL FEES	TOTAL PROJECT COSTS		
Virginia Space Grant Consortium												
392181	NATL SCIENCE FOUNDATION	CARTER, C.	33,649	28,331	-	224,541	286,521	16,931	-	303,452	VSGC	
526341	LONGWOOD UNIVERSITY	CARTER, C.	-	1,317	-	9,200	10,517	105	-	10,622	VSGC	
590891	HAMPTON PUBLIC SCHOOLS	CARTER, C.	66,568	34,353	-	5,798	106,719	8,074	-	114,793	VSGC	
104761	NASA-GODDARD SPACEFLIGHT CNTR	SANDY, M.	25,499	(2,948)	-	67,103	89,654	11,275	-	100,929	VSGC	
104762	NASA-GODDARD SPACEFLIGHT CNTR	SANDY, M.	185,051	33,428	-	212,640	431,119	99,438	-	530,557	VSGC	
154075	NASA-GODDARD SPACEFLIGHT CNTR	SANDY, M.	-	-	-	3,169	3,169	-	-	3,169	VSGC	
154079	NASA-GODDARD SPACEFLIGHT CNTR	SANDY, M.	-	1,667	-	-	1,667	700	-	2,367	VSGC	
154083	NASA-GODDARD SPACEFLIGHT CNTR	SANDY, M.	-	2,999	-	-	2,999	150	-	3,149	VSGC	
154093	NASA-GODDARD SPACEFLIGHT CNTR	SANDY, M.	-	-	-	34,564	34,564	-	-	34,564	VSGC	
154094	NASA-GODDARD SPACEFLIGHT CNTR	SANDY, M.	-	2,541	-	-	2,541	661	-	3,202	VSGC	
192691	NASA-GODDARD SPACEFLIGHT CNTR	SANDY, M.	153,318	165,145	-	103,737	422,200	82,801	-	505,001	VSGC	
192692	NASA-GODDARD SPACEFLIGHT CNTR	SANDY, M.	13,504	23,390	-	46,811	83,705	9,592	-	93,297	VSGC	
197531	NASA-LANGLEY RESEARCH CENTER	SANDY, M.	161,317	103,820	-	-	265,137	132,569	-	397,706	VSGC	
390911	FEDERAL AVIATION ADMIN	SANDY, M.	72,672	83,307	-	-	155,979	65,511	-	221,490	VSGC	
397562	US DEPT OF EDUCATION	SANDY, M.	7,405	384	-	6,750	14,539	623	-	15,162	VSGC	
501271	SSTATE COUNCIL HIGHER ED IN VA	SANDY, M.	69,332	-	-	-	69,332	-	-	69,332	VSGC	
523751	SSTATE COUNCIL HIGHER ED IN VA	SANDY, M.	-	-	-	189,500	189,500	-	-	189,500	VSGC	
700991	NATL INST AEROSPACE ASSOC	SANDY, M.	-	384	-	500	884	100	-	984	VSGC	
704231	NATL INST AEROSPACE ASSOC	SANDY, M.	4,187	3,710	-	-	7,897	2,053	-	9,950	VSGC	
704791	NATL INST AEROSPACE ASSOC	SANDY, M.	20,806	2,572	-	9,360	32,738	6,078	-	38,816	VSGC	
764465	NATL INST AEROSPACE ASSOC	SANDY, M.	39,668	3,055	-	264,419	307,142	11,108	-	318,250	VSGC	
764466	NATL INST AEROSPACE ASSOC	SANDY, M.	98,225	5,707	-	666,665	770,597	27,022	-	797,619	VSGC	
793282	NEW HORIZONS REGIONAL EDU CTRS	SANDY, M.	-	22	-	15,424	15,446	2,807	-	18,253	VSGC	
793283	NEW HORIZONS REGIONAL EDU CTRS	SANDY, M.	3,927	-	-	909	4,836	1,234	-	6,070	VSGC	
793284	NEW HORIZONS REGIONAL EDU CTRS	SANDY, M.	-	32	-	-	32	3,312	-	3,344	VSGC	
793285	NEW HORIZONS REGIONAL EDU CTRS	SANDY, M.	-	1,943	-	3,946	5,889	505	-	6,394	VSGC	
797161	NATL SPACE GRANT FOUNDATION	SANDY, M.	-	-	-	86,738	86,738	-	-	86,738	VSGC	
			955,128	495,159	-	1,951,774	3,402,061	482,649	-	3,884,710	14.19%	

SCHEDULE 4
OLD DOMINION UNIVERSITY RESEARCH FOUNDATION
SPONSORED PROGRAM ACTIVITY BY INDIVIDUAL PROJECT
(MEASURED BY EXPENDITURES INCURRED)
FOR FISCAL YEAR 2012

PROJECT NUMBER	SPONSORING AGENCY	PRINCIPAL INVESTIGATOR / PROJECT DIRECTOR	PROJECT DIRECT COST				PROJECT IDC AND FEES			EFFECTIVE INDIRECT COST RATE	CENTER
			PERSONNEL AND FRINGE BENEFITS	SUPPLIES, CONTRACTUAL, GENERAL, & TRAVEL	EQUIPMENT	SUBCONTRACTS, CONSTRUCTION, TUITION & OTHER	TOTAL DIRECT COSTS	REIMBURSED INDIRECT COSTS	TOTAL SPECIAL FEES		
Other Miscellaneous Units											
723541	* AM ASSOC - AFFIRMATIVE ACTION	DUNMAN, R.	1,000	-	-	-	1,000	530	-	1,530	SSRC
512931	VA TECH	LEWIS, B.	-	681	-	-	681	341	-	1,022	TRAD
371602	ODU	TOLLIVER, O.	57,978	9,321	-	60,842	128,141	5,384	-	133,525	TRAD
371603	ODU	TOLLIVER, O.	149,920	4,852	-	12,613	167,385	12,382	-	179,767	TRAD
505901	MARTIN LUTHER KING MEM COMM	O'HERRON, V.	-	71	-	60	131	-	-	131	TRAD
302511	ODU	HINES, J.	236,008	8,355	-	24,675	269,038	19,549	-	288,587	TRAD
			444,906	23,280	-	98,190	566,376	38,186	-	604,562	6.74%
TOTAL OFFICE OF RESEARCH AND OTHER UNITS			\$ 5,871,387	\$ 1,072,770	\$ 118,635	\$ 2,723,683	\$ 9,786,475	\$ 1,862,210	\$ -	\$ 11,648,685	19.03%
GRAND TOTAL			\$ 23,718,386	\$ 5,658,253	\$ 1,080,665	\$ 53,039,547	\$ 83,496,851	\$ 8,439,290	\$ 29,153	\$ 91,965,294	10.14%

SCHEDULE 5

Enterprise Centers Including Projects Reported as

Activity of an Academic Department

Fiscal Year 2012

SCHEDULE 5
OLD DOMINION UNIVERSITY RESEARCH FOUNDATION
ENTERPRISE CENTERS INCLUDING PROJECTS REPORTED AS ACTIVITY
OF AN ACADEMIC DEPARTMENT
(MEASURED BY EXPENDITURES INCURRED)
FOR FISCAL YEAR 2012

PROJECT NUMBER	SPONSORING AGENCY	PRINCIPAL INVESTIGATOR / PROJECT DIRECTOR	Dept	PROJECT DIRECT COST					PROJECT IDC AND FEES			TOTAL PROJECT COSTS	EFFECTIVE INDIRECT COST RATE	CENTER
				PERSONNEL AND FRINGE BENEFITS	SUPPLIES, CONTRACTUAL, GENERAL, & TRAVEL	EQUIPMENT	SUBCONTRACTS, CONSTRUCTION, TUITION & OTHER	TOTAL DIRECT COSTS	REIMBURSED INDIRECT COSTS	TOTAL SPECIAL FEES				
APPLIED RESEARCH CENTER														
316341	* US DEPT OF ENERGY	BAUMGART, H.	4054.1	5,164	1,587	-	-	6,751	3,578	-	10,329	ARC		
506411	UNIVERSITY OF VIRGINIA	BAUMGART, H.	4054.1	16,894	2,426	-	-	19,320	9,660	-	28,980	ARC		
514191	UNIVERSITY OF MARYLAND	BAUMGART, H.	4054.1	30,907	1,690	-	419	33,016	8,475	-	41,491	ARC		
715501	MICROXACT, INC.	BAUMGART, H.	4054.1	30,608	15,787	4,514	-	50,909	23,197	-	74,106	ARC		
511671	* UNIVERSITY OF TOLEDO	BAUMGART, H.	4054.1	3,955	1,416	5,859	-	11,230	3,278	-	14,508	ARC		
513521	ODU	ELMUSTAFA, A.	4057.1	7,884	385	2,575	-	10,844	-	-	10,844	ARC		
712332	JEFFERSON SCIENCE ASSOCIATES	ELMUSTAFA, A.	4057.1	45,133	-	-	-	45,133	-	-	45,133	ARC		
107171	NASA-LANGLEY RESEARCH CENTER	ELSAYED-ALI, H.	4054.1	1,017	-	-	-	1,017	507	-	1,524	ARC		
192131	NASA-LANGLEY RESEARCH CENTER	ELSAYED-ALI, H.	4054.1	138,833	-	-	-	138,833	36,097	-	174,930	ARC		
351783	NATL SCIENCE FOUNDATION	ELSAYED-ALI, H.	4054.1	4,689	-	-	-	4,689	1,969	-	6,658	ARC		
515911	NORFOLK STATE UNIVERSITY	ELSAYED-ALI, H.	4054.1	5,255	-	-	-	5,255	2,627	-	7,882	ARC		
702931	LIFENET TRANSPLANT SERVICES	ELSAYED-ALI, H.	4054.1	377	-	-	-	377	188	-	565	ARC		
705062	JEFFERSON SCIENCE ASSOCIATES	ELSAYED-ALI, H.	4054.1	9,524	-	-	-	9,524	2,476	-	12,000	ARC		
705691	JEFFERSON SCIENCE ASSOCIATES	ELSAYED-ALI, H.	4054.1	1,467	-	-	300	1,767	3,333	-	5,100	ARC		
712335	JEFFERSON SCIENCE ASSOCIATES	ELSAYED-ALI, H.	4054.1	18,404	-	-	-	18,404	-	-	18,404	ARC		
717071	NATL INST AEROSPACE ASSOC	ELSAYED-ALI, H.	4054.1	725	-	-	-	725	363	-	1,088	ARC		
724621	JEFFERSON SCIENCE ASSOCIATES	ELSAYED-ALI, H.	4054.1	594	-	-	-	594	315	-	909	ARC		
795261	JEFFERSON SCIENCE ASSOCIATES	ELSAYED-ALI, H.	4054.1	37,915	-	-	-	37,915	18,958	-	56,873	ARC		
511671	* UNIVERSITY OF TOLEDO	ELSAYED-ALI, H.	4054.1	7,910	2,831	11,719	-	22,460	6,556	-	29,016	ARC		
523941	* ODU	ELSAYED-ALI, H.	4054.1	1,305	50	12,073	-	13,428	-	-	13,428	ARC		
196581	NASA-LANGLEY RESEARCH CENTER	LAWRENCE, R.	4059.1	3,151	-	-	-	3,151	1,576	-	4,727	ARC		
784686	NATL INST AEROSPACE ASSOC	LAWRENCE, R.	4059.1	65,804	986	-	-	66,790	17,365	-	84,155	ARC		
513021	UNIVERSITY OF TOLEDO	MARSILLAC, S.	4054.1	52,914	5,005	98,497	-	156,416	34,751	-	191,167	ARC		
520551	UNIVERSITY OF TOLEDO	MARSILLAC, S.	4054.1	4,531	25,455	19,585	-	49,571	15,893	-	65,464	ARC		
524351	UNIVERSITY OF ILLIONIS	MARSILLAC, S.	4054.1	8,974	-	-	-	8,974	4,756	-	13,730	ARC		
316341	* US DEPT OF ENERGY	MARSILLAC, S.	4054.1	18,075	5,555	-	-	23,630	12,524	-	36,154	ARC		
511671	* UNIVERSITY OF TOLEDO	MARSILLAC, S.	4054.1	63,276	22,647	93,752	-	179,675	52,450	-	232,125	ARC		
704711	CERMET, INC.	NAMKOONG, G.	4054.1	39,985	8,342	-	-	48,327	24,163	-	72,490	ARC		
710461	GWANGJU INSTITUTE OF SCI & TEC	NAMKOONG, G.	4054.1	-	-	-	1	1	3	-	4	ARC		
713621	GWANGJU INSTITUTE OF SCI & TEC	NAMKOONG, G.	4054.1	2,503	136	-	67	2,706	569	-	3,275	ARC		
720071	GWANGJU INSTITUTE OF SCI & TEC	NAMKOONG, G.	4054.1	7,809	6,250	-	-	14,059	2,952	-	17,011	ARC		
723611	GWANGJU INSTITUTE OF SCI & TEC	NAMKOONG, G.	4054.1	6,619	749	-	-	7,368	1,547	-	8,915	ARC		
511671	* UNIVERSITY OF TOLEDO	NAMKOONG, G.	4054.1	3,955	1,416	5,859	-	11,230	3,278	-	14,508	ARC		
316341	* US DEPT OF ENERGY	NAMKOONG, G.	4054.1	2,582	794	-	-	3,376	1,789	-	5,165	ARC		
				648,738	103,507	254,433	787	1,007,465	295,193	-	1,302,658	29.30%		

SCHEDULE 5
OLD DOMINION UNIVERSITY RESEARCH FOUNDATION
ENTERPRISE CENTERS INCLUDING PROJECTS REPORTED AS ACTIVITY
OF AN ACADEMIC DEPARTMENT
(MEASURED BY EXPENDITURES INCURRED)
FOR FISCAL YEAR 2012

PROJECT NUMBER	SPONSORING AGENCY	PRINCIPAL INVESTIGATOR / PROJECT DIRECTOR	Dept	PROJECT DIRECT COST					PROJECT IDC AND FEES			EFFECTIVE INDIRECT COST RATE	CENTER
				PERSONNEL AND FRINGE BENEFITS	SUPPLIES, CONTRACTUAL, GENERAL, & TRAVEL	EQUIPMENT	SUBCONTRACTS, CONSTRUCTION, TUITION & OTHER	TOTAL DIRECT COSTS	REIMBURSED INDIRECT COSTS	TOTAL SPECIAL FEES	TOTAL PROJECT COSTS		
FRANK REIDY RESEARCH CENTER FOR BIOELECTRICS													
522541	* CENTER INNOVATIVE TECHNOLOGY	BEEBE	9010.2	9,491	7,536	-	-	17,027	-	-	17,027		
713401	ETHICON ENDO-SURGERY, INC.	BEEBE, S.	9010.2	25,544	28,872	-	-	54,416	27,208	-	81,624		
213941	* ARMY MED RES COMMAND	BEEBE, S.	9010.2	49,031	4,870	-	-	53,901	30,643	-	84,544		
294811	* ARMY MED RES COMMAND	BEEBE, S.	9010.2	15,312	3,391	-	25,428	44,131	11,222	-	55,353		
206902	* OFFICE OF NAVAL RESEARCH	CHEN, Y.J.	9010.2	878	-	-	-	878	439	-	1,317		CBE
522541	* CENTER INNOVATIVE TECHNOLOGY	CHEN, Y.J.	9010.2	6,644	5,275	-	-	11,919	-	-	11,919		CBE
522551	* CENTER INNOVATIVE TECHNOLOGY	CHEN, Y.J.	9010.2	4,153	-	-	-	4,153	-	-	4,153		CBE
213941	* ARMY MED RES COMMAND	CHEN, Y.J.	9010.2	49,031	4,870	-	-	53,901	30,643	-	84,544		CBE
213941	* ARMY MED RES COMMAND	HARGRAVE, B.	6081.2	43,263	4,297	-	-	47,560	27,038	-	74,598		
294811	* ARMY MED RES COMMAND	HARGRAVE, B.	6081.2	15,312	3,391	-	25,428	44,131	11,222	-	55,353		
522551	* CENTER INNOVATIVE TECHNOLOGY	HARGRAVE, B.	6081.2	4,152	-	-	-	4,152	-	-	4,152		
213941	* ARMY MED RES COMMAND	HELLER, L.	5056.2	49,031	4,870	-	-	53,901	30,643	-	84,544		
294811	* ARMY MED RES COMMAND	HELLER, L.	5056.2	15,312	3,391	-	25,428	44,131	11,222	-	55,353		
391061	US PUBLIC HEALTH SERVICE	HELLER, R.	5056.2	126,299	43,699	-	33,362	203,360	84,999	-	288,359		
391071	US PUBLIC HEALTH SERVICE	HELLER, R.	5056.2	5,680	683	-	5,149	11,512	3,303	-	14,815		
391091	US PUBLIC HEALTH SERVICE	HELLER, R.	5056.2	145,529	129,710	-	-	275,239	137,619	-	412,858		
710101	INTREXON CORPORATION	HELLER, R.	5056.2	-	2,195	-	9,664	11,859	5,930	-	17,789		
712451	VANDALIA RESEARCH, INC.	HELLER, R.	5056.2	76,211	5,532	-	-	81,743	49,046	-	130,789		
716351	GENERAL ELECTRIC GLOBAL RESCH	HELLER, R.	5056.2	13,000	2,701	-	-	15,701	-	-	15,701		
294811	* ARMY MED RES COMMAND	HELLER, R.	5056.2	18,375	4,069	-	30,514	52,958	13,466	-	66,424		
522541	* CENTER INNOVATIVE TECHNOLOGY	HELLER, R.	5056.2	2,847	2,261	-	-	5,108	-	-	5,108		
522551	* CENTER INNOVATIVE TECHNOLOGY	HELLER, R.	5056.2	4,278	-	-	-	4,278	-	-	4,278		
213941	* ARMY MED RES COMMAND	HELLER, R.	5056.2	49,031	4,870	-	-	53,901	30,643	-	84,544		
715481	INST ELE & ELEC ENGINEERS	KOLB, J.	4054.2	-	640	-	241	881	-	-	881		CBE
213941	* ARMY MED RES COMMAND	KOLB, J.	4054.2	49,030	4,870	-	-	53,900	30,641	-	84,541		CBE
294811	* ARMY MED RES COMMAND	KOLB, J.	4054.2	15,312	3,391	-	25,428	44,131	11,222	-	55,353		
382011	* US PUBLIC HEALTH SERVICE	KOLB, J.	4054.2	10,602	1,090	1,520	164	13,376	4,911	-	18,287		
294811	* ARMY MED RES COMMAND	MADHAVAN, P.	6087.2	7,146	1,582	-	11,867	20,595	5,237	-	25,832		
302401	* US PUBLIC HEALTH SERVICE	PAKHOMOV, A.	9010.2	83,236	14,878	1,613	-	99,727	49,057	-	148,784		CBE
786304	* GENERAL DYNAMICS	PAKHOMOV, A.	9010.2	16,423	1,683	-	-	18,106	9,054	-	27,160		CBE
786307	* GENERAL DYNAMICS	PAKHOMOV, A.	9010.2	4,467	4,208	-	-	8,675	4,337	-	13,012		CBE
382011	* US PUBLIC HEALTH SERVICE	PAKHOMOV, A.	9010.2	84,819	8,718	12,157	1,314	107,008	39,286	-	146,294		CBE
523941	* ODU	PAKHOMOV, A.	9010.2	653	25	6,037	-	6,715	-	-	6,715		CBE
302401	* US PUBLIC HEALTH SERVICE	PAKHOMOVA, O.	9010.2	17,836	3,188	346	-	21,370	10,512	-	31,882		CBE
786304	* GENERAL DYNAMICS	PAKHOMOVA, O.	9010.2	4,106	421	-	-	4,527	2,263	-	6,790		CBE
523941	* ODU	PAKHOMOVA, O.	9010.2	653	25	6,037	-	6,715	-	-	6,715		CBE
786307	* GENERAL DYNAMICS	PAKHOMOVA, O.	9010.2	4,467	4,208	-	-	8,675	4,338	-	13,013		CBE

SCHEDULE 5
OLD DOMINION UNIVERSITY RESEARCH FOUNDATION
ENTERPRISE CENTERS INCLUDING PROJECTS REPORTED AS ACTIVITY
OF AN ACADEMIC DEPARTMENT
(MEASURED BY EXPENDITURES INCURRED)
FOR FISCAL YEAR 2012

PROJECT NUMBER	SPONSORING AGENCY	PRINCIPAL INVESTIGATOR / PROJECT DIRECTOR	Dept	PROJECT DIRECT COST					PROJECT IDC AND FEES			TOTAL PROJECT COSTS	EFFECTIVE INDIRECT COST RATE	CENTER
				PERSONNEL AND FRINGE BENEFITS	SUPPLIES, CONTRACTUAL, GENERAL, & TRAVEL	EQUIPMENT	SUBCONTRACTS, CONSTRUCTION, TUITION & OTHER	TOTAL DIRECT COSTS	REIMBURSED INDIRECT COSTS	TOTAL SPECIAL FEES				
294811	* ARMY MED RES COMMAND	SCHOENBACH, K.	4054.2	15,313	3,390	-	25,430	44,133	11,221	-	55,354			
382011	* US PUBLIC HEALTH SERVICE	SCHOENBACH, K.	4054.2	10,603	1,089	1,519	165	13,376	4,910	-	18,286			
786306	* GENERAL DYNAMICS	SCHOENBACH, K.	9010.2	2,239	1,236	-	-	3,475	1,737	-	5,212		CBE	
365522	NATL SCIENCE FOUNDATION	SONG, M.	9010.2	-	-	-	-	-	197	-	197		CBE	
712641	BREEDEN-ADAMS FOUNDATION	STACEY, M.	9010.2	6,848	3,017	-	-	9,865	-	-	9,865		CBE	
513511	* ODU	STACEY, M.	9010.2	2,773	2,073	942	31	5,819	-	-	5,819		CBE	
302401	* US PUBLIC HEALTH SERVICE	XIAO, S.	4054.2	17,836	3,188	345	-	21,369	10,512	-	31,881			
282911	AIR FORCE OFFICE SCI RES	XIAO, S.	9010.2	21,486	15,440	(1,190)	-	35,736	14,258	-	49,994		CBE	
786305	GENERAL DYNAMICS	XIAO, S.	9010.2	2,002	1,754	-	1,466	5,222	2,611	-	7,833		CBE	
206901	* OFFICE OF NAVAL RESEARCH	XIAO, S.	9010.2	98,334	15,322	70,371	4,077	188,104	56,828	-	244,932		CBE	
786306	* GENERAL DYNAMICS	XIAO, S.	9010.2	8,958	4,942	-	-	13,900	6,950	-	20,850		CBE	
714131	AMERICAN HEART ASSOCIATION	ZEMLIN, C.	4054.2	36,397	6,305	6,716	-	49,418	3,658	-	53,076			
				1,249,943	373,166	106,413	225,156	1,954,678	789,026	-	2,743,704	40.37%		
VIRGINIA COASTAL ENERGY RESEARCH CONSORTIUM														
786682	* ACENT LABORATORIES.	GORDON, A.	6081.7	3,229	186	-	-	3,415	888	-	4,303		VCERC	
398071	US DEPT OF ENERGY	HATCHER, P.	6082.7	32,419	31,369	3,987	-	67,775	31,894	-	99,669		VCERC	
510131	TEXAS A & M UNIVERSITY	HATCHER, P.	6082.7	21,323	1,869	-	-	23,192	11,596	-	34,788		VCERC	
584231	UNIVERSITY OF MAINE	HATCHER, P.	6082.7	558	3,057	-	-	3,615	904	-	4,519		VCERC	
716431	AFTON CHEMICAL CORPORATION	HATCHER, P.	6082.7	5,107	134	-	2,304	7,545	3,773	-	11,318		VCERC	
786682	* ACENT LABORATORIES.	HATCHER, P.	6082.7	3,229	186	-	-	3,415	888	-	4,303		VCERC	
786682	* ACENT LABORATORIES.	MARSHALL, H.	6081.7	3,229	186	-	-	3,415	888	-	4,303		VCERC	
786682	* ACENT LABORATORIES.	SCHAFFRAN, G.	4053.7	3,227	186	-	-	3,413	887	-	4,300		VCERC	
786682	* ACENT LABORATORIES.	STUBBINS, A.	6082.7	-	-	-	-	-	-	-	-		VCERC	
				72,321	37,173	3,987	2,304	115,785	51,718	-	167,503	44.67%		

SCHEDULE 5
OLD DOMINION UNIVERSITY RESEARCH FOUNDATION
ENTERPRISE CENTERS INCLUDING PROJECTS REPORTED AS ACTIVITY
OF AN ACADEMIC DEPARTMENT
(MEASURED BY EXPENDITURES INCURRED)
FOR FISCAL YEAR 2012

PROJECT NUMBER	SPONSORING AGENCY	PRINCIPAL INVESTIGATOR / PROJECT DIRECTOR	Dept	PROJECT DIRECT COST					PROJECT IDC AND FEES			TOTAL PROJECT COSTS	EFFECTIVE INDIRECT COST RATE	CENTER	
				PERSONNEL AND FRINGE BENEFITS	SUPPLIES, CONTRACTUAL, GENERAL, & TRAVEL	EQUIPMENT	SUBCONTRACTS, CONSTRUCTION, TUITION & OTHER	TOTAL DIRECT COSTS	REIMBURSED INDIRECT COSTS	TOTAL SPECIAL FEES					
VIRGINIA MODELING, ANALYSIS AND SIMULATION CENTER															
513431	* ODU	BANKS, C.	9010.3	2,625	-	-	286	2,911	-	-	2,911	VMASC			
282013	* NAVSUP FLEET LOGISTICS NORFOLK	BEHR, J.	9010.3	3,135	17,364	-	14,119	34,618	8,610	-	43,228	VMASC			
512611	* VA DEP OF EMERGENCY MANAGEMENT	BEHR, J.	9010.3	4,651	93	-	-	4,744	2,372	-	7,116	VMASC			
514321	* ODU	BEHR, J.	9010.3	13,609	1,136	-	-	14,745	-	-	14,745	VMASC			
516851	* ODU	BEHR, J.	9010.3	5,470	597	-	-	6,067	-	-	6,067	VMASC			
206401	* MODELING & SIMULATION CO OFF	BEHR, J.	9010.3	32,327	1,542	-	20,650	54,519	11,854	-	66,373	VMASC			
282010	* NAVSUP FLEET LOGISTICS NORFOLK	BEHR, J.	9010.3	-	-	-	8,215	8,215	-	-	8,215	VMASC			
282018	* NAVSUP FLEET LOGISTICS NORFOLK	BEHR, J.	9010.3	10,440	18,667	-	59,521	88,628	17,475	-	106,103	VMASC			
502211	* ODU	BEHR, J.	9010.3	-	-	-	-	-	-	-	-	VMASC			
305971	* US DEPT OF TRANSPORTATION	CETIN, M.	4053.3	8,808	-	-	-	8,808	4,404	-	13,212	VMASC			
514421	* VA DEPT OF TRANSPORTATION	CETIN, M.	4053.3	17,175	406	-	-	17,581	1,758	-	19,339	VMASC			
715621	* TUNNEL VISION, LLC	CETIN, M.	4053.3	452	-	-	-	452	226	-	678	VMASC			
521705	* UNIVERSITY OF IDAHO	CETIN, M.	4053.3	2,195	-	-	-	2,195	1,163	-	3,358	VMASC			
206401	* MODELING & SIMULATION CO OFF	COLLINS, A.	9010.3	53,878	2,570	-	34,417	90,865	19,757	-	110,622	VMASC			
523521	* ODU	COLLINS, A.	9010.3	11,190	3,369	-	-	14,559	-	-	14,559	VMASC			
786852	* DIAMOND VISIONICS	CROLL, M.	9010.3	4,833	303	-	-	5,136	2,157	-	7,293	VMASC			
225071	* ARMY MED RES COMMAND	CROLL, M.	9010.3	546	359	-	2,252	3,157	1,293	-	4,450	VMASC			
304941	* US PUBLIC HEALTH SERVICE	CROLL, M.	9010.3	13,929	744	2,015	-	16,688	7,336	-	24,024	VMASC			
751082	* NATL INST AEROSPACE ASSOC	CROLL, M.	9010.3	4,716	21	-	-	4,737	2,510	-	7,247	VMASC			
282016	* NAVSUP FLEET LOGISTICS NORFOLK	DIALLO, S.	9010.3	127,108	10,282	-	-	137,390	57,704	-	195,094	VMASC			
515381	* ODU	DIALLO, S.	9010.3	12,103	-	-	228	12,331	-	-	12,331	VMASC			
206401	* MODELING & SIMULATION CO OFF	DIALLO, S.	9010.3	32,327	1,542	-	20,650	54,519	11,854	-	66,373	VMASC			
525041	* EASTERN VIRGINIA MED. SCHOOL	DIALLO, S.	9010.3	3,437	119	-	-	3,556	356	-	3,912	VMASC			
705191	* RAYTHEON AIRCRAFT COMPANY	DIALLO, S.	9010.3	-	-	-	5	5	3	-	8	VMASC			
514321	* ODU	DIAZ, R.	9010.3	23,816	1,988	-	-	25,804	-	-	25,804	VMASC			
516851	* ODU	DIAZ, R.	9010.3	12,035	1,314	-	-	13,349	-	-	13,349	VMASC			
502211	* ODU	DIAZ, R.	9010.3	-	-	-	-	-	-	-	-	VMASC			
516831	HMPT ROADS PLAN DISTRICT COMM	EZELL, B.	9010.3	11,982	-	-	-	11,982	6,350	-	18,332	VMASC			
516832	HMPT ROADS PLAN DISTRICT COMM	EZELL, B.	9010.3	16,333	-	-	-	16,333	8,656	-	24,989	VMASC			
522361	VA DEP OF EMERGENCY MANAGEMENT	EZELL, B.	9010.3	72,657	-	-	-	72,657	38,508	-	111,165	VMASC			
282013	* NAVSUP FLEET LOGISTICS NORFOLK	EZELL, B.	9010.3	3,135	17,365	-	14,119	34,619	8,610	-	43,229	VMASC			
512611	* VA DEP OF EMERGENCY MANAGEMENT	EZELL, B.	9010.3	12,404	247	-	-	12,651	6,325	-	18,976	VMASC			
514321	* ODU	EZELL, B.	9010.3	13,609	1,136	-	-	14,745	-	-	14,745	VMASC			
282010	* NAVSUP FLEET LOGISTICS NORFOLK	EZELL, B.	9010.3	-	-	-	8,215	8,215	-	-	8,215	VMASC			
525531	* VA DEP OF EMERGENCY MANAGEMENT	EZELL, B.	9010.3	682	-	-	-	682	362	-	1,044	VMASC			

SCHEDULE 5
OLD DOMINION UNIVERSITY RESEARCH FOUNDATION
ENTERPRISE CENTERS INCLUDING PROJECTS REPORTED AS ACTIVITY
OF AN ACADEMIC DEPARTMENT
(MEASURED BY EXPENDITURES INCURRED)
FOR FISCAL YEAR 2012

PROJECT NUMBER	SPONSORING AGENCY	PRINCIPAL INVESTIGATOR / PROJECT DIRECTOR	Dept	PROJECT DIRECT COST					PROJECT IDC AND FEES			TOTAL PROJECT COSTS	EFFECTIVE INDIRECT COST RATE	CENTER
				PERSONNEL AND FRINGE BENEFITS	SUPPLIES, CONTRACTUAL, GENERAL, & TRAVEL	EQUIPMENT	SUBCONTRACTS, CONSTRUCTION, TUITION & OTHER	TOTAL DIRECT COSTS	REIMBURSED INDIRECT COSTS	TOTAL SPECIAL FEES				
512611	* VA DEP OF EMERGENCY MANAGEMENT	FOYTIK, P.	9010.3	4,651	93	-	-	4,744	2,372	-	-	7,116	VMASC	
515381	* ODU	FOYTIK, P.	9010.3	12,103	-	-	228	12,331	-	-	-	12,331	VMASC	
305971	* US DEPT OF TRANSPORTATION	FOYTIK, P.	9010.3	17,616	-	-	-	17,616	8,808	-	-	26,424	VMASC	
502211	* ODU	FOYTIK, P.	9010.3	-	-	-	-	-	-	-	-	-	VMASC	
525041	* EASTERN VIRGINIA MED. SCHOOL	GARCIA, H.	9010.3	3,437	119	-	-	3,556	356	-	-	3,912	VMASC	
521705	* UNIVERSITY OF IDAHO	KHATTAK, A.	4053.3	4,388	-	-	-	4,388	2,326	-	-	6,714	VMASC	
514321	* ODU	LIU, H.	1018.3	17,013	1,420	-	-	18,433	-	-	-	18,433	VMASC	
724941	* INTELLIGENT AUTOMATION, INC.	MCKENZIE, F.	4075	2,404	-	-	-	2,404	1,274	-	-	3,678	VMASC	
514421	* VA DEPT OF TRANSPORTATION	NG, M.	4075	17,175	406	-	-	17,581	1,758	-	-	19,339	VMASC	
702671	* HR EDUCATIONAL TELECOMM ASSOC	PAPELIS, Y.	9010.3	-	-	-	-	-	-	-	-	-	VMASC	
715621	* TUNNEL VISION, LLC	PAPELIS, Y.	9010.3	1,355	-	-	-	1,355	677	-	-	2,032	VMASC	
786852	* DIAMOND VISIONICS	PAPELIS, Y.	9010.3	6,444	404	-	-	6,848	2,876	-	-	9,724	VMASC	
751082	* NATL INST AEROSPACE ASSOC	PAPELIS, Y.	9010.3	11,004	48	-	-	11,052	5,858	-	-	16,910	VMASC	
225071	* ARMY MED RES COMMAND	PAPELIS, Y.	9010.3	2,185	1,437	-	9,006	12,628	5,173	-	-	17,801	VMASC	
525041	* EASTERN VIRGINIA MED. SCHOOL	PAPELIS, Y.	9010.3	3,437	119	-	-	3,556	356	-	-	3,912	VMASC	
721661	DDL OMNI ENGINEERING	PARODI, A.	9010.3	66,140	-	-	-	66,140	35,054	-	-	101,194	VMASC	
225071	* ARMY MED RES COMMAND	PARODI, A.	9010.3	6,554	4,312	-	27,019	37,885	15,520	-	-	53,405	VMASC	
525041	* EASTERN VIRGINIA MED. SCHOOL	PARODI, A.	9010.3	3,438	119	-	-	3,557	354	-	-	3,911	VMASC	
702971	* ADV ANTI-TERROR TECHNOLOGIES	RINGLEB, S.	4057.3	9,642	177	-	1,764	11,583	4,910	-	-	16,493	VMASC	
512611	* VA DEP OF EMERGENCY MANAGEMENT	ROBINSON, M.	9010.3	4,651	93	-	-	4,744	2,372	-	-	7,116	VMASC	
515381	* ODU	ROBINSON, M.	9010.3	12,469	-	-	234	12,703	-	-	-	12,703	VMASC	
715621	* TUNNEL VISION, LLC	ROBINSON, M.	9010.3	903	-	-	-	903	452	-	-	1,355	VMASC	
305971	* US DEPT OF TRANSPORTATION	ROBINSON, M.	9010.3	26,423	-	-	-	26,423	13,212	-	-	39,635	VMASC	
514421	* VA DEPT OF TRANSPORTATION	ROBINSON, M.	9010.3	17,175	406	-	-	17,581	1,758	-	-	19,339	VMASC	
521705	* UNIVERSITY OF IDAHO	ROBINSON, M.	9010.3	2,195	-	-	-	2,195	1,163	-	-	3,358	VMASC	
521701	* UNIVERSITY OF IDAHO	ROBINSON, M.	9010.3	-	1,776	-	-	1,776	941	-	-	2,717	VMASC	
516861	* VA DEPT OF TRANSPORTATION	ROBINSON, M.	9010.3	7,162	-	-	-	7,162	860	-	-	8,022	VMASC	
525041	* EASTERN VIRGINIA MED. SCHOOL	SCERBO, M.	6087	3,437	119	-	-	3,556	356	-	-	3,912	VMASC	
206401	* MODELING & SIMULATION CO OFF	SHERFEY, S.	9010.3	32,327	1,542	-	20,650	54,519	11,854	-	-	66,373	VMASC	
525531	* VA DEP OF EMERGENCY MANAGEMENT	SHERFEY, S.	9010.3	683	-	-	-	683	362	-	-	1,045	VMASC	

SCHEDULE 5
OLD DOMINION UNIVERSITY RESEARCH FOUNDATION
ENTERPRISE CENTERS INCLUDING PROJECTS REPORTED AS ACTIVITY
OF AN ACADEMIC DEPARTMENT
(MEASURED BY EXPENDITURES INCURRED)
FOR FISCAL YEAR 2012

PROJECT NUMBER	SPONSORING AGENCY	PRINCIPAL INVESTIGATOR / PROJECT DIRECTOR	Dept	PROJECT DIRECT COST					PROJECT IDC AND FEES			EFFECTIVE INDIRECT COST RATE	CENTER
				PERSONNEL AND FRINGE BENEFITS	SUPPLIES, CONTRACTUAL, GENERAL, & TRAVEL	EQUIPMENT	SUBCONTRACTS, CONSTRUCTION, TUITION & OTHER	TOTAL DIRECT COSTS	REIMBURSED INDIRECT COSTS	TOTAL SPECIAL FEES	TOTAL PROJECT COSTS		
281981	ARMY RESEARCH OFFICE	SOKOLOWSKI, J.	9010.3	55,546	-	-	-	55,546	1,666	-	57,212	VMASC	
282014	NAVSUP FLEET LOGISTICS NORFOLK	SOKOLOWSKI, J.	9010.3	-	-	-	44,844	44,844	-	-	44,844	VMASC	
282015	NAVSUP FLEET LOGISTICS NORFOLK	SOKOLOWSKI, J.	9010.3	94,083	30,724	-	-	124,807	52,419	-	177,226	VMASC	
285511	NAVAL SURFACE WEAPONS CENTER	SOKOLOWSKI, J.	9010.3	30,863	1,929	-	-	32,792	8,526	-	41,318	VMASC	
286014	NAVSUP FLEET LOGISTICS NORFOLK	SOKOLOWSKI, J.	9010.3	81	-	-	-	81	28	-	109	VMASC	
286021	NAVSUP FLEET LOGISTICS NORFOLK	SOKOLOWSKI, J.	9010.3	61,153	7,944	-	-	69,097	24,184	-	93,281	VMASC	
286022	NAVSUP FLEET LOGISTICS NORFOLK	SOKOLOWSKI, J.	9010.3	57,869	-	-	-	57,869	20,254	-	78,123	VMASC	
286023	NAVSUP FLEET LOGISTICS NORFOLK	SOKOLOWSKI, J.	9010.3	75,443	-	-	-	75,443	26,405	-	101,848	VMASC	
286025	NAVSUP FLEET LOGISTICS NORFOLK	SOKOLOWSKI, J.	9010.3	38,822	-	-	-	38,822	13,588	-	52,410	VMASC	
291421	US JOINT FORCES COMMAND	SOKOLOWSKI, J.	9010.3	59,615	-	-	-	59,615	1,788	-	61,403	VMASC	
296811	MODELING & SIMULATION CO OFF	SOKOLOWSKI, J.	9010.3	6,530	-	-	-	6,530	196	-	6,726	VMASC	
391051	OFFICE OF SECRETARY FO DEFENSE	SOKOLOWSKI, J.	9010.3	159,459	-	-	-	159,459	4,784	-	164,243	VMASC	
716451	ALION SCIENCE & TECHNOLOGY COR	SOKOLOWSKI, J.	9010.3	87,462	-	-	-	87,462	43,731	-	131,193	VMASC	
720921	ALION SCIENCE & TECHNOLOGY COR	SOKOLOWSKI, J.	9010.3	73,835	-	-	-	73,835	19,197	-	93,032	VMASC	
282013	* NAVSUP FLEET LOGISTICS NORFOLK	SOKOLOWSKI, J.	9010.3	-	-	-	-	-	-	-	-	VMASC	
512611	* VA DEP OF EMERGENCY MANAGEMENT	SOKOLOWSKI, J.	9010.3	4,651	93	-	-	4,744	2,372	-	7,116	VMASC	
513431	* ODU	SOKOLOWSKI, J.	9010.3	2,625	-	-	286	2,911	-	-	2,911	VMASC	
100700	NO AGENCY ASSIGNED	SOKOLOWSKI, J.	9010.3	39,147	92,839	13,660	4,701	150,347	-	-	150,347	VMASC	
220141	U.S.JOINT FORCES STAFF COLLEGE	SOKOLOWSKI, J.	9010.3	26,379	2,703	-	-	29,082	2,908	-	31,990	VMASC	
222321	OFFICE OF SECRETARY OF DEFENSE	SOKOLOWSKI, J.	9010.3	69,225	-	-	-	69,225	6,923	-	76,148	VMASC	
223101	MODELING & SIMULATION CO OFF	SOKOLOWSKI, J.	9010.3	56,331	-	-	-	56,331	5,633	-	61,964	VMASC	
225951	NAVSUP FLEET LOGISTICS NORFOLK	SOKOLOWSKI, J.	9010.3	-	1,147	-	-	1,147	333	-	1,480	VMASC	
282019	NAVSUP FLEET LOGISTICS NORFOLK	SOKOLOWSKI, J.	9010.3	56,619	26,362	-	-	82,981	34,852	-	117,833	VMASC	
285512	NAVAL SURFACE WEAPONS CENTER	SOKOLOWSKI, J.	9010.3	615,281	6,494	-	-	621,775	161,662	-	783,437	VMASC	
286027	NAVSUP FLEET LOGISTICS NORFOLK	SOKOLOWSKI, J.	9010.3	135,230	570	-	-	135,800	47,530	-	183,330	VMASC	
286028	NAVSUP FLEET LOGISTICS NORFOLK	SOKOLOWSKI, J.	9010.3	76,730	1,080	-	-	77,810	27,234	-	105,044	VMASC	
286029	NAVSUP FLEET LOGISTICS NORFOLK	SOKOLOWSKI, J.	9010.3	3,792	-	-	4,388	8,180	2,863	-	11,043	VMASC	
286030	NAVSUP FLEET LOGISTICS NORFOLK	SOKOLOWSKI, J.	9010.3	5,395	-	-	-	5,395	1,888	-	7,283	VMASC	
286031	NAVSUP FLEET LOGISTICS NORFOLK	SOKOLOWSKI, J.	9010.3	44,216	-	-	-	44,216	15,475	-	59,691	VMASC	
291422	U.S.JOINT FORCES STAFF COLLEGE	SOKOLOWSKI, J.	9010.3	96,743	-	-	-	96,743	9,674	-	106,417	VMASC	
296261	OFFICE OF SECRETARY OF DEFENSE	SOKOLOWSKI, J.	9010.3	165,077	-	-	-	165,077	4,952	-	170,029	VMASC	
296812	MODELING & SIMULATION CO OFF	SOKOLOWSKI, J.	9010.3	169,327	-	-	-	169,327	16,933	-	186,260	VMASC	
513451	HAMPTON ROADS PARTNERSHIP	SOKOLOWSKI, J.	9010.3	14,714	-	-	-	14,714	-	-	14,714	VMASC	
520461	ODU	SOKOLOWSKI, J.	9010.3	43,672	8,534	688	152,300	205,194	37,500	-	242,694	VMASC	
206401	* MODELING & SIMULATION CO OFF	SOKOLOWSKI, J.	9010.3	32,327	1,542	-	20,650	54,519	11,854	-	66,373	VMASC	
282018	* NAVSUP FLEET LOGISTICS NORFOLK	STACIA, J.	9010.3	10,441	18,667	-	59,522	88,630	17,475	-	106,105	VMASC	
282017	* NAVSUP FLEET LOGISTICS NORFOLK	TOLK, A.	4060.3	24,265	2,876	-	-	27,141	11,399	-	38,540	VMASC	
282017	* NAVSUP FLEET LOGISTICS NORFOLK	TOLK, A.	4060.3	24,266	2,877	-	-	27,143	11,400	-	38,543	VMASC	
705191	* RAYTHEON AIRCRAFT COMPANY	TOLK, A.	4060.3	-	-	-	2	2	2	-	4	VMASC	
282016	* NAVSUP FLEET LOGISTICS NORFOLK	TOLK, A.	4060.3	42,369	3,427	-	-	45,796	19,235	-	65,031	VMASC	
702671	* HR EDUCATIONAL TELECOMM ASSOC	WATSON, G.	3042.3	-	-	-	-	-	-	-	-	VMASC	
702971	* ADV ANTI-TERROR TECHNOLOGIES	WATSON, G.	3042.3	6,428	118	-	1,176	7,722	3,273	-	10,995	VMASC	
786852	* DIAMOND VISIONICS	WATSON, G.	3042.3	2,416	151	-	-	2,567	1,079	-	3,646	VMASC	
				3,396,445	303,831	16,363	529,447	4,246,086	1,011,860	-	5,257,946	23.83%	
				5,367,447	817,677	381,196	757,694	7,324,014	2,147,797	-	9,471,811	29.33%	

SCHEDULE 6

Sponsored Program Activity

Proposals Submitted and Awards Funded

Fiscal Year 2012 through Fiscal Year 2008

SCHEDULE 6
OLD DOMINION UNIVERSITY RESEARCH FOUNDATION
SUMMARY OF PROPOSAL AND AWARD ACTIVITY
FISCAL YEAR 2012 THROUGH FISCAL YEAR 2008

	PROPOSALS SUBMITTED					AWARDS FUNDED				
	FY 12	FY 11	FY 10	FY 09	FY 08	FY 12	FY 11	FY 10	FY 09	FY 08
COLLEGE OF ARTS & LETTERS										
Art	\$ 2,000	\$ -	\$ -	\$ 13,901	\$ 384,595	\$ -	\$ -	\$ 4,000	\$ -	\$ -
Communication & Theatre Arts	658,122	378,393	26,008	-	21,195	36,914	-	-	4,000	-
English	172,993	790,497	1,227,082	5,000	10,000	5,190	28,000	7,000	6,000	6,000
Foreign Languages & Literatures	286,320	289,016	-	-	473,452	-	-	-	-	-
History	282,471	124,216	426,164	-	-	54,119	67,279	114,518	-	-
Interdisciplinary Studies	-	-	-	-	-	-	-	-	-	-
International Studies	-	70,364	37,123	-	-	-	62,863	-	-	-
Music	-	-	-	-	2,150	-	-	-	2,150	2,500
Philosophy & Religious Studies	6,000	-	41,730	39,000	-	6,000	-	-	-	-
Political Science & Geography	273,642	124,445	564,980	650,609	826,484	69,104	137,795	61,104	-	5,100
Social Science Research Center	170,087	1,547,378	4,325,693	516,250	627,185	192,514	199,063	154,510	246,000	313,939
Sociology & Criminal Justice	3,565,580	2,798,191	4,453,347	7,379,578	215,353	28,032	294,530	101,771	718,834	227,007
Dean's Office	23,000	-	211,557	335,000	42,916	33,452	34,728	24,678	-	-
College Total	\$ 5,440,213	\$ 6,122,500	\$ 11,313,684	\$ 8,939,338	\$ 2,603,330	\$ 425,325	\$ 824,258	\$ 467,581	\$ 976,984	\$ 554,546
% Change from prior year	-11.14%	-45.88%	26.56%	243.38%	-6.60%	-48.40%	76.28%	-52.14%	76.18%	11.08%
Average yearly increase (decrease)	19.03%					-2.96%				
COLLEGE OF BUSINESS AND PUBLIC ADMINISTRATION										
Business Administration	\$ 25,000	\$ 316,190	\$ 25,969	\$ 233,304	\$ -	\$ 25,000	\$ 20,414	\$ 20,400	\$ -	\$ -
Economics	217,927	62,863	318,498	103,765	112,499	57,000	178,686	110,743	-	140,069
Information Systems/Decision Science	2,082,854	2,235,288	2,413,349	714,100	870,757	-	122,860	39,775	16,000	437,158
Urban Studies/Public Administration	10,311	25,000	-	-	49,700	10,311	-	-	-	-
College Total	\$ 2,336,092	\$ 2,639,341	\$ 2,757,816	\$ 1,051,169	\$ 1,032,956	\$ 92,311	\$ 321,960	\$ 170,918	\$ 16,000	\$ 577,227
% Change from prior year	-11.49%	-4.30%	162.36%	1.76%	81.06%	-71.33%	88.37%	968.24%	-97.23%	5397.55%
Average yearly increase (decrease)	61.90%					155.84%				

SCHEDULE 6
OLD DOMINION UNIVERSITY RESEARCH FOUNDATION
SUMMARY OF PROPOSAL AND AWARD ACTIVITY
FISCAL YEAR 2012 THROUGH FISCAL YEAR 2008

	PROPOSALS SUBMITTED					AWARDS FUNDED				
	FY 12	FY 11	FY 10	FY 09	FY 08	FY 12	FY 11	FY 10	FY 09	FY 08
COLLEGE OF EDUCATION										
Communication Disorders and Special Education	\$ 5,943,532	\$ 6,171,344	\$ 5,041,168	\$ 7,322,228	\$ 5,629,083	\$ 3,259,642	\$ 3,187,588	\$ 3,346,819	\$ 3,316,359	\$ 3,658,385
Counseling and Human Services	1,425,579	848,506	1,782,072	-	-	339,320	159,390	122,296	-	-
Educational Foundations and Leadership	614,091	2,664,722	5,332,188	2,284,565	1,652,349	404,244	875,387	421,403	517,248	209,908
Foundations and Special Programs	2,499,569	-	-	-	163,992	2,513,493	115,530	-	75,718	-
Human Movement Sciences	1,565,251	374,613	2,593,799	1,588,913	1,693,147	86,846	168,569	243,455	320,100	229,341
STEM Education and Professional Studies	7,649,832	8,508,920	3,335,275	626,608	104,027	5,805,751	480,077	547,131	141,368	104,027
Teaching and Learning	1,939,159	2,325,956	3,550,149	8,026,316	1,852,227	314,973	287,389	1,335,197	497,911	791,347
Dean's Office	19,782,746	2,334,004	23,576,157	424,152	666,121	18,429,015	608,516	437,563	416,616	317,171
College Total	\$ 41,419,758	\$ 23,228,065	\$ 45,210,808	\$ 20,272,782	\$ 11,760,946	\$ 31,153,283	\$ 5,882,446	\$ 6,453,864	\$ 5,285,320	\$ 5,310,179
% Change from prior year	78.32%	-48.62%	123.01%	72.37%	11.84%	429.60%	-8.85%	22.11%	-0.47%	-11.50%
Average yearly increase (decrease)	58.78%					83.84%				
COLLEGE OF ENGINEERING & TECHNOLOGY										
Applied Research Center - ARC	\$ 17,683	\$ -	\$ 429,017	\$ 2,695,646	\$ 1,036,041	\$ 17,683	\$ -	\$ 340,132	\$ 673,994	\$ 445,034
Center for Advanced Engineering Environments	-	-	1,560,082	259,997	-	-	-	-	-	43,460
Civil & Environmental Engineering	4,881,800	4,260,964	1,453,608	3,489,863	4,748,502	844,041	299,694	445,086	508,882	628,270
Electrical & Computer Engineering	24,536,911	12,973,247	13,920,878	11,856,729	6,764,560	3,424,884	2,639,491	1,049,854	1,493,337	1,720,067
Engineering Career Management Center	10,000	-	-	-	-	10,000	-	-	-	-
Engineering Management & Systems Engineering	1,336,310	1,958,801	4,476,188	10,390,149	44,253,445	723,907	2,101,582	1,723,657	2,600,585	1,072,833
Engineering Technology	1,597,989	4,518,166	5,325,095	4,529,801	5,056,058	887,780	823,206	361,963	1,254,062	637,941
Mechanical & Aerospace Engineering	5,556,802	9,940,935	13,059,685	14,686,416	7,295,898	591,550	1,369,758	1,998,318	1,953,965	1,828,799
Mid-Atlantic Institute for Space & Technology	25,720	406,226	149,400	465,805	199,671	28,220	429,426	9,829	725,500	338,476
Modeling, Simulation & Visualization Engineering	9,729,742	5,264,256	-	-	-	479,129	27,400	-	-	-
National Centers Systems of Systems Engineering	-	16,546,781	-	-	-	27,075	347,325	-	-	-
VA Commercial Space Flight Authority	10,125,000	1,379,000	8,534,858	26,397,118	1,257,966	10,739,429	32,849,923	39,352,079	1,401,457	1,311,997
Dean's Office	432,856	155,987	2,659,664	659,304	2,679,494	85,224	274,805	389,571	164,888	359,930
College Total	\$ 58,250,812	\$ 57,404,363	\$ 51,568,475	\$ 75,430,828	\$ 73,291,635	\$ 17,858,923	\$ 41,162,610	\$ 45,670,489	\$ 10,776,670	\$ 8,386,807
% Change from prior year	1.47%	11.32%	-31.63%	2.92%	170.28%	-56.61%	-9.87%	323.79%	28.50%	-3.20%
Average yearly increase (decrease)	22.96%					21.23%				

SCHEDULE 6
OLD DOMINION UNIVERSITY RESEARCH FOUNDATION
SUMMARY OF PROPOSAL AND AWARD ACTIVITY
FISCAL YEAR 2012 THROUGH FISCAL YEAR 2008

	PROPOSALS SUBMITTED					AWARDS FUNDED				
	FY 12	FY 11	FY 10	FY 09	FY 08	FY 12	FY 11	FY 10	FY 09	FY 08
COLLEGE OF HEALTH SCIENCES										
Community & Environmental Health	\$ 538,529	\$ 1,325,485	\$ 2,574,781	\$ 4,544,682	\$ 1,779,490	\$ 83,556	\$ 613,682	\$ 489,447	\$ 157,749	\$ 323,744
Dental Hygiene	261,896	64,285	478,516	587,817	363,574	5,005	109,226	201,436	55,480	94,817
Medical Laboratory & Radiation Sciences	5,345,670	7,855,557	3,711,986	9,328,479	3,458,499	1,672,699	344,701	1,768,579	1,393,490	90,823
Nursing	4,817,710	650,432	824,843	1,866,576	765,686	555,091	729,305	576,450	388,774	740,014
Physical Therapy	1,034,839	1,227,535	3,529,373	2,148,358	512,022	150,911	124,814	57,300	51,999	120,887
Dean's Office	-	61,665	6,918	225,000	-	-	-	-	-	112,675
College Total	\$ 11,998,643	\$ 11,184,959	\$ 11,126,417	\$ 18,700,912	\$ 6,879,271	\$ 2,467,262	\$ 1,921,728	\$ 3,093,212	\$ 2,047,492	\$ 1,482,960
% Change from prior year	7.27%	0.53%	-40.50%	171.84%	-22.63%	28.39%	-37.87%	51.07%	38.07%	68.49%
Average yearly increase (decrease)	6.99%					36.07%				
COLLEGE OF SCIENCES										
Biological Sciences	\$ 5,325,038	\$ 8,619,724	\$ 5,198,087	\$ 7,644,920	\$ 9,435,061	\$ 1,321,654	\$ 3,675,113	\$ 2,420,560	\$ 1,894,772	\$ 2,666,605
Center for Coastal Physical Oceanography	3,594,568	2,675,835	3,970,227	3,364,980	6,458,457	2,292,725	1,565,393	2,027,931	995,137	581,552
Center for Coastal Physical Oceanography - SSRP	-	-	187,158	201,789	483,721	-	-	100,540	49,712	59,928
Center for Computational Sciences	-	219,468	39,479	32,500	-	-	7,500	-	-	-
Chemistry and Biochemistry	101,038,641	19,006,149	15,638,301	22,363,771	12,919,970	215,038	1,437,438	4,332,500	2,249,275	2,101,433
Chemistry and Biochemistry - SSRP	-	364,188	1,669,908	-	-	-	-	215,151	-	-
Computer Science	7,961,175	12,897,276	7,878,715	3,758,987	3,107,175	1,346,785	2,582,535	1,023,263	962,002	1,853,831
Mathematics and Statistics	3,624,977	2,540,800	5,344,584	4,423,786	3,313,008	692,762	440,108	733,943	1,103,165	324,941
Mathematics and Statistics - SSRP	-	-	-	-	-	-	-	-	-	-
Ocean, Earth & Atmospheric Sciences	14,550,385	14,572,249	8,882,682	10,975,538	5,855,885	4,257,127	2,220,720	4,087,125	2,767,949	2,902,774
Ocean, Earth & Atmospheric Sciences - SSRP	-	1,343,302	821,359	1,587,398	1,157,717	-	1,114,439	120,566	317,144	95,460
Physics	16,821,400	22,685,461	10,183,866	10,591,531	5,106,029	3,449,043	3,690,496	4,283,847	2,101,647	1,896,811
Psychology	9,800,833	9,644,329	7,843,658	5,642,140	2,551,847	1,133,371	1,636,293	1,211,482	1,131,846	298,428
Dean's Office	-	121,173	1,535,218	415,539	102,902	6,528	15,472	4,964	12,598	-
College Total	\$ 162,717,018	\$ 94,689,954	\$ 69,193,242	\$ 71,002,879	\$ 50,491,772	\$ 14,715,033	\$ 18,385,507	\$ 20,561,872	\$ 13,585,247	\$ 12,781,763
% Change from prior year	71.84%	36.85%	-2.55%	40.62%	-0.65%	-19.96%	-10.58%	51.35%	6.29%	10.80%
Average yearly increase (decrease)	44.04%					5.51%				

SCHEDULE 6
OLD DOMINION UNIVERSITY RESEARCH FOUNDATION
SUMMARY OF PROPOSAL AND AWARD ACTIVITY
FISCAL YEAR 2012 THROUGH FISCAL YEAR 2008

	PROPOSALS SUBMITTED					AWARDS FUNDED				
	FY 12	FY 11	FY 10	FY 09	FY 08	FY 12	FY 11	FY 10	FY 09	FY 08
OFFICE OF RESEARCH AND OTHER UNITS										
Office of Research	\$ -	\$ -	\$ -	\$ 880,224	\$ 284,540	\$ -	\$ -	\$ -	\$ 33,000	\$ 36,100
VMASC: Virginia Modeling, Analysis & Simulation Center	9,490,476	16,198,850	13,101,894	70,759,038	34,376,898	7,332,597	8,176,644	8,129,936	8,428,550	7,775,939
Frank Reidy Research Center for Bioelectrics	6,683,144	6,965,367	6,948,774	24,044,692	4,796,639	1,316,061	1,616,322	760,527	1,694,885	1,165,628
ODU Business Gateway	1,060,000	1,459,544	420,647	345,169	502,165	310,000	339,718	300,000	249,130	534,534
Office of Distance Learning		-	-	1,942,490	2,250,183	-	100,000	45,000	-	1,256,391
VA Tidewater Consortium for Higher Education	9,718,349	1,419,745	1,223,007	-	8,640,220	927,958	1,090,774	599,170	480,170	480,170
VA Space Grant Consortium	1,312,378	5,172,691	6,004,974	16,093,936	26,923,701	3,573,754	3,009,878	4,748,090	5,467,810	2,701,695
Micellaneous Units	1,003,451	79,300	347,865	988,799	469,000	649,059	664,599	353,077	993,631	-
Total Non-University Activity	\$ 29,267,799	\$ 31,295,497	\$ 28,047,161	\$ 115,054,348	\$ 78,243,346	\$ 14,109,429	\$ 14,997,935	\$ 14,935,800	\$ 17,347,176	\$ 13,950,457
% Change from prior year	-6.48%	11.58%	-75.62%	47.05%	127.71%	-5.92%	0.42%	-13.90%	24.35%	-10.15%
Average yearly increase (decrease)	-2.96%					-1.83%				
GRAND TOTAL	\$ 311,430,334	\$ 226,564,679	\$ 219,217,603	\$ 310,452,256	\$ 224,303,256	\$ 80,821,565	\$ 83,496,444	\$ 91,353,736	\$ 50,034,889	\$ 43,043,939
% CHANGE FROM PRIOR YEAR	37.46%	3.35%	-29.39%	38.41%	66.07%	-3.20%	-8.60%	82.58%	16.24%	-0.17%
Average yearly increase (decrease)	26.12%					17.49%				