




Old Dominion University Research Foundation

To: Distribution

From: Julian F. Facenda 
Director of Finance

Date: January 20, 2012

Subject: Annual Report of Sponsored Program Activity - June 30, 2011

Attached please find the Annual Report of Sponsored Program Activity for the fiscal year ended June 30, 2011. This report measures sponsored program activity administered through Old Dominion University Research Foundation by the amount of expenditures (direct costs and indirect cost recoveries) incurred during the fiscal year. This report includes sponsored program activity administered by the Research Foundation for Old Dominion University and for certain independent entities affiliated with the University. Included in the report is a schedule of proposals submitted and awards funded for the fiscal year ended June 30, 2011 and the four previous fiscal years. Proposal activity is based upon the total dollar amount requested from sponsoring agencies exclusive of institutional or third party cost share amounts. Award activity reflects the dollar amount of actual funding committed during the reporting period.

Some key points to note are as follows:

- Sponsored program activity increased by 42.26% to a level of \$95.7 million. The development of space launch capabilities for the Virginia Commercial Space Flight Authority being conducted at Wallops Island, Virginia was a significant contributor to this increase.
- The average yearly increase for the past five fiscal periods is 30.8%
- The top five funding sources for the fiscal year were:

National Space and Aeronautics Administration	\$ 27.6 million
Orbital Sciences Corporation	\$ 15.8 million
Virginia General Assembly	\$ 9.2 million
National Science Foundation	\$ 7.3 million
U.S. Department of the Navy	\$ 5.3 million

These five agencies represent 68.1% of total sponsored research activity

- Activity of individual faculty conducting research through University-wide enterprise centers is reflected under the faculty member's home department. The research activity of core staff assigned to an enterprise center is reflected in the center's activity. The Virginia Modeling, Analysis and Simulation Center (VMASC) and Frank Reidy Research Center for Bioelectrics core staff activities are reported under the Office of Research and Other Units.
- University departments (including SSRP's and center activity) and affiliated activity exceeding \$1 million for the fiscal year were:

Virginia Commercial Space Flight Authority	\$ 49.3 million
Virginia Modeling, Analysis and Simulation Center	\$ 8.2 million
Virginia Space Grant Consortium	\$ 4.3 million
Communication Disorders and Special Education	\$ 3.2 million
Frank Reidy Research Center for Bioelectrics	\$ 3.1 million
Ocean, Earth and Atmospheric Sciences	\$ 3.0 million
Physics	\$ 2.7 million
Chemistry & Biochemistry	\$ 2.5 million
Biological Sciences	\$ 2.5 million
Engineering Management & Systems Engineering	\$ 1.8 million
Electrical & Computer Engineering	\$ 1.7 million
Mechanical & Aerospace Engineering	\$ 1.6 million
Medical Laboratory and Radiation Sciences	\$ 1.5 million
Center for Coastal Physical Oceanography	\$ 1.4 million
Computer Science	\$ 1.2 million
Psychology	\$ 1.2 million

- Proposal submissions during fiscal year 2011 increased 3.35% over fiscal year 2010 to \$226.6 million dollars. Awards funded during fiscal year 2011 decreased 8.6% from fiscal year 2010 levels. Awards funded have experienced an average yearly increase of 22.74% for the five year period since fiscal year 2006.

The following charts graphically depict ODURF- related current fiscal year research expenditures and the trend in research activity over the past six years:

Chart A – Research Expenditures for University and Non-University Units

This chart indicates percentage of total research expenditures for fiscal year 2011 for each college and reporting unit.

Chart B – Research Expenditures by Funding Source

This chart indicates the growth in sponsored research from \$37.6 million for fiscal year 2006 to \$95.7 million dollars for fiscal year 2011. This information represents expenditures incurred by funding source (Federal, State & Local, and Private Sponsors).

Should you have any questions concerning the enclosed report please do not hesitate to contact me at 683-4293 ext. 602.

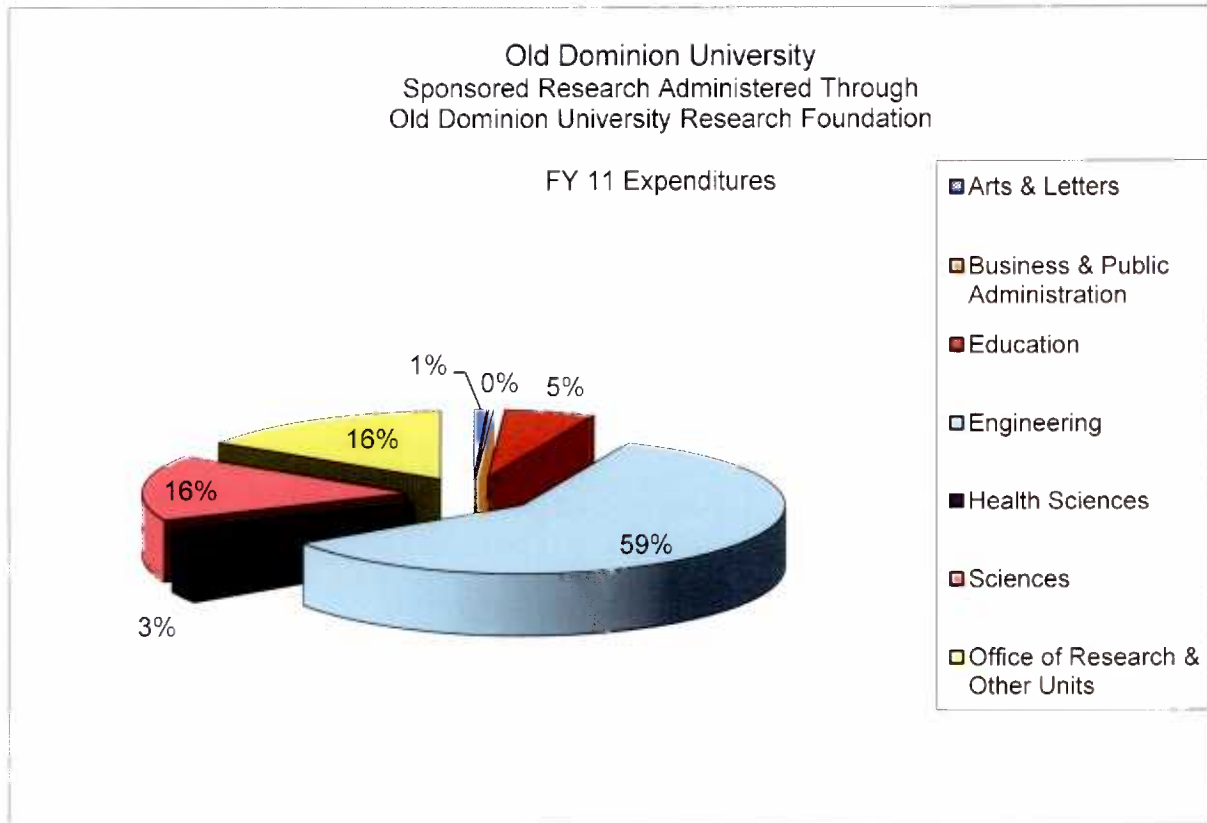


Chart A – Research Expenditures for University and Non University Units

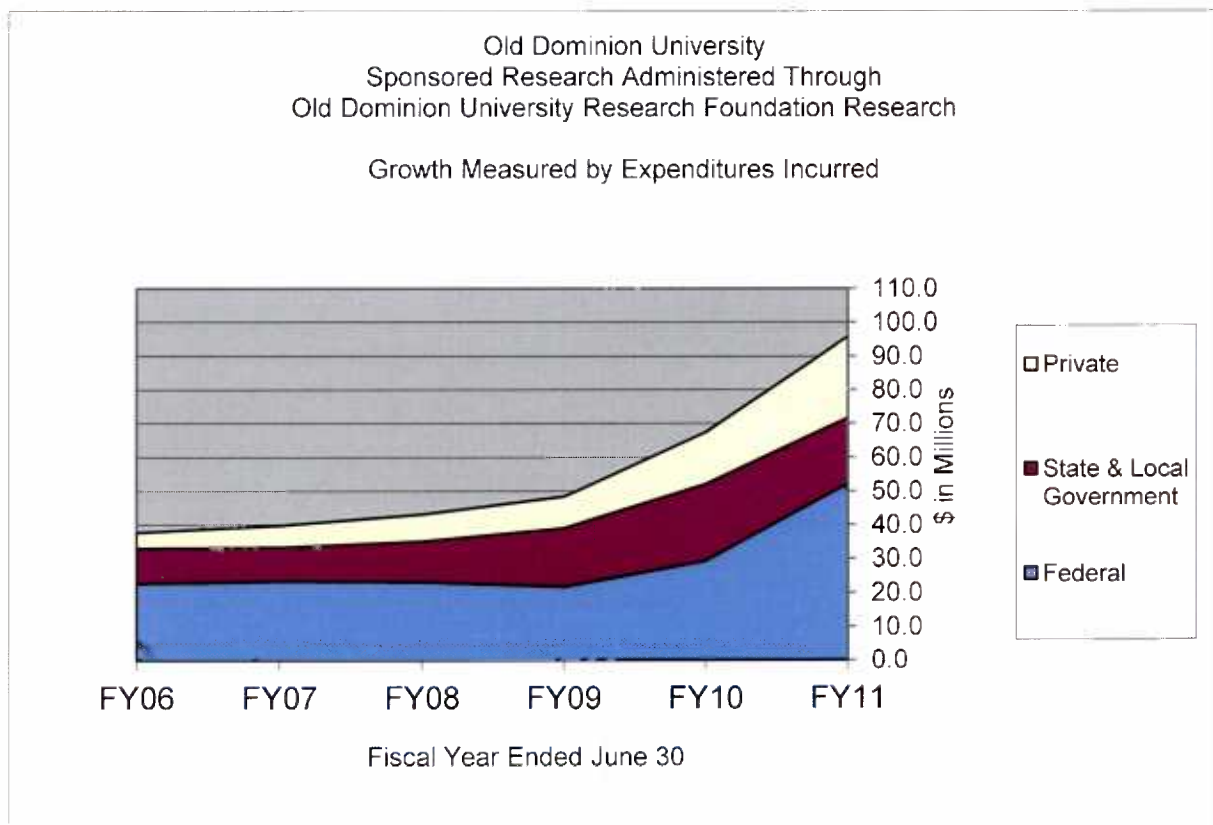


Chart B – Expenditures by Funding Source

DISTRIBUTION

Board of Trustees – ODURF
Ms. Marty Sharpe
Ms. Deb Swiecinski
Ms. Ruth B. Smith
Academic Department Chairs
Center Directors
Affiliated Unit Directors
College Deans (2 copies)
University Vice Presidents



**OLD DOMINION UNIVERSITY RESEARCH FOUNDATION
ANNUAL REPORT OF SPONSORED PROGRAM ACTIVITY**

FISCAL YEAR ENDED JUNE 30, 2011

CONTENTS

- Schedule 1** - Summary of Sponsored Program Activity
Fiscal Year 2011 through Fiscal Year 2006
- Schedule 2** - Summary of Sponsored Program Activity by Major Funding
Source – Fiscal Year 2011 through Fiscal Year 2007
- Schedule 3** - Comparison of Direct Cost, Indirect Cost and Effective Indirect
Cost Rates – University Units – Fiscal Year 2011 through
Fiscal Year 2009
- Schedule 4** - Sponsored Program Activity Individual Project Listing
Fiscal Year 2011
- Schedule 5** - Enterprise Centers Including Projects Reported as Activity of an
Academic Department – Fiscal Year 2011
- Schedule 6** - Sponsored Program Activity – Proposals Submitted and
Awards Funded – Fiscal Year 2011 through Fiscal Year 2007

SCHEDULE 1

SCHEDULE 2

SCHEDULE 3

SCHEDULE 4

SCHEDULE 5

SCHEDULE 6

SCHEDULE 1

Summary of Sponsored Program Activity

Fiscal Year 2011 through Fiscal Year 2006

SCHEDULE 1
 OLD DOMINION UNIVERSITY RESEARCH FOUNDATION
 SUMMARY OF SPONSORED PROGRAM ACTIVITY
 (MEASURED BY EXPENDITURES INCURRED)
 FISCAL YEAR 2011 THROUGH FISCAL YEAR 2006

	FY 11	FY 10	FY 09	FY 08	FY 07	FY 06
COLLEGE OF ARTS & LETTERS						
Art	\$ -	\$ 2,125	\$ -	\$ -	\$ -	\$ -
Communication & Theatre Arts	-	-	4,000	-	-	2,000
English	71,219	4,103	5,774	6,000	5,000	7,200
Foreign Languages/Literatures	-	-	2,775	16,685	1,517	-
History	65,469	82,079	15,177	18,158	17,449	204
Interdisciplinary Studies	-	-	-	-	177	6,463
International Studies	4,642	-	-	-	-	-
Music	-	-	2,150	2,500	-	1,000
Political Science & Geography	70,744	28,113	21,464	138,862	62,380	126,763
Political Science & Geography - VMASC	4,648	-	-	-	199,280	12,645
Social Science Research Center	233,307	154,975	225,158	200,344	205,211	260,394
Sociology & Criminal Justice	257,408	359,629	313,245	279,840	192,443	270,497
Sociology & Criminal Justice - SSRC	-	-	-	-	3,161	15,927
Dean's Office	22,745	4,582	-	-	-	3,000
College Total	\$ 730,182	\$ 635,606	\$ 589,743	\$ 662,389	\$ 686,618	\$ 706,093
% Change from prior year	14.88%	7.78%	-10.97%	-3.53%	-2.76%	-14.80%
Average yearly increase (decrease)	0.68%					
COLLEGE OF BUSINESS AND PUBLIC ADMINISTRATION						
Business Administration	\$ 17,015	\$ 10,489	\$ 4,878	\$ 370	\$ -	\$ -
Economics	90,745	105,526	59,013	87,268	40,542	41,370
Information Systems & Decision Sciences	167,758	173,490	73,872	62,028	1,670	7,543
Urban Studies/Public Administration	-	-	-	-	-	18,668
College Total	\$ 275,518	\$ 289,505	\$ 137,763	\$ 149,666	\$ 42,212	\$ 67,581
% Change from prior year	-4.83%	110.15%	-7.95%	254.56%	-37.54%	-68.67%
Average yearly increase (decrease)	61.54%					

SCHEDULE 1
OLD DOMINION UNIVERSITY RESEARCH FOUNDATION
SUMMARY OF SPONSORED PROGRAM ACTIVITY
(MEASURED BY EXPENDITURES INCURRED)
FISCAL YEAR 2011 THROUGH FISCAL YEAR 2006

	FY 11	FY10	FY 09	FY 08	FY 07	FY 06
COLLEGE OF EDUCATION						
Communication Disorders and Special Education	\$ 3,248,813	\$ 3,275,062	\$ 3,073,083	\$ 3,574,986	\$ 3,167,043	\$ 3,034,565
Counseling and Human Services	110,907	87,505	-	-	-	-
Educational Foundations and Leadership	401,698	484,770	216,866	218,669	303,896	260,315
Human Movement Sciences	185,799	327,419	317,386	225,484	121,528	220,066
STEM Education and Professional Studies	321,972	303,415	128,662	93,280	312,571	371,276
STEM Education and Professional Studies - VMASC	30,884	11,991	5,250	-	-	-
Teaching and Learning	604,761	670,977	655,457	581,855	689,783	417,960
Dean's Office	449,301	400,783	531,947	550,173	638,222	445,704
College Total	\$ 5,354,135	\$ 5,561,522	\$ 4,928,651	\$ 5,244,447	\$ 5,233,043	\$ 4,749,886
% Change from prior year	-3.74%	12.85%	-6.02%	0.22%	10.17%	39.66%
Average yearly increase (decrease)	2.54%					
COLLEGE OF ENGINEERING & TECHNOLOGY						
Center for Advanced Engineering Environments	-	-	224	94,764	317,081	889,931
Civil & Environmental Engineering	389,651	364,783	412,546	389,098	447,761	358,144
Civil & Environmental Engineering - VMASC	41,764	6,566	-	-	-	-
Civil & Environmental Engineering - VCERC	12,662	7,192	-	-	-	-
Electrical & Computer Engineering	644,279	1,050,755	1,317,005	1,610,851	1,174,396	807,834
Electrical & Computer Engineering - ARC	611,638	480,703	595,540	495,046	470,450	693,536
Electrical & Computer Engineering - Bioelectronics	400,282	161,570	263,461	917,867	1,027,431	1,951,642
Electrical & Computer Engineering - VMASC	-	57,056	100,976	252,106	500,252	3,777,390
Engineering Management	957,042	1,562,507	1,218,850	761,417	67,469	359,395
Engineering Management - VMASC	146,282	169,574	1,384,087	2,828,411	522,799	-
Engineering Management - NCSOSE	730,794	-	-	-	-	-
Modeling, Simulation & Visualization	51,558	-	-	-	-	-
Engineering Technology	776,324	536,432	389,161	395,462	147,370	138,105
Engineering Technology - ARC	30,492	64,999	86,248	88,782	-	-
Mechanical & Aerospace Engineering	1,293,941	2,354,101	1,758,908	1,428,893	1,067,408	1,460,710
Mechanical & Aerospace Engineering - ARC	117,938	47,503	168,863	167,260	-	-
Mechanical & Aerospace Engineering - VMASC	166,435	60,740	176,139	-	-	-
Mechanical & Aerospace Engineering - SSRP	-	-	-	-	-	-
Virginia Commercial Space Flight Authority	49,382,878	24,517,685	6,762,552	1,109,704	1,753,662	1,258,361
Virginia Space Flight Academy	56,354	96,219	121,471	110,356	106,571	69,865
Mid-Atlantic Institute for Space & Technology	256,734	203,015	797,849	1,354,151	2,192,574	747,745
Dean's Office	398,815	433,946	207,210	270,281	442,766	134,277
Dean's Office - ARC	-	20,754	39,608	38,347	-	-
College Total	\$ 56,465,863	\$ 32,196,100	\$ 15,800,698	\$ 12,312,776	\$ 10,237,990	\$ 12,661,915
% Change from prior year	75.38%	103.76%	28.33%	20.27%	-19.14%	22.05%
Average yearly increase (decrease)	69.19%					

SCHEDULE 1
OLD DOMINION UNIVERSITY RESEARCH FOUNDATION
SUMMARY OF SPONSORED PROGRAM ACTIVITY

(MEASURED BY EXPENDITURES INCURRED)
FISCAL YEAR 2011 THROUGH FISCAL YEAR 2006

	FY 11	FY 10	FY 09	FY 08	FY 07	FY 06
COLLEGE OF HEALTH SCIENCES						
Community & Environmental Health	\$ 297,653	\$ 249,497	\$ 220,894	\$ 96,314	\$ 49,664	\$ 101,652
Community & Environmental Health - SSRC	-	-	-	1,557	-	7,844
Community & Environmental Health - VMASC	-	77,583	63,266	41,575	-	-
Dental Hygiene	83,879	125,411	91,004	51,665	18,733	14,986
Medical Laboratory & Radiation Sciences	8,497	15,726	19,458	70,376	37,616	-
Medical Laboratory & Radiation Sciences - Bioelectrics	1,515,678	1,032,746	472,285	958	958	-
Medical Laboratory & Radiation Sciences - VMASC	-	11,342	40,325	8,003	24,910	-
Nursing	701,203	533,702	539,373	362,137	488,643	406,811
Physical Therapy	69,079	60,986	103,022	60,825	54,138	-
Dean's Office	1,182	1,118	60,138	121,411	95,269	138,608
College Total	\$ 2,677,171	\$ 2,108,111	\$ 1,609,775	\$ 812,306	\$ 751,488	\$ 669,901
% Change from prior year	26.99%	30.96%	98.17%	8.09%	12.18%	15.56%
Average yearly increase (decrease)	59.93%					
COLLEGE OF SCIENCES						
Biological Sciences	2,214,734	\$ 2,276,708	\$ 2,083,372	\$ 2,193,431	\$ 2,267,911	\$ 1,930,527
Biological Sciences - Bioelectrics	135,409	-	4,748	-	-	-
Biological Sciences - VMASC	86,042	-	-	-	-	-
Biological Sciences - VCERC	25,324	14,364	-	-	-	-
Center for Coastal Physical Oceanography	1,277,236	1,060,131	868,182	922,097	1,094,736	1,147,248
Center for Coastal Physical Oceanography - SSRP	117,335	-	45,794	112,941	73,265	134,807
Center for Computational Science	-	-	108,664	222,807	246,327	53,658
Chemistry and Biochemistry	1,891,124	1,486,940	1,499,396	1,742,679	1,734,386	1,368,016
Chemistry and Biochemistry - VCERC	598,453	980,231	1,259,570	855,308	-	-
Computer Science	1,242,474	1,078,741	1,063,960	1,205,207	1,005,430	1,194,615
Mathematics and Statistics	539,225	802,198	632,000	551,191	485,554	364,404
Mathematics and Statistics - SSRP	-	-	-	-	21,336	143,403
Ocean, Earth & Atmospheric Sciences	2,706,297	2,336,580	2,702,650	2,804,667	1,961,042	1,701,548
Ocean, Earth & Atmospheric Sciences - SSRP	304,710	200,660	162,633	158,457	103,037	310,142
Ocean, Earth & Atmospheric Sciences - Bioelectrics	-	-	14,067	6,539	-	-
Physics	2,660,860	2,121,443	1,919,102	1,727,286	1,368,251	1,575,621
Physics - ARC	1,390	5,807	19,240	-	-	-
Psychology	1,133,080	676,795	622,539	685,130	697,430	766,281
Psychology - Bioelectrics	63,191	-	-	-	-	-
Psychology - VMASC	7,260	31,170	9,074	15,176	36,003	289,878
Dean's Office	4,563	6,215	14,609	-	181	6,659
College Total	\$ 15,008,707	\$ 13,078,003	\$ 13,029,620	\$ 13,202,916	\$ 11,094,889	\$ 10,986,807
% Change from prior year	14.76%	0.37%	-1.31%	19.00%	0.98%	10.90%
Average yearly increase (decrease)	7.32%					

SCHEDULE 1
OLD DOMINION UNIVERSITY RESEARCH FOUNDATION
SUMMARY OF SPONSORED PROGRAM ACTIVITY

(MEASURED BY EXPENDITURES INCURRED)

FISCAL YEAR 2011 THROUGH FISCAL YEAR 2006

	FY 11	FY10	FY 09	FY 08	FY 07	FY 06
OFFICE OF RESEARCH AND OTHER UNITS						
Office of Research	\$ 1,000	\$ 27,924	\$ -	\$ 15,332	\$ 111,650	\$ 199,568
VMASC: Virginia Modeling, Analysis & Simulation Center	7,730,181	7,252,718	6,273,554	5,597,514	7,034,562	4,683,165
Frank Reidy Research Center for Bioelectronics	976,348	1,093,686	1,316,054	311,949	59,490	-
Office of Distance Learning	411,788	306,911	229,333	752,312	141,183	-
ODU Business Gateway	255,148	240,260	412,080	403,912	321,299	71,265
Association for Consortium Leadership	78,187	56,286	42,982	45,600	48,696	41,187
National University Teleconference Network	-	-	39	11,113	85,043	118,252
Virginia Tidewater Consortium for Higher Education	759,734	519,232	497,102	478,798	452,144	481,811
Virginia Space Grant Consortium	4,327,100	3,285,165	3,014,328	3,061,674	3,484,182	2,209,435
Miscellaneous ODU Units	677,383	638,197	452,825	(1,769)	13,857	15,640
Total Other Units	\$ 15,216,869	\$ 13,420,379	\$ 12,238,297	\$ 10,676,435	\$ 11,732,106	\$ 7,820,323
% Change from prior year	13.39%	9.66%	14.63%	-9.00%	50.02%	-39.73%
Average yearly increase (decrease)	18.92%					
GRAND TOTAL	\$ 95,728,445	\$ 67,289,626	\$ 48,334,547	\$ 43,060,935	\$ 39,778,346	\$ 37,662,506
% CHANGE FROM PRIOR YEAR	42.26%	39.22%	12.25%	8.25%	5.62%	-1.62%
Average yearly increase (decrease)	30.83%					

SCHEDULE 1

SCHEDULE 2

SCHEDULE 3

SCHEDULE 4

SCHEDULE 5

SCHEDULE 6

SCHEDULE 2

Summary of Sponsored Program Activity

Major Funding Source

Fiscal Year 2011 through Fiscal Year 2007

SCHEDULE 2
OLD DOMINION UNIVERSITY RESEARCH FOUNDATION
SUMMARY OF SPONSORED PROGRAM ACTIVITY BY MAJOR FUNDING SOURCE
 (MEASURED BY EXPENDITURES INCURRED)
FISCAL YEAR 2011 THROUGH FISCAL YEAR 2007

FUNDING SOURCE / AGENCY	FY11		FY10		FY09		FY08		FY07	
	Amount	Percent of Total	Amount	Percent of Total	Amount	Percent of Total	Amount	Percent of Total	Amount	Percent of Total
FEDERAL										
National Aeronautics & Space Administration	\$ 27,558,102	28.8%	\$ 8,431,234	12.5%	\$ 3,828,848	7.9%	\$ 4,895,965	11.4%	\$ 7,215,504	18.1%
National Science Foundation	7,276,280	7.6%	5,963,890	8.9%	5,270,765	10.9%	4,961,984	11.5%	4,001,034	10.1%
U.S. Department of The Navy	5,342,632	5.6%	5,926,338	8.8%	5,974,913	12.4%	7,232,693	16.8%	6,743,255	17.0%
U.S. Department of Health & Human Services	3,722,176	3.9%	2,784,319	4.1%	1,620,916	3.4%	1,139,632	2.6%	956,109	2.4%
U.S. Department of Energy	1,561,562	1.6%	1,228,359	1.8%	916,187	1.9%	1,052,335	2.4%	1,022,151	2.6%
U.S. Department of Defense - Other	1,541,382	1.6%	1,358,704	2.0%	828,016	1.7%	559,157	1.3%	407,372	1.0%
U.S. Department of Education	1,394,209	1.5%	818,337	1.2%	637,619	1.3%	622,999	1.4%	572,946	1.4%
U.S. Department of The Army	1,137,002	1.2%	323,851	0.5%	257,768	0.5%	236,411	0.5%	161,910	0.4%
U.S. Department of Homeland Security	1,027,702	1.1%	841,071	1.2%	674,691	1.4%	-	0.0%	-	0.0%
U.S. Department of The Air Force	290,640	0.3%	260,313	0.4%	238,778	0.5%	673,681	1.6%	1,123,328	2.8%
Library of Congress	281,385	0.3%	-	0.0%	-	0.0%	-	0.0%	-	0.0%
National Oceanic & Atmospheric Administration	226,049	0.2%	188,541	0.3%	83,519	0.2%	65,328	0.2%	173,449	0.4%
Federal Aviation Administration	188,688	0.2%	226,920	0.3%	146,151	0.3%	178,757	0.4%	96,204	0.2%
Institut of Museum and Library SVC	148,748	0.2%	194,039	0.3%	220,298	0.5%	269,082	0.6%	259,955	0.7%
U.S. Department of Transportation	137,806	0.1%	-	0.0%	-	0.0%	-	0.0%	-	0.0%
Small Business Administration	115,258	0.1%	5,223	0.0%	-	0.0%	-	0.0%	-	0.0%
U.S. Marine Corp	-	0.0%	549,168	0.8%	759,002	1.6%	1,159,816	2.7%	270,180	0.7%
Other Federal	148,806	0.2%	131,769	0.2%	250,901	0.5%	67,938	0.2%	316,692	0.8%
SUBTOTAL FEDERAL	\$ 52,098,427	54.4%	\$ 29,234,076	43.4%	\$ 21,708,372	44.9%	\$ 23,115,778	53.7%	\$ 23,320,089	58.6%
STATE & LOCAL GOVERNMENT AND AGREEMENTS WITH OTHER UNIVERSITIES										
Virginia General Assembly	\$ 9,210,900	9.6%	\$ 11,854,571	17.6%	\$ 5,690,558	11.8%	\$ 87,850	0.2%	\$ 102,956	0.3%
Old Dominion University - See Note	4,842,012	5.1%	5,572,124	8.3%	6,216,801	12.9%	5,630,624	13.1%	4,246,733	10.7%
Virginia Department of Environmental Quality	1,243,321	1.3%	997,988	1.5%	1,111,449	2.3%	1,063,723	2.4%	1,055,371	2.7%
Virginia Department of Emergency Management	595,526	0.6%	-	0.0%	4,955	0.0%	339,187	0.8%	-	0.0%
State Council of Higher Education for Virginia	419,977	0.4%	45,900	0.1%	174,462	0.4%	194,500	0.5%	144,750	0.4%
Virginia Marine Resources Commission	368,298	0.4%	293,042	0.4%	324,185	0.7%	345,165	0.8%	374,988	0.9%
Virginia Department of Motor Vehicles	210,070	0.2%	155,253	0.2%	144,147	0.3%	108,664	0.3%	65,036	0.2%
Virginia Tobacco Commission	170,839	0.2%	213,734	0.3%	-	0.0%	-	0.0%	-	0.0%
Hampton Public Schools	161,706	0.2%	118,523	0.2%	39,383	0.1%	-	0.0%	-	0.0%
Virginia Institute of Marine Sciences	161,333	0.2%	314,388	0.5%	148,315	0.3%	102,756	0.2%	-	0.0%
Eastern Virginia Medical School	160,853	0.2%	317,591	0.5%	394,078	0.8%	716,366	1.7%	488,957	1.2%
Virginia Department of Transportation	156,677	0.2%	132,945	0.2%	24,926	0.1%	-	0.0%	-	0.0%
University of Toledo	138,199	0.1%	-	0.0%	-	0.0%	-	0.0%	-	0.0%
Virginia Tech	99,963	0.1%	-	0.0%	49,222	0.1%	-	0.0%	77,645	0.2%
Florida Fish and Wildlife Conservation Commission	99,375	0.1%	130,153	0.2%	57,949	0.1%	107,799	0.3%	12,174	0.0%
State University of New Jersey	89,376	0.1%	125,029	0.2%	156,103	0.3%	-	0.0%	38,444	0.1%
City of Norfolk	85,569	0.1%	178,110	0.3%	138,119	0.3%	82,073	0.2%	65,473	0.2%
Worcester County	80,194	0.1%	197,572	0.3%	212,835	0.4%	103,919	0.2%	68,827	0.2%
University of California	72,189	0.1%	127,729	0.2%	109,823	0.2%	98,144	0.2%	61,867	0.2%
Other State & Local	1,069,195	1.1%	2,076,258	3.1%	2,246,642	4.6%	3,031,047	7.0%	3,193,518	8.0%
SUBTOTAL STATE & LOCAL	\$ 19,435,582	20.3%	\$ 22,850,910	34.0%	\$ 17,243,952	35.7%	\$ 12,001,817	27.9%	\$ 9,996,739	25.1%

SCHEDULE 2
OLD DOMINION UNIVERSITY RESEARCH FOUNDATION
SUMMARY OF SPONSORED PROGRAM ACTIVITY BY MAJOR FUNDING SOURCE
(MEASURED BY EXPENDITURES INCURRED)
FISCAL YEAR 2011 THROUGH FISCAL YEAR 2007

FUNDING SOURCE / AGENCY	FY11		FY10		FY09		FY08		FY07	
	Amount	Percent of Total	Amount	Percent of Total	Amount	Percent of Total	Amount	Percent of Total	Amount	Percent of Total
PRIVATE AND OTHER SPONSORS										
Orbital Sciences Corporation	\$ 15,842,961	16.5%	7,187,177	10.7%	\$ 180,000	0.4%	\$ -	0.0%	\$ -	0.0%
National Institute of Aerospace	1,458,507	1.5%	1,316,689	2.0%	1,805,084	3.7%	1,661,402	3.9%	1,424,834	3.6%
Jefferson Science Associates	1,140,203	1.2%	809,071	1.2%	673,407	1.4%	782,873	1.8%	554,193	1.4%
Lockheed Martin Corporation	630,362	0.7%	-	0.0%	-	0.0%	-	0.0%	-	0.0%
ITA International, Inc.	408,058	0.4%	305,694	0.5%	178,622	0.4%	843,091	2.0%	142,783	0.4%
General Command of Gandarme	262,404	0.3%	273,213	0.4%	109,104	0.2%	118,141	0.3%	90,346	0.2%
VMASC Memberships	253,971	0.3%	209,376	0.3%	134,084	0.3%	73,306	0.2%	146,699	0.4%
Advanced Anti-Terror Technologies, Inc.	246,212	0.3%	237,485	0.4%	92,495	0.2%	32,353	0.1%	-	0.0%
World Conservation Union	214,062	0.2%	177,419	0.3%	231,092	0.5%	254,709	0.6%	160,096	0.4%
American Diabetes Association	177,483	0.2%	186,856	0.3%	154,408	0.3%	58,669	0.1%	78,876	0.2%
Oak Ridge Associated Universities	174,232	0.2%	-	0.0%	-	0.0%	-	0.0%	-	0.0%
Genedge Alliance (formerly Philpott Manufacturing)	139,890	0.1%	158,207	0.2%	133,838	0.3%	150,000	0.3%	219,044	0.6%
Niowave, Inc.	113,670	0.1%	-	0.0%	-	0.0%	-	0.0%	-	0.0%
Raytheon Company	113,281	0.1%	-	0.0%	-	0.0%	-	0.0%	-	0.0%
Tetra Tech, Inc.	111,221	0.1%	-	0.0%	-	0.0%	-	0.0%	-	0.0%
Battelle National Biodefense Institute	109,261	0.1%	56,790	0.1%	-	0.0%	-	0.0%	-	0.0%
Systems Engineering Solutions, Inc.	108,597	0.1%	-	0.0%	68,939	0.1%	-	0.0%	-	0.0%
Intrexon Corporation	90,256	0.1%	130,563	0.2%	-	0.0%	-	0.0%	-	0.0%
National Space Grant Consortium	85,038	0.1%	20,000	0.0%	110,250	0.2%	132,551	0.3%	75,632	0.2%
General Dynamics	60,483	0.1%	332,548	0.5%	345,089	0.7%	159,581	0.4%	157,357	0.4%
Magne Motion, Incorporated	57,428	0.1%	124,579	0.2%	243,847	0.5%	18,578	0.0%	-	0.0%
Muons, Inc.	57,007	0.1%	111,071	0.2%	75,914	0.2%	42,435	0.1%	28,228	0.1%
Opportunity, Inc.	51,267	0.1%	183,674	0.3%	-	0.0%	-	0.0%	-	0.0%
Bioelectrics, Inc.	42,215	0.0%	84,167	0.1%	73,619	0.2%	32,177	0.1%	122,652	0.3%
Other Private Sponsors	2,246,367	2.3%	3,300,051	4.9%	4,772,433	9.9%	3,581,574	8.3%	3,260,678	8.2%
SUBTOTAL PRIVATE	\$ 24,194,436	25.3%	15,204,640	22.6%	\$ 9,382,223	19.4%	\$ 7,943,340	18.4%	\$ 6,461,518	16.2%
TOTAL	\$ 95,728,445	100.0%	67,289,626	100.0%	\$ 48,334,547	100.0%	\$ 43,060,935	100.0%	\$ 39,778,345	100.0%

Note: Certain agencies require direct award to Old Dominion University. The following represents the expenditures by agency on projects passed through by the University.

Old Dominion University pass through from:										
Virginia Department Of Education	\$ 3,516,430	3.7%	3,865,186	5.7%	\$ 3,685,220	7.6%	\$ 3,441,821	8.0%	\$ 3,331,947	8.4%
Virginia General Assembly	1,039,823	1.1%	1,276,459	1.9%	2,261,112	4.7%	1,837,022	4.3%	676,087	1.7%
State Council of Higher Education for Virginia	55,308	0.1%	170,526	0.3%	101,948	0.2%	-	0.0%	-	0.0%
Virginia Department Of Mental Health & Retardation	53,387	0.1%	56,369	0.1%	68,088	0.1%	49,235	0.1%	38,893	0.1%
Virginia Department Of Health	39,966	0.0%	17,663	0.0%	38,709	0.1%	50,773	0.2%	77,977	0.2%
Virginia Department of Motor Vehicles	29,446	0.0%	63,734	0.1%	15,666	0.0%	-	0.0%	-	0.0%
Other ODU	107,652	0.1%	122,187	0.2%	46,058	0.1%	251,773	0.6%	121,829	0.3%
Old Dominion University Total	\$ 4,842,012	5.1%	5,572,124	8.3%	\$ 6,216,801	12.9%	\$ 5,630,624	13.1%	\$ 4,246,733	10.7%

Note: Certain prior year amounts have been restated to be consistent with current year presentation.

SCHEDULE 1

SCHEDULE 2

SCHEDULE 3

SCHEDULE 4

SCHEDULE 5

SCHEDULE 6

SCHEDULE 3

**Comparison of Direct Cost, Indirect Cost and
Effective Indirect Cost Rates**

Fiscal Year 2011 through Fiscal Year 2009

SCHEDULE 3
OLD DOMINION UNIVERSITY RESEARCH FOUNDATION
REPORT OF SPONSORED PROGRAM ACTIVITY
DIRECT COST, INDIRECT COST AND EFFECTIVE INDIRECT COST RATE
(MEASURED BY EXPENDITURES INCURRED)
FISCAL YEAR 2011 THROUGH FISCAL YEAR 2009

	Fiscal Year 2011			Fiscal Year 2010			Fiscal Year 2009		
	TOTAL DIRECT COSTS	TOTAL INDIRECT COSTS	Effective Indirect Cost Rate	TOTAL DIRECT COSTS	TOTAL INDIRECT COSTS	Effective Indirect Cost Rate	TOTAL DIRECT COSTS	TOTAL INDIRECT COSTS	Effective Indirect Cost Rate
COLLEGE OF ARTS AND LETTERS									
Dean's Office	\$ 22,100	\$ 645	2.9%	\$ 4,260	\$ 322	7.6%	\$ -	\$ -	0.0%
Art	-	-	0.0%	2,125	-	0.0%	-	-	0.0%
Communication and Theatre Arts	-	-	0.0%	-	-	0.0%	4,000	-	0.0%
English	69,927	1,292	1.8%	4,103	-	0.0%	5,774	-	0.0%
Foreign Languages/Literatures	-	-	0.0%	-	-	0.0%	1,954	821	42.0%
History	63,748	1,721	2.7%	80,337	1,742	2.2%	12,045	3,132	26.0%
International Studies	4,338	304	7.0%	-	-	0.0%	-	-	0.0%
Music	-	-	0.0%	-	-	0.0%	2,150	-	0.0%
Political Science & Geography	62,512	8,232	13.2%	21,521	6,592	30.6%	15,656	5,808	37.1%
Political Science & Geography - VMASC	4,648	-	0.0%	-	-	0.0%	-	-	0.0%
Sociology & Criminal Justice	214,881	42,527	19.8%	317,099	42,530	13.4%	276,095	37,150	13.5%
Social Science Research Center	190,988	42,319	22.2%	130,369	24,606	18.9%	204,825	20,333	9.9%
College Total	\$ 633,142	\$ 97,040	15.3%	\$ 559,814	\$ 75,792	13.5%	\$ 522,499	\$ 67,244	12.9%
COLLEGE OF BUSINESS AND PUBLIC ADMINISTRATION									
Business Administration	\$ 16,712	\$ 303	1.8%	\$ 9,753	\$ 736	7.5%	\$ 3,436	\$ 1,442	42.0%
Economics	60,617	30,128	49.7%	75,327	30,199	40.1%	41,559	17,454	42.0%
Information Systems / Decision Sciences	122,244	45,514	37.2%	126,642	46,848	37.0%	52,023	21,849	42.0%
College Total	\$ 199,573	\$ 75,945	38.1%	\$ 211,722	\$ 77,783	36.7%	\$ 97,018	\$ 40,745	42.0%
COLLEGE OF EDUCATION									
Dean's Office	\$ 421,099	\$ 28,202	6.7%	\$ 366,383	\$ 34,400	9.4%	\$ 480,422	\$ 51,525	10.7%
Communication Disorders and Special Education	3,017,882	230,931	7.7%	3,047,159	227,903	7.5%	2,873,639	199,444	6.9%
Counseling and Human Services	109,363	1,544	1.4%	87,150	355	0.4%	-	-	0.0%
Educational Foundations and Leadership	357,255	44,443	12.4%	426,590	58,180	13.6%	196,364	20,482	10.4%
Human Movement Sciences	161,032	24,767	15.4%	273,386	55,033	20.2%	263,754	53,632	20.3%
STEM Education and Professional Studies	299,250	22,722	7.6%	273,951	29,464	10.8%	118,145	10,517	8.9%
STEM Education and Professional Studies - VMASC	25,961	4,923	19.0%	10,901	1,090	10.0%	3,500	1,750	50.0%
Teaching and Learning	502,397	102,364	20.4%	560,791	110,186	19.6%	564,463	90,994	16.1%
College Total	\$ 4,894,239	\$ 459,896	9.4%	\$ 5,045,311	\$ 516,611	10.2%	\$ 4,500,307	\$ 428,344	9.5%

SCHEDULE 3
OLD DOMINION UNIVERSITY RESEARCH FOUNDATION
REPORT OF SPONSORED PROGRAM ACTIVITY
DIRECT COST, INDIRECT COST AND EFFECTIVE INDIRECT COST RATE
(MEASURED BY EXPENDITURES INCURRED)
FISCAL YEAR 2011 THROUGH FISCAL YEAR 2009

	Fiscal Year 2011			Fiscal Year 2010			Fiscal Year 2009			Effective Indirect Cost Rate
	TOTAL DIRECT COSTS	TOTAL INDIRECT COSTS	TOTAL PROJECT COSTS	TOTAL DIRECT COSTS	TOTAL INDIRECT COSTS	TOTAL PROJECT COSTS	TOTAL DIRECT COSTS	TOTAL INDIRECT COSTS	TOTAL PROJECT COSTS	
COLLEGE OF ENGINEERING										
Dean's Office	\$ 376,575	\$ 22,240	\$ 398,815	\$ 404,673	\$ 29,273	\$ 433,946	\$ 186,850	\$ 20,360	\$ 207,210	10.9%
Dean's Office - ARC	-	-	-	14,616	6,138	20,754	29,104	10,504	39,608	36.1%
Center for Advanced Engineering Environments	-	-	-	-	-	-	-	-	-	-
Civil & Environmental Engineering	319,402	70,249	389,651	301,521	63,262	364,783	158	66	224	41.6%
Civil & Environmental Engineering - VMASC	32,653	9,111	41,764	4,624	1,942	6,566	334,304	78,242	412,546	23.4%
Civil & Environmental Engineering - VCERC	10,049	2,613	12,662	5,708	1,484	7,192	-	-	-	0.0%
Electrical & Computer Engineering	515,179	129,100	644,279	825,781	224,974	1,050,755	1,023,370	293,635	1,317,005	28.7%
Electrical & Computer Engineering - ARC	456,246	155,392	611,638	353,568	127,135	480,703	470,324	125,216	595,540	26.6%
Electrical & Computer Engineering - Bioelectrics	274,381	125,901	400,282	125,622	35,948	161,570	201,352	62,099	263,461	30.8%
Electrical & Computer Engineering - VMASC	-	-	-	40,523	16,533	57,056	78,311	22,665	100,976	28.9%
Engineering Management	765,212	191,830	957,042	1,235,695	326,812	1,562,507	957,553	261,297	1,218,850	27.3%
Engineering Management - VMASC	108,110	38,172	146,282	119,405	50,169	169,574	1,194,637	189,450	1,384,087	15.9%
Engineering Management - NCSOSE	519,092	211,702	730,794	1,116,290	276,647	1,392,937	-	-	-	0.0%
Mechanical & Aerospace Engineering	1,017,384	276,557	1,293,941	2,047,215	306,886	2,354,101	1,472,104	286,804	1,758,908	19.5%
Mechanical & Aerospace Engineering - ARC	113,771	4,167	117,938	35,466	12,037	47,503	125,612	43,251	168,863	34.4%
Mechanical & Aerospace Engineering - VMASC	111,707	54,728	166,435	43,458	17,282	60,740	124,444	51,695	176,139	41.5%
Engineering Technology	615,337	160,987	776,324	427,856	108,576	536,432	313,606	75,555	389,161	24.1%
Engineering Technology - ARC	37,001	10,164	47,165	47,051	17,948	64,999	63,810	22,438	86,248	35.2%
Virginia Commercial Space Flight Authority	49,032,344	350,534	49,382,878	24,395,216	122,469	24,517,685	6,715,179	47,373	6,762,552	0.7%
Virginia Space Flight Academy	56,354	-	56,354	96,219	-	96,219	121,471	-	121,471	0.0%
Mid-Atlantic Institute for Space & Technology	256,638	96	256,734	196,529	6,486	203,015	792,399	5,450	797,849	0.7%
College Total	\$ 54,637,763	\$ 1,828,100	\$ 56,465,863	\$ 30,720,746	\$ 1,475,354	\$ 32,196,100	\$ 14,204,598	\$ 1,596,100	\$ 15,800,698	11.2%
COLLEGE OF HEALTH SCIENCES										
Dean's Office	\$ 1,182	\$ -	\$ 1,182	\$ 1,118	\$ -	\$ 1,118	\$ 44,549	\$ 15,589	\$ 60,138	35.0%
Community & Environmental Health	204,023	93,630	297,653	192,124	57,373	249,497	180,634	40,260	220,894	22.3%
Community & Environmental Health - VMASC	-	-	-	68,187	9,396	77,583	55,259	8,007	63,266	14.5%
Dental Hygiene	59,708	24,171	83,879	98,302	27,109	125,411	78,105	12,899	91,004	16.5%
Medical Laboratory & Radiation Sciences	8,241	256	8,497	12,481	3,245	15,726	19,468	-	19,468	0.0%
Medical Laboratory & Radiation Sciences - Bioelectrics	1,032,453	483,225	1,515,678	700,075	332,671	1,032,746	332,562	139,723	472,285	42.0%
Medical Laboratory & Radiation Sciences - VMASC	-	-	-	11,342	-	11,342	38,925	1,400	40,325	3.6%
Nursing	653,432	47,771	701,203	499,535	34,167	533,702	505,907	33,466	539,373	6.6%
Physical Therapy	58,694	10,385	69,079	51,941	9,045	60,986	100,173	2,849	103,022	2.8%
College Total	\$ 2,017,733	\$ 659,438	\$ 2,677,171	\$ 1,635,105	\$ 473,006	\$ 2,108,111	\$ 1,355,592	\$ 254,193	\$ 1,609,775	18.6%

SCHEDULE 3
OLD DOMINION UNIVERSITY RESEARCH FOUNDATION
REPORT OF SPONSORED PROGRAM ACTIVITY
DIRECT COST, INDIRECT COST AND EFFECTIVE INDIRECT COST RATE
(MEASURED BY EXPENDITURES INCURRED)
FISCAL YEAR 2011 THROUGH FISCAL YEAR 2009

	Fiscal Year 2011				Fiscal Year 2010				Fiscal Year 2009			
	TOTAL DIRECT COSTS	TOTAL INDIRECT COSTS	TOTAL PROJECT COSTS	Effective Indirect Cost Rate	TOTAL DIRECT COSTS	TOTAL INDIRECT COSTS	TOTAL PROJECT COSTS	Effective Indirect Cost Rate	TOTAL DIRECT COSTS	TOTAL INDIRECT COSTS	TOTAL PROJECT COSTS	Effective Indirect Cost Rate
COLLEGE OF SCIENCES												
Dean's Office	\$ 4,434	\$ 129	\$ 4,563	2.9%	\$ 4,583	\$ 1,632	\$ 6,215	35.6%	\$ 10,288	\$ 4,321	\$ 14,609	42.0%
Biological Sciences	1,905,702	309,032	2,214,734	16.2%	1,967,538	309,170	2,276,708	15.7%	1,753,487	329,885	2,083,372	18.8%
Biological Sciences - CBE	89,603	45,806	135,409	51.1%	-	-	-	0.0%	3,165	1,583	4,748	50.0%
Biological Sciences - VMASC	74,158	11,884	86,042	16.0%	-	-	-	-	-	-	-	-
Biological Sciences - VCERC	20,098	5,226	25,324	26.0%	11,416	2,968	14,384	26.0%	-	-	-	0.0%
Center for Computational Science	-	-	-	0.0%	-	-	-	0.0%	-	-	-	0.0%
Center for Coastal Physical Oceanography - SSRP	990,108	287,128	1,277,236	29.0%	792,461	267,670	1,060,131	33.8%	78,797	29,887	108,684	37.9%
Chemistry and Biochemistry	78,462	38,873	117,335	49.5%	-	-	-	-	652,854	215,328	868,182	33.0%
Chemistry and Biochemistry - VCERC	1,565,710	325,414	1,891,124	20.8%	1,200,373	286,567	1,486,940	23.9%	32,223	13,571	45,794	42.1%
Computer Sciences	471,101	127,352	598,453	27.0%	833,651	146,580	980,231	17.6%	1,191,024	308,372	1,499,396	25.9%
Mathematics & Statistics	921,676	320,798	1,242,474	34.8%	823,374	250,367	1,073,741	30.2%	1,054,722	204,848	1,259,570	19.4%
Ocean, Earth & Atmospheric Sciences	432,266	106,959	539,225	24.7%	649,276	152,922	802,198	23.6%	829,742	234,218	1,063,960	28.2%
Ocean, Earth & Atmospheric Sciences - SSRP	1,929,806	776,491	2,706,297	40.2%	1,729,559	607,021	2,336,580	35.1%	499,930	132,070	632,000	26.4%
Ocean, Earth & Atmospheric Sciences - CBE	222,245	82,465	304,710	37.1%	144,336	56,324	200,660	39.0%	2,099,289	603,361	2,702,650	28.7%
Physics	2,198,350	462,510	2,660,860	21.0%	1,760,060	361,383	2,121,443	20.5%	116,642	45,991	162,633	39.4%
Physics - ARC	1,390	-	1,390	0.0%	4,609	1,198	5,807	26.0%	9,906	4,161	14,067	42.0%
Psychology	866,482	266,618	1,133,080	30.8%	521,781	155,014	676,795	29.7%	1,620,953	298,149	1,919,102	18.4%
Psychology - CBE	41,815	21,376	63,191	51.1%	-	-	-	-	15,727	3,513	19,240	22.3%
Psychology - VMASC	5,761	1,489	7,250	26.0%	24,738	6,432	31,170	26.0%	486,984	135,545	622,539	27.8%
College Total	\$ 11,819,147	\$ 3,189,560	\$ 15,008,707	27.0%	\$ 10,472,755	\$ 2,605,248	\$ 13,078,003	24.9%	\$ 10,462,133	\$ 2,567,487	\$ 13,029,620	24.5%
OFFICE OF RESEARCH AND OTHER ACTIVITY												
Office of Research	\$ 1,000	-	\$ 1,000	0.0%	27,924	-	27,924	0.0%	-	-	-	0.0%
Frank Reidy Research Center for Bioelectronics	710,388	265,960	976,348	37.4%	878,054	215,632	1,093,686	24.6%	1,074,584	241,470	1,316,054	22.5%
Virginia Modeling, Analysis and Simulation Center	6,199,668	1,530,513	7,730,181	24.7%	5,936,704	1,316,014	7,252,718	22.2%	5,151,616	1,121,938	6,273,554	21.8%
Office of Distance Learning	291,095	120,693	411,788	41.5%	219,999	86,912	306,911	39.5%	163,913	65,420	229,333	39.9%
ODU Business Gateway	231,365	23,783	255,148	10.3%	162,352	77,908	240,260	48.0%	189,841	222,239	412,080	117.1%
Virginia Space Grant Consortium	3,746,763	580,337	4,327,100	15.5%	2,766,240	518,925	3,285,165	18.8%	2,691,512	322,816	3,014,328	12.0%
Virginia Tidewater Consortium for Higher Education	720,766	38,968	759,734	5.4%	483,714	35,518	519,232	7.3%	460,340	36,762	497,102	8.0%
National University Teleconference Network	-	-	-	0.0%	-	-	-	0.0%	39	-	39	0.0%
Association for Consortium Leadership	75,229	2,958	78,187	3.9%	54,121	2,165	56,286	4.0%	41,329	1,653	42,982	4.0%
Miscellaneous ODU Units	636,013	41,370	677,383	6.5%	598,797	39,400	638,197	6.6%	420,911	31,914	452,825	7.6%
College Total Other Units	\$ 12,612,287	\$ 2,604,682	\$ 15,216,969	20.7%	\$ 11,127,905	\$ 2,292,474	\$ 13,420,379	20.6%	\$ 10,194,085	\$ 2,044,212	\$ 12,238,297	20.1%
GRAND TOTAL	\$ 86,813,884	\$ 8,914,561	\$ 95,728,445	10.3%	\$ 59,773,358	\$ 7,516,268	\$ 67,289,626	12.6%	\$ 41,336,222	\$ 6,998,325	\$ 48,334,547	16.9%

SSRP= self supporting research program

SCHEDULE 1

SCHEDULE 2

SCHEDULE 3

SCHEDULE 4

SCHEDULE 5

SCHEDULE 6

SCHEDULE 4

Sponsored Program Activity

Individual Project Listing

Fiscal Year 2011

SCHEDULE 4
OLD DOMINION UNIVERSITY RESEARCH FOUNDATION
SPONSORED PROGRAM ACTIVITY BY INDIVIDUAL PROJECT
(MEASURED BY EXPENDITURES INCURRED)
FOR FISCAL YEAR 2011

PROJECT NUMBER	SPONSORING AGENCY	PRINCIPAL INVESTIGATOR / PROJECT DIRECTOR	PROJECT DIRECT COST					PROJECT IDC AND FEES			EFFECTIVE INDIRECT COST RATE	CENTER
			PERSONNEL AND FRINGE BENEFITS	SUPPLIES, CONTRACTUAL, GENERAL, & TRAVEL	EQUIPMENT	SUBCONTRACTS, CONSTRUCTION, TUITION & OTHER	TOTAL DIRECT COSTS	REIMBURSED INDIRECT COSTS	TOTAL SPECIAL FEES	TOTAL PROJECT COSTS		
Dean's Office												
397561	* US DEPT OF EDUCATION	WOJOWICZ, R.	5,153	2,908	33	14,006	22,100	645	-	-	22,745	TRAD
			5,153	2,908	33	14,006	22,100	645	-	-	22,745	2.92%
English												
397561	* US DEPT OF EDUCATION	BOSTIC, T.	10,323	5,826	65	28,055	44,289	1,292	-	-	45,581	TRAD
513541	* ODU	GOSSETT, K.	10,476	363	-	-	10,829	-	-	-	10,829	TRAD
505021	* VA COMMISSION OF THE ARTS	PEARSON, M.	-	1,500	-	-	1,500	-	-	-	1,500	TRAD
505551	* ODU	PEARSON, M.	-	500	-	-	500	-	-	-	500	TRAD
505021	* VA COMMISSION OF THE ARTS	PEERY, J.	-	1,500	-	-	1,500	-	-	-	1,500	TRAD
505551	* ODU	PEERY, J.	-	500	-	-	500	-	-	-	500	TRAD
513541	* ODU	POTTS, L.	10,476	353	-	-	10,829	-	-	-	10,829	TRAD
			31,275	10,532	65	28,055	69,927	1,292	-	-	71,219	1.85%
History												
796911	AMER.COUNCIL/LEARNED SOCIETIES	CARHART, M.	-	-	-	-	-	-	-	-	-	TRAD
797221	FREIBURG INSTITUTE - ADV STUDY	CARHART, M.	4,610	-	-	159	4,769	-	-	-	4,769	TRAD
397561	* US DEPT OF EDUCATION	FINLEY-CROSSWHITE, A.	5,153	2,908	33	14,006	22,100	645	-	-	22,745	TRAD
397561	* US DEPT OF EDUCATION	GREENE, D.	8,600	4,853	54	23,372	36,879	1,076	-	-	37,955	TRAD
			18,363	7,761	87	37,537	63,748	1,721	-	-	65,469	2.70%
Political Science and Geography												
360591	NATL SCIENCE FOUNDATION	CHEN, J.	-	100	-	-	100	42	-	-	142	TRAD
397561	* US DEPT OF EDUCATION	CHEN, J.	10,323	5,826	65	28,055	44,269	1,292	-	-	45,561	TRAD
516851	* ODU	FINEWOOD, M.	2,174	-	-	-	2,174	-	-	-	2,174	TRAD
306431	* US DEPT HOMELAND SECURITY	LIU, H.	13,539	256	-	-	13,795	6,898	-	-	20,693	TRAD
516851	* ODU	LIU, H.	2,174	-	-	-	2,174	-	-	-	2,174	TRAD
			28,210	6,182	65	28,055	62,512	8,232	-	-	70,744	13.17%
Political Science and Geography - VMASC: Virginia Modeling & Simulation Center												
514321	* ODU	LIU, H.	4,648	-	-	-	4,648	-	-	-	4,648	VMASC
			4,648	-	-	-	4,648	-	-	-	4,648	0.00%
Sociology and Criminal Justice												
512481	* CITY OF NORFOLK	GAINY, R.	2,863	1,524	-	-	4,387	1,140	-	-	5,527	TRAD
551641	VIRGINIA COMMONWEALTH UNIV.	PAYNE, B.	-	-	-	-	-	-	-	-	-	TRAD
307261	US INSTITUTE OF PEACE	ROTHE, D.	38,959	8,491	-	-	47,450	4,745	-	-	52,195	TRAD
512481	* CITY OF NORFOLK	TRIPLETT, R.	2,863	1,523	-	-	4,386	1,141	-	-	5,527	TRAD
354491	US PUBLIC HEALTH SERVICE	YANG, X.	45,952	22,364	64	76,662	145,042	28,693	-	-	173,735	TRAD
594001	WAYNE STATE UNIVERSITY	YANG, X.	13,616	-	-	-	13,616	6,808	-	-	20,424	TRAD
			104,253	33,902	64	76,662	214,881	42,527	-	-	257,408	19.79%
International Studies												
711021	* EUROPEAN COMMISSION	KARP, R.	77	4,261	-	-	4,338	304	-	-	4,642	TRAD
			77	4,261	-	-	4,338	304	-	-	4,642	7.01%

SCHEDULE 4
OLD DOMINION UNIVERSITY RESEARCH FOUNDATION
SPONSORED PROGRAM ACTIVITY BY INDIVIDUAL PROJECT
 (MEASURED BY EXPENDITURES INCURRED)
FOR FISCAL YEAR 2011

PROJECT NUMBER	SPONSORING AGENCY	PRINCIPAL INVESTIGATOR / PROJECT DIRECTOR	PERSONNEL AND FRINGE BENEFITS	PROJECT DIRECT COST				PROJECT IDC AND FEES			EFFECTIVE INDIRECT COST RATE	CENTER
				SUPPLIES, CONTRACTUAL, GENERAL, & TRAVEL	EQUIPMENT	SUBCONTRACTS, CONSTRUCTION, TUITION & OTHER	TOTAL DIRECT COSTS	REIMBURSED INDIRECT COSTS	TOTAL SPECIAL FEES	TOTAL PROJECT COSTS		
Social Science Research Center												
584511	ODU	CAMARENA, M.	-	-	-	4,695	4,695	234	-	-	4,929	SSRC
584513	ODU	CAMARENA, M.	-	-	19	(2,071)	19	1	-	-	20	SSRC
584771	ODU	CAMARENA, M.	-	-	6,124	(2,071)	(2,071)	(103)	-	-	(2,174)	SSRC
396311	* US PUBLIC HEALTH SERVICE	VANDECAR-BURDIN, T.	32,897	-	-	6,124	44,091	20,683	-	-	64,774	SSRC
504141	ODU	VANDECAR-BURDIN, T.	23,605	-	-	25,832	49,437	2,472	-	-	51,909	SSRC
506881	CITY OF VIRGINIA BEACH	VANDECAR-BURDIN, T.	1,500	-	-	-	1,500	750	-	-	2,250	SSRC
512171	CITY OF VIRGINIA BEACH	VANDECAR-BURDIN, T.	592	-	-	40	632	316	-	-	948	SSRC
512831	ODU	VANDECAR-BURDIN, T.	5,529	-	-	-	5,529	276	-	-	5,805	SSRC
710891	* THE CORRADINO GROUP, INC.	VANDECAR-BURDIN, T.	10,063	-	-	691	10,754	1,076	-	-	11,830	SSRC
572111	CITY OF PORTSMOUTH	YANG, X.	33,354	-	-	1,478	34,832	14,629	-	-	49,461	SSRC
584512	ODU	YANG, X.	-	-	-	-	6,277	215	-	-	6,492	SSRC
596131	ODU	YANG, X.	-	-	-	-	1,262	68	-	-	1,330	SSRC
596281	ODU	YANG, X.	-	-	-	-	2,112	106	-	-	2,218	SSRC
596282	ODU	YANG, X.	12,471	-	-	2,094	25,677	1,284	-	-	26,961	SSRC
596283	ODU	YANG, X.	4,004	-	-	2,212	6,242	312	-	-	6,554	SSRC
			124,015	46,395	20,578	190,988	42,319	233,307	22.16%			
TOTAL ARTS AND LETTERS			\$ 315,994	\$ 111,941	\$ 314	\$ 204,893	\$ 633,142	\$ 97,040	\$ -	\$ -	\$ 730,182	15.33%

SCHEDULE 4
OLD DOMINION UNIVERSITY RESEARCH FOUNDATION
SPONSORED PROGRAM ACTIVITY BY INDIVIDUAL PROJECT
 (MEASURED BY EXPENDITURES INCURRED)
FOR FISCAL YEAR 2011

PROJECT NUMBER	SPONSORING AGENCY	PRINCIPAL INVESTIGATOR / PROJECT DIRECTOR	PROJECT DIRECT COST				PROJECT IDC AND FEES			EFFECTIVE INDIRECT COST RATE	CENTER
			PERSONNEL AND FRINGE BENEFITS	SUPPLIES, CONTRACTUAL, GENERAL, & TRAVEL	EQUIPMENT	SUBCONTRACTS, CONSTRUCTION, TUITION & OTHER	TOTAL DIRECT COSTS	REIMBURSED INDIRECT COSTS	TOTAL SPECIAL FEES		
Business and Public Administration											
Information Technology & Decision Sciences											
372391	* NATL SCIENCE FOUNDATION	WU, H.	15,593	2,556	-	-	18,149	7,623	-	25,772	TRAD
372392	* NATL SCIENCE FOUNDATION	WU, H.	774	-	-	-	774	193	-	967	TRAD
372393	* NATL SCIENCE FOUNDATION	WU, H.	7,223	737	-	-	7,960	3,981	-	11,941	TRAD
373501	* NATL SCIENCE FOUNDATION	WU, H.	56,311	18,582	-	-	74,893	31,455	-	106,348	TRAD
373502	* NATL SCIENCE FOUNDATION	WU, H.	9,047	-	-	-	9,047	2,262	-	11,309	TRAD
504061	* ODU	ZHU, H.	7,024	4,397	-	-	11,421	-	-	11,421	TRAD
			95,972	26,272	-	-	122,244	45,514	-	167,758	37.23%
Business Administration											
711021	* EUROPEAN COMMISSION	FILER, L.	76	4,262	-	-	4,338	303	-	4,641	TRAD
771071	* MAGNE MOTION, INC	GOPINATH, M.	-	-	-	-	-	-	-	-	TRAD
771071	* MAGNE MOTION, INC	KARANDE, K.	-	-	-	-	-	-	-	-	TRAD
701431	* EMPOWER MEDIA	LIU-THOMPSON, Y.	842	4,079	-	-	4,921	-	-	4,921	TRAD
707151	* MARKETING SCIENCE INSTITUTE	LIU-THOMPSON, Y.	-	5,459	-	-	5,459	-	-	5,459	TRAD
503341	* ODU	MCSHANE, M.	-	1,994	-	-	1,994	-	-	1,994	TRAD
			918	15,794	-	-	16,712	303	-	17,015	1.81%
Economics											
706241	* BARKER, CAMPBELL & FARLEY	AGARWAL, V.	27,678	-	-	-	27,678	13,839	-	41,517	TRAD
797681	* BARKER, CAMPBELL & FARLEY	AGARWAL, V.	2,389	-	-	15	2,404	1,202	-	3,606	TRAD
771071	* MAGNE MOTION, INC	TALLEY, W.	-	-	-	-	-	-	-	-	TRAD
797901	* OPPORTUNITY, INC.	TALLEY, W.	455	-	-	-	455	46	-	501	TRAD
706241	* BARKER, CAMPBELL & FARLEY	YOOHUM, G.	27,677	-	-	-	27,677	13,839	-	41,516	TRAD
797681	* BARKER, CAMPBELL & FARLEY	YOOHUM, G.	2,388	-	-	15	2,403	1,202	-	3,605	TRAD
			60,587	-	-	30	60,617	30,128	-	90,745	49.70%
			\$ 157,477	\$ 42,066	\$ -	\$ 30	\$ 199,573	\$ 75,945	\$ -	\$ 275,518	38.05%

SCHEDULE 4
OLD DOMINION UNIVERSITY RESEARCH FOUNDATION
SPONSORED PROGRAM ACTIVITY BY INDIVIDUAL PROJECT
 (MEASURED BY EXPENDITURES INCURRED)
FOR FISCAL YEAR 2011

PROJECT NUMBER	SPONSORING AGENCY	PRINCIPAL INVESTIGATOR / PROJECT DIRECTOR	PROJECT DIRECT COST					PROJECT IDC AND FEES			EFFECTIVE INDIRECT COST RATE	CENTER
			PERSONNEL AND FRINGE BENEFITS	SUPPLIES, CONTRACTUAL, GENERAL, & TRAVEL	EQUIPMENT	SUBCONTRACTS, CONSTRUCTION, TUITION & OTHER	TOTAL DIRECT COSTS	REIMBURSED INDIRECT COSTS	TOTAL SPECIAL FEES	TOTAL PROJECT COSTS		
703701	* THE ACADEMY OF MUSIC	BOSTIC, T.	2,075	-	-	-	882	2,957	296	-	3,253	TRAD
397561	* US DEPT OF EDUCATION	BUTLER, L.	8,600	4,853	54	-	23,372	36,879	1,076	-	37,955	TRAD
597411	* ODU	BUTLER, L.	103	66	-	-	143	312	-	-	312	TRAD
514931	* ODU	CHAPPELL, S.	2,783	-	-	-	-	2,783	223	-	3,006	TRAD
514931	* ODU	GARNER, J.	5,565	-	-	-	-	5,565	445	-	6,010	TRAD
397561	* US DEPT OF EDUCATION	IRWIN-DEVITIS, L.	5,153	2,908	33	-	14,006	22,100	645	-	22,745	TRAD
397561	* US DEPT OF EDUCATION	JUDGE, S.	15,473	8,740	98	-	42,057	66,366	1,938	-	68,304	TRAD
514931	* ODU	NUNNERY, J.	2,783	-	-	-	-	2,783	223	-	3,006	TRAD
703701	* THE ACADEMY OF MUSIC	NUNNERY, J.	260	-	-	-	110	370	37	-	407	TRAD
703821	* NATL INST - SCHOOL LEADERSHIP	NUNNERY, J.	18,724	1,500	-	-	-	20,224	2,023	-	22,247	TRAD
562741	NEWPORT NEWS PUBLIC SCHOOLS	REN, Z.	-	-	-	-	2,038	2,038	163	-	2,201	TRAD
554291	NEWPORT NEWS PUBLIC SCHOOLS	WARD, C.	21,091	163	-	-	8,246	29,500	1,700	-	31,200	TRAD
561261	* CITY OF NORFOLK	WARD, C.	4,311	-	-	-	1,735	6,046	1,572	-	7,618	TRAD
703701	* THE ACADEMY OF MUSIC	WARD, C.	260	-	-	-	110	370	37	-	407	TRAD
210531	DOD NON-TRADITIONAL EDUCATION	WARGO, J.	123,271	5,067	-	-	-	128,338	10,267	-	138,605	TRAD
210539	DOD NON-TRADITIONAL EDUCATION	WARGO, J.	-	30,504	-	-	-	30,504	2,440	-	32,944	TRAD
291531	DOD NON-TRADITIONAL EDUCATION	WARGO, J.	48,509	15,455	-	-	-	63,964	5,117	-	69,081	TRAD
			258,961	69,256	183	-	92,699	421,059	28,202	-	449,301	6.70%

SCHEDULE 4
OLD DOMINION UNIVERSITY RESEARCH FOUNDATION
SPONSORED PROGRAM ACTIVITY BY INDIVIDUAL PROJECT
 (MEASURED BY EXPENDITURES INCURRED)
FOR FISCAL YEAR 2011

PROJECT NUMBER	SPONSORING AGENCY	PRINCIPAL INVESTIGATOR / PROJECT DIRECTOR	PERSONNEL AND FRINGE BENEFITS	PROJECT DIRECT COST				PROJECT IDC AND FEES				EFFECTIVE INDIRECT COST RATE	CENTER
				SUPPLIES, CONTRACTUAL, & GENERAL TRAVEL	EQUIPMENT	SUBCONTRACTS, CONSTRUCTION, TUITION & OTHER	TOTAL DIRECT COSTS	REIMBURSED INDIRECT COSTS	TOTAL SPECIAL FEES	TOTAL PROJECT COSTS			
561261	* CITY OF NORFOLK	BOL, L.	4,311	-	-	1,735	6,046	1,572	-	7,618	-	7,618	TRAD
598061	* CITY OF NORFOLK	DEBRUIN-PARECKI, A.	41,443	-	-	4,364	45,807	3,315	-	49,122	-	49,122	TRAD
384721	* NATL SCIENCE FOUNDATION	DICKERSON, D.	6,042	1,892	-	8,245	16,179	3,995	-	20,174	-	20,174	TRAD
391471	* NATL SCIENCE FOUNDATION	DICKERSON, D.	4,970	8,551	-	9,057	22,578	9,420	-	31,998	-	31,998	TRAD
392161	* NATL OCEANIC/ATMOS ADMIN	DICKERSON, D.	755	9,945	5,291	-	15,991	3,997	-	19,988	-	19,988	TRAD
392641	* INST OF MUSEUM AND LIBRARY SVC	DICKERSON, G.	27,010	4,080	-	4,410	35,500	13,586	-	49,086	-	49,086	TRAD
392641	* INST OF MUSEUM AND LIBRARY SVC	DOLL, C.	27,829	4,204	-	4,544	36,577	13,999	-	50,576	-	50,576	TRAD
397561	* US DEPT OF EDUCATION	FLEENER, C.	14,239	8,036	90	38,697	61,062	1,782	-	62,844	-	62,844	TRAD
507241	* ODU	FLEENER, C.	2,479	554	-	2,088	5,121	410	-	5,531	-	5,531	TRAD
500171	* ODU	HAGER, J.	-	-	-	(1)	-	-	-	(1)	-	(1)	TRAD
501451	* ODU	HAGER, J.	4,297	587	-	16,065	20,949	391	-	21,340	-	21,340	TRAD
561281	* ODU	HAGER, J.	-	(10)	-	-	(10)	(1)	-	(11)	-	(11)	TRAD
576392	* ODU	HAGER, J.	-	(20)	-	-	(20)	(2)	-	(22)	-	(22)	TRAD
586971	* ODU	HAGER, J.	-	(15)	-	-	(15)	-	-	(15)	-	(15)	TRAD
586972	* ODU	HAGER, J.	50	2	-	3,921	3,973	4	-	3,977	-	3,977	TRAD
392641	* INST OF MUSEUM AND LIBRARY SVC	HINTON-JOHNSON, K.	27,010	4,080	-	4,410	35,500	13,586	-	49,086	-	49,086	TRAD
765071	* NATIONAL WRITING PROJECT	HINTON-JOHNSON, K.	4,636	11,972	-	12,942	29,550	-	-	29,550	-	29,550	TRAD
794211	* ARTS MIDWEST	KIDD, J.	181	200	-	-	381	107	-	488	-	488	TRAD
397021	* NATL SCIENCE FOUNDATION	KIDD, J.	21,815	1,313	-	-	23,128	11,564	-	34,692	-	34,692	TRAD
592261	* UNIV OF CALIFORNIA	KIDD, J.	8,233	4,992	-	-	13,225	1,984	-	15,209	-	15,209	TRAD
765071	* NATIONAL WRITING PROJECT	LEE, G.	4,636	11,972	-	12,942	29,550	-	-	29,550	-	29,550	TRAD
794211	* ARTS MIDWEST	LEE, G.	185	206	-	-	391	109	-	500	-	500	TRAD
597411	* ODU	LUCKING, R.	819	533	-	1,140	2,492	-	-	2,492	-	2,492	TRAD
384721	* NATL SCIENCE FOUNDATION	MCKINNEY, S.	18,125	5,675	-	24,733	48,533	11,986	-	60,519	-	60,519	TRAD
391471	* NATL SCIENCE FOUNDATION	MCKINNEY, S.	4,970	8,551	-	9,057	22,578	9,420	-	31,998	-	31,998	TRAD
594801	* CAROLINE COUNTY PUBLIC SCHOOLS	OVERBAUGH, R.	4,851	-	-	-	4,851	388	-	5,239	-	5,239	TRAD
397561	* US DEPT OF EDUCATION	STARLING, C.	5,153	2,908	33	14,006	22,100	645	-	22,745	-	22,745	TRAD
794211	* ARTS MIDWEST	TAYLOR, G.	181	200	-	-	381	107	-	488	-	488	TRAD
			234,220	90,408	5,414	172,355	502,397	102,364	-	604,761	-	604,761	20.38%

SCHEDULE 4
OLD DOMINION UNIVERSITY RESEARCH FOUNDATION
SPONSORED PROGRAM ACTIVITY BY INDIVIDUAL PROJECT
 (MEASURED BY EXPENDITURES INCURRED)
FOR FISCAL YEAR 2011

PROJECT NUMBER	SPONSORING AGENCY	PRINCIPAL INVESTIGATOR / PROJECT DIRECTOR	PROJECT DIRECT COST					PROJECT IDC AND FEES			EFFECTIVE INDIRECT COST RATE	CENTER			
			PERSONNEL AND FRINGE BENEFITS	SUPPLIES, CONTRACTUAL, GENERAL & TRAVEL	EQUIPMENT	SUBCONTRACTS, CONSTRUCTION, TUITION & OTHER	TOTAL DIRECT COSTS	REIMBURSED INDIRECT COSTS	TOTAL SPECIAL FEES	TOTAL PROJECT COSTS					
STEM Education and Professional Studies															
504061	* ODU	ADCOCK, A.	4,390	2,749	-	-	7,139	-	-	7,139	-	-	7,139	-	TRAD
702671	* HR EDUCATIONAL TELECOMM ASSOC	ADCOCK, A.	4,364	760	-	-	5,124	-	-	5,124	410	-	5,534	-	TRAD
500871	* VA DEPT OF REHABILITATIVE SERV	DAVIS, S.	22,254	18,649	-	-	40,903	-	-	40,903	-	-	40,903	-	TRAD
511411	* VA DEPT OF REHABILITATIVE SERV	DAVIS, S.	38,676	4,087	-	-	42,763	-	-	42,763	-	-	42,763	-	TRAD
797851	* COTTON, INC.	DAVIS, S.	6,127	2,761	-	-	8,888	-	-	8,888	-	-	8,888	-	TRAD
397561	* US DEPT OF EDUCATION	HAUN, J.	10,323	5,826	65	28,055	44,269	1,292	-	45,561	-	-	45,561	-	TRAD
306021	* NATL SCIENCE FOUNDATION	KATSIOLLOUDIS, P.	3,746	-	-	-	3,746	-	-	3,746	-	-	3,746	-	TRAD
397561	* US DEPT OF EDUCATION	KATSIOLLOUDIS, P.	10,323	5,826	65	28,055	44,269	1,292	-	45,561	-	-	45,561	-	TRAD
700341	* OPPORTUNITY, INC.	KATSIOLLOUDIS, P.	6,906	1,390	-	-	8,296	-	-	8,296	-	-	8,296	-	TRAD
797851	* COTTON, INC.	MACHADO, T.	6,127	2,761	-	-	8,888	-	-	8,888	-	-	8,888	-	TRAD
353341	* NATL SCIENCE FOUNDATION	NDAHI, H.	1,043	147	-	-	1,190	-	-	1,190	-	-	1,190	-	TRAD
397561	* US DEPT OF EDUCATION	REED, P.	8,600	4,853	54	23,372	36,879	1,076	-	37,955	-	-	37,955	-	TRAD
700341	* OPPORTUNITY, INC.	REED, P.	4,934	993	-	-	5,927	-	-	5,927	-	-	5,927	-	TRAD
201851	* ARMY CORPS/ENGR-NORFOLK	WATSON, G.	268	1,490	-	384	2,142	-	-	2,142	-	-	2,142	-	TRAD
293561	* ARMY CORPS/ENGR-NORFOLK	WATSON, G.	-	73	-	-	73	-	-	73	-	-	73	-	TRAD
304931	* NATL SCIENCE FOUNDATION	WATSON, G.	1,169	156	-	-	1,325	-	-	1,325	-	-	1,325	-	TRAD
700341	* OPPORTUNITY, INC.	WATSON, G.	2,960	596	-	-	3,556	-	-	3,556	-	-	3,556	-	TRAD
702671	* HR EDUCATIONAL TELECOMM ASSOC	WATSON, G.	4,363	760	-	-	5,123	-	-	5,123	-	-	5,123	-	TRAD
702971	* ADV ANTI-TERROR TECHNOLOGIES	WATSON, G.	3,634	5	-	-	3,639	-	-	3,639	-	-	3,639	-	TRAD
786782	* ADV ANTI-TERROR TECHNOLOGIES	WATSON, G.	11,810	272	-	501	12,583	-	-	12,583	-	-	12,583	-	TRAD
786851	* DIAMOND VISIONICS	WATSON, G.	-	-	-	7,326	7,326	-	-	7,326	-	-	7,326	-	TRAD
786852	* DIAMOND VISIONICS	WATSON, G.	5,202	-	-	-	5,202	-	-	5,202	-	-	5,202	-	TRAD
			157,219	54,154	184	87,693	299,250	22,722	-	321,972	-	-	321,972	-	7.59%
STEM Education and Professional Studies - VMASC: Virginia Modeling & Simulation Center															
700341	* OPPORTUNITY, INC.	WATSON, G.	2,467	496	-	-	2,963	-	-	2,963	-	-	2,963	-	VMASC
702671	* HR EDUCATIONAL TELECOMM ASSOC	WATSON, G.	13,091	2,278	-	-	15,369	-	-	15,369	-	-	15,369	-	VMASC
702971	* ADV ANTI-TERROR TECHNOLOGIES	WATSON, G.	2,423	4	-	-	2,427	-	-	2,427	-	-	2,427	-	VMASC
786852	* DIAMOND VISIONICS	WATSON, G.	5,202	-	-	-	5,202	-	-	5,202	-	-	5,202	-	VMASC
			23,183	2,778	-	-	25,961	4,923	-	30,884	-	-	30,884	-	18.96%
Human Movement Sciences															
783601	* AMERICAN DIABETES ASSOCIATION	COLBERG-OCHS, S.	57,086	2,344	-	63,937	123,367	9,744	-	133,111	-	-	133,111	-	TRAD
201761	* OFFICE OF NAVAL RESEARCH	ONATE, J.	6,106	162	-	1,089	7,357	3,592	-	10,949	-	-	10,949	-	TRAD
775993	* COMPUTER SCIENCE CORP.	ONATE, J.	-	-	-	10	10	4	-	14	-	-	14	-	TRAD
201761	* OFFICE OF NAVAL RESEARCH	SWAIN, D.	18,319	486	-	3,268	22,073	10,777	-	32,850	-	-	32,850	-	TRAD
783601	* AMERICAN DIABETES ASSOCIATION	SWAIN, D.	3,806	156	-	4,263	8,225	650	-	8,875	-	-	8,875	-	TRAD
			85,317	3,148	-	72,567	161,032	24,767	-	185,799	-	-	185,799	-	15.36%

SCHEDULE 4
OLD DOMINION UNIVERSITY RESEARCH FOUNDATION
SPONSORED PROGRAM ACTIVITY BY INDIVIDUAL PROJECT
 (MEASURED BY EXPENDITURES INCURRED)
FOR FISCAL YEAR 2011

PROJECT NUMBER	SPONSORING AGENCY	PRINCIPAL INVESTIGATOR / PROJECT DIRECTOR	PROJECT DIRECT COST					PROJECT IDC AND FEES			EFFECTIVE INDIRECT COST RATE	CENTER	
			PERSONNEL AND FRINGE BENEFITS	SUPPLIES, CONTRACTUAL, GENERAL, & TRAVEL	EQUIPMENT	SUBCONTRACTS, CONSTRUCTION, TUITION & OTHER	TOTAL DIRECT COSTS	REIMBURSED INDIRECT COSTS	TOTAL SPECIAL FEES	TOTAL PROJECT COSTS			
390411	Communication Disorders and Special Education	BAKER, C.	2,987	338	-	6,129	9,454	266	-	9,720	-	9,720	TRAD
500171	* US DEPT OF EDUCATION	BAKER, C.	-	-	-	(2)	(2)	-	-	-	-	(2)	TRAD
501451	* ODU	BAKER, C.	12,892	1,760	-	48,196	62,848	1,172	-	64,020	-	64,020	TRAD
504171	* GEORGE MASON UNIVERSITY	BAKER, C.	1,863	-	-	403	2,266	149	-	2,415	-	2,415	TRAD
507261	* ODU	BAKER, C.	9,136	1,715	-	34,148	44,999	-	-	44,999	-	44,999	TRAD
512781	* ODU	BAKER, C.	20,769	643	-	17	21,429	1,713	-	23,142	-	23,142	TRAD
513731	* GEORGE MASON UNIVERSITY	BAKER, C.	1,195	43	-	836	2,074	99	-	2,173	-	2,173	TRAD
561281	* ODU	BAKER, C.	-	(30)	-	-	(30)	(2)	-	(32)	-	(32)	TRAD
576392	* ODU	BAKER, C.	-	(60)	-	-	(60)	(5)	-	(65)	-	(65)	TRAD
586971	* ODU	BAKER, C.	-	(45)	-	-	(45)	-	-	(45)	-	(45)	TRAD
586972	* ODU	BAKER, C.	150	7	-	11,763	11,920	13	-	11,933	-	11,933	TRAD
397561	* US DEPT OF EDUCATION	BOUNTRESS, N.	5,153	2,908	33	14,006	22,100	645	-	22,745	-	22,745	TRAD
397561	* US DEPT OF EDUCATION	BUTLER, C.	10,323	5,826	65	28,055	44,269	1,292	-	45,561	-	45,561	TRAD
500171	* ODU	GABLE, R.	-	-	-	(1)	(1)	-	-	(1)	-	(1)	TRAD
500521	* ODU	GABLE, R.	51,148	28,962	-	-	80,110	6,409	-	86,519	-	86,519	TRAD
500561	* ODU	GABLE, R.	70	37,138	-	-	37,208	2,977	-	40,185	-	40,185	TRAD
501451	* ODU	GABLE, R.	4,297	587	-	16,065	20,949	391	-	21,340	-	21,340	TRAD
507261	* ODU	GABLE, R.	6,091	1,144	-	22,766	30,001	-	-	30,001	-	30,001	TRAD
511151	* ODU	GABLE, R.	121,411	85	-	-	121,496	9,720	-	131,216	-	131,216	TRAD
512061	* ODU	GABLE, R.	277,356	66,122	-	-	343,478	27,478	-	370,956	-	370,956	TRAD
512062	* ODU	GABLE, R.	89,895	40,203	-	-	130,098	10,408	-	140,506	-	140,506	TRAD
512781	* ODU	GABLE, R.	20,769	643	-	17	21,429	1,713	-	23,142	-	23,142	TRAD
554812	* ODU	GABLE, R.	-	(100)	-	-	(100)	(8)	-	(108)	-	(108)	TRAD
561281	* ODU	GABLE, R.	-	(10)	-	-	(10)	(1)	-	(11)	-	(11)	TRAD
572411	* ODU	GABLE, R.	-	(52)	-	-	(52)	(4)	-	(56)	-	(56)	TRAD
572412	* ODU	GABLE, R.	-	(150)	-	-	(150)	(12)	-	(162)	-	(162)	TRAD
576392	* ODU	GABLE, R.	-	(20)	-	-	(20)	(2)	-	(22)	-	(22)	TRAD
580761	* ODU	GABLE, R.	-	(179)	-	-	(179)	(15)	-	(194)	-	(194)	TRAD
580762	* ODU	GABLE, R.	-	(50)	-	-	(50)	(4)	-	(54)	-	(54)	TRAD
586971	* ODU	GABLE, R.	-	(15)	-	-	(15)	-	-	(15)	-	(15)	TRAD
586972	* ODU	GABLE, R.	50	2	-	3,921	3,973	4	-	3,977	-	3,977	TRAD
592791	* ODU	GABLE, R.	969	13,233	-	-	14,202	1,136	-	15,338	-	15,338	TRAD
592792	* ODU	GABLE, R.	1,316	10,097	-	-	11,413	913	-	12,326	-	12,326	TRAD
592793	* ODU	GABLE, R.	1,278	3,979	-	-	5,257	421	-	5,678	-	5,678	TRAD
597971	* ODU	GABLE, R.	110,390	83,817	-	14,500	208,707	15,537	-	224,244	-	224,244	TRAD
597972	* ODU	GABLE, R.	67,950	135,006	-	-	202,956	16,235	-	219,171	-	219,171	TRAD
390411	US DEPT OF EDUCATION	HESTER, P.	26,884	3,045	-	55,164	85,093	2,394	-	87,487	-	87,487	TRAD
381571	US PUBLIC HEALTH SERVICE	RAYMER, A.	32,286	2,563	-	1,000	35,849	17,425	-	53,274	-	53,274	TRAD
381572	US PUBLIC HEALTH SERVICE	RAYMER, A.	1,401	-	-	1,304	2,705	701	-	3,406	-	3,406	TRAD
786782	* ADV ANTI-TERROR TECHNOLOGIES	RAYMER, A.	19,684	454	-	835	20,973	10,069	-	31,042	-	31,042	TRAD
507241	* ODU	ROBINSON, J.	22,311	4,989	-	18,790	46,090	3,687	-	49,777	-	49,777	TRAD
786782	* ADV ANTI-TERROR TECHNOLOGIES	SEEVER, J.	7,874	182	-	334	8,390	4,028	-	12,418	-	12,418	TRAD

SCHEDULE 4
OLD DOMINION UNIVERSITY RESEARCH FOUNDATION
SPONSORED PROGRAM ACTIVITY BY INDIVIDUAL PROJECT
(MEASURED BY EXPENDITURES INCURRED)
FOR FISCAL YEAR 2011

PROJECT NUMBER	SPONSORING AGENCY	PRINCIPAL INVESTIGATOR / PROJECT DIRECTOR	PERSONNEL AND FRINGE BENEFITS	PROJECT DIRECT COST				PROJECT IDC AND FEES			EFFECTIVE INDIRECT COST RATE	CENTER
				SUPPLIES, CONTRACTUAL, GENERAL, & TRAVEL	EQUIPMENT	SUBCONTRACTS, CONSTRUCTION, TUITION & OTHER	TOTAL DIRECT COSTS	REIMBURSED INDIRECT COSTS	TOTAL SPECIAL FEES	TOTAL PROJECT COSTS		
500171	* ODU	TONELSON, S.	-	-	-	(3)	(3)	-	-	-	(3)	TRAD
500521	* ODU	TONELSON, S.	51,147	28,963	-	-	80,110	6,409	-	-	86,519	TRAD
501451	* ODU	TONELSON, S.	21,488	2,933	-	-	104,748	1,953	-	-	106,701	TRAD
504171	* GEORGE MASON UNIVERISTY	TONELSON, S.	1,863	-	404	-	2,267	149	-	-	2,416	TRAD
507261	* ODU	TONELSON, S.	15,227	2,859	-	-	75,000	-	-	-	75,000	TRAD
511151	* ODU	TONELSON, S.	121,411	85	-	-	121,496	9,719	-	-	131,215	TRAD
512061	* ODU	TONELSON, S.	277,357	66,121	-	-	343,478	27,478	-	-	370,956	TRAD
512062	* ODU	TONELSON, S.	89,894	40,203	-	-	130,097	10,408	-	-	140,505	TRAD
512781	* ODU	TONELSON, S.	41,537	1,287	35	-	42,859	3,426	-	-	46,285	TRAD
513731	* GEORGE MASON UNIVERISTY	TONELSON, S.	2,789	99	1,952	-	4,840	231	-	-	5,071	TRAD
561281	* ODU	TONELSON, S.	-	(50)	-	-	(50)	(4)	-	-	(54)	TRAD
572411	* ODU	TONELSON, S.	-	(51)	-	-	(51)	(4)	-	-	(55)	TRAD
572412	* ODU	TONELSON, S.	-	(150)	-	-	(150)	(12)	-	-	(162)	TRAD
576391	* ODU	TONELSON, S.	-	(50)	-	-	(50)	-	-	-	(50)	TRAD
576392	* ODU	TONELSON, S.	-	(100)	-	-	(100)	(7)	-	-	(107)	TRAD
580761	* ODU	TONELSON, S.	-	(179)	-	-	(179)	(14)	-	-	(193)	TRAD
580762	* ODU	TONELSON, S.	-	(50)	-	-	(50)	(4)	-	-	(54)	TRAD
586971	* ODU	TONELSON, S.	-	(75)	-	-	(75)	-	-	-	(75)	TRAD
586972	* ODU	TONELSON, S.	249	12	19,605	-	19,866	21	-	-	19,887	TRAD
592791	* ODU	TONELSON, S.	970	13,232	-	-	14,202	1,136	-	-	15,338	TRAD
592792	* ODU	TONELSON, S.	1,316	10,097	-	-	11,413	913	-	-	12,326	TRAD
592793	* ODU	TONELSON, S.	1,278	3,979	-	-	5,257	420	-	-	5,677	TRAD
597411	* ODU	TONELSON, S.	103	67	142	-	312	-	-	-	312	TRAD
597971	* ODU	TONELSON, S.	110,390	83,817	14,500	-	208,707	15,536	-	-	224,243	TRAD
597972	* ODU	TONELSON, S.	67,931	135,005	-	-	202,936	16,235	-	-	219,171	TRAD
			1,732,828	832,834	98	452,122	3,017,882	230,931	-	-	3,248,813	7.65%

SCHEDULE 4
OLD DOMINION UNIVERSITY RESEARCH FOUNDATION
SPONSORED PROGRAM ACTIVITY BY INDIVIDUAL PROJECT
 (MEASURED BY EXPENDITURES INCURRED)
FOR FISCAL YEAR 2011

PROJECT NUMBER	SPONSORING AGENCY	PRINCIPAL INVESTIGATOR / PROJECT DIRECTOR	PROJECT DIRECT COST					PROJECT IDC AND FEES			EFFECTIVE INDIRECT COST RATE	CENTER
			PERSONNEL AND FRINGE BENEFITS	SUPPLIES, CONTRACTUAL, GENERAL, & TRAVEL	EQUIPMENT	SUBCONTRACTS, CONSTRUCTION, TUITION & OTHER	TOTAL DIRECT COSTS	REIMBURSED INDIRECT COSTS	TOTAL SPECIAL FEES	TOTAL PROJECT COSTS		
Educational Foundations and Leadership												
384721	* NATL SCIENCE FOUNDATION	BROWN, N.	6,042	1,892	-	8,245	16,179	3,995	-	20,174	-	TRAD
397561	* US DEPT OF EDUCATION	BURNETT, D.	5,153	2,908	33	14,006	22,100	645	-	22,745	-	TRAD
593191	HAMPTON PUBLIC SCHOOLS	BURNETT, D.	49,037	6,526	-	-	55,563	4,445	-	60,008	-	TRAD
385681	* NATL SCIENCE FOUNDATION	LEE-THOMAS, G.	5,372	2,307	-	5,160	12,839	4,983	-	17,822	-	TRAD
386111	* NATL SCIENCE FOUNDATION	LEE-THOMAS, G.	4,876	452	-	-	5,328	2,237	-	7,565	-	TRAD
385672	* US DEPT OF EDUCATION	MYRAN, S.	3,872	2,293	-	4,190	10,355	1,603	-	11,958	-	TRAD
595401	* ODU	MYRAN, S.	4,976	1,650	-	3,319	9,945	633	-	10,578	-	TRAD
263791	OFFICE OF SECRETARY OF DEFENSE	OWINGS, W.	19,578	3,575	-	-	23,153	1,852	-	25,005	-	TRAD
561261	* CITY OF NORFOLK	PRIBESH, S.	5,748	-	-	2,313	8,061	2,096	-	10,157	-	TRAD
703821	* NATL INST - SCHOOL LEADERSHIP	PRIBESH, S.	9,363	750	-	-	10,113	1,011	-	11,124	-	TRAD
590371	ODU	RASPILLER, E.	624	69	-	-	693	-	-	693	-	TRAD
397561	* US DEPT OF EDUCATION	ROBINSON, J.	10,323	5,826	65	28,055	44,269	1,292	-	45,561	-	TRAD
385672	* US DEPT OF EDUCATION	SANZO, K.	11,617	6,879	-	12,568	31,064	4,809	-	35,873	-	TRAD
385673	* US DEPT OF EDUCATION	SANZO, K.	21,105	16,908	-	27,411	65,424	9,883	-	75,307	-	TRAD
385673	* US DEPT OF EDUCATION	SANZO, K.	7,035	5,636	-	9,137	21,808	3,295	-	25,103	-	TRAD
595401	* ODU	SANZO, K.	5,127	1,700	-	3,421	10,248	653	-	10,901	-	TRAD
703821	* NATL INST - SCHOOL LEADERSHIP	YEN, C.	9,363	750	-	-	10,113	1,011	-	11,124	-	TRAD
			179,211	60,121	88	117,825	357,255	44,443	-	401,698	-	12.44%
Counseling and Human Services												
706271	NORFOLK COMMUNITY SERVICES BRD	HAYS, D.	28,076	1,893	-	23,074	53,043	-	-	53,043	-	TRAD
710591	ODU	HAYS, D.	-	3,839	-	-	3,839	1,075	-	4,914	-	TRAD
710601	ODU	HAYS, D.	1,674	-	-	-	1,674	469	-	2,143	-	TRAD
504071	ODU	MILLIKEN, T.	-	74	-	-	74	-	-	74	-	TRAD
504072	ODU	MILLIKEN, T.	35,571	6,193	-	7,100	48,864	-	-	48,864	-	TRAD
796361	* NORFOLK COMMUNITY SERVICES BRD	REMLEY, T.	1,402	-	-	-	1,402	-	-	1,402	-	TRAD
796361	* NORFOLK COMMUNITY SERVICES BRD	THOMPSON, S.	467	-	-	-	467	-	-	467	-	TRAD
			67,190	11,999	-	30,174	109,363	1,544	-	110,907	-	1.41%
EDUCATION TOTAL			\$ 2,738,129	\$ 1,124,698	\$ 5,977	\$ 1,025,435	\$ 4,894,239	\$ 459,896	\$ -	\$ 5,354,135	\$ -	9.40%

SCHEDULE 4
OLD DOMINION UNIVERSITY RESEARCH FOUNDATION
SPONSORED PROGRAM ACTIVITY BY INDIVIDUAL PROJECT
(MEASURED BY EXPENDITURES INCURRED)
FOR FISCAL YEAR 2011

PROJECT NUMBER	SPONSORING AGENCY	PRINCIPAL INVESTIGATOR / PROJECT DIRECTOR	PROJECT DIRECT COST					PROJECT IDC AND FEES			EFFECTIVE INDIRECT COST RATE	CENTER
			PERSONNEL AND FRINGE BENEFITS	SUPPLIES, CONTRACTUAL, GENERAL, & TRAVEL	EQUIPMENT	SUBCONTRACTS, CONSTRUCTION, TUITION & OTHER	TOTAL DIRECT COSTS	REIMBURSED INDIRECT COSTS	TOTAL SPECIAL FEES	TOTAL PROJECT COSTS		
ENGINEERING AND TECHNOLOGY												
Dean's Office												
353341	* NATL SCIENCE FOUNDATION	AKAN, O.	4,174	589	-	-	-	4,763	1,793	-	6,556	TRAD
373821	* NATL SCIENCE FOUNDATION	BAYSAL, O.	3,033	-	-	-	-	35,933	-	-	35,933	TRAD
502531	* UNIV MICH DEPT NAT RESOURCES	BAYSAL, O.	2,632	847	-	-	32,900	3,479	1,519	-	4,998	TRAD
502532	* UNIV MICH DEPT NAT RESOURCES	BAYSAL, O.	1,028	61	-	-	-	1,089	475	-	1,564	TRAD
780271	GENERAL COMMAND OF GANDARME	BAYSAL, O.	-	14,912	-	-	247,482	262,404	-	-	262,404	TRAD
162771	NASA-LANGLEY RESEARCH CENTER	VAHALA, L.	2,812	4,948	-	-	-	7,760	2,018	-	9,778	TRAD
351161	US DEPT OF ENERGY	VAHALA, L.	3,351	-	-	-	-	3,351	1,407	-	4,758	TRAD
351471	US DEPT OF ENERGY	VAHALA, L.	-	29,210	-	-	25,073	54,283	13,799	-	68,082	TRAD
580321	COLLEGE OF WILLIAM AND MARY	VAHALA, L.	-	3,513	-	-	-	3,513	1,229	-	4,742	TRAD
			17,030	54,080	-	-	305,465	376,575	22,240	-	398,815	5.91%
Civil and Environmental Engineering												
305971	* US DEPT OF TRANSPORTATION	CETIN, M.	11,475	9	-	-	-	11,484	5,742	-	17,226	TRAD
502451	* VA DEPT OF TRANSPORTATION	CETIN, M.	18,221	770	-	-	-	18,991	2,278	-	21,269	TRAD
502631	* ODU	CETIN, M.	27,912	-	-	-	-	27,912	-	-	27,912	TRAD
595461	PORTLAND STATE UNIVERSITY	CETIN, M.	19,924	130	-	-	-	20,054	10,027	-	30,081	TRAD
715621	* TUNNEL VISION, LLC	CETIN, M.	4,248	110	-	-	-	4,358	2,179	-	6,537	TRAD
707281	* ODU	ERTEN-UNAL, M.	2,311	-	-	-	-	2,311	-	-	2,311	TRAD
330151	NATL SCIENCE FOUNDATION	HARRELL, L.	3,521	-	-	-	-	3,521	1,479	-	5,000	TRAD
584521	CA CTR - INNOVATIVE TRANSPORT	KHATTAK, A.	6,368	-	-	655	-	7,023	955	-	7,978	TRAD
305971	* US DEPT OF TRANSPORTATION	KHATTAK, A.	11,475	9	-	-	-	11,484	5,742	-	17,226	TRAD
373021	* NATL SCIENCE FOUNDATION	KHATTAK, A.	7,159	1,439	-	-	-	8,598	3,611	-	12,209	TRAD
502451	* VA DEPT OF TRANSPORTATION	KHATTAK, A.	18,222	769	-	-	-	18,991	2,279	-	21,270	TRAD
502631	* ODU	KHATTAK, A.	27,912	-	-	1	-	27,913	-	-	27,913	TRAD
505501	VA DEPT OF TRANSPORTATION	KHATTAK, A.	47,219	-	-	-	-	47,219	4,722	-	51,941	TRAD
586871	VA DEPT OF TRANSPORTATION	KHATTAK, A.	15,780	1,772	-	-	-	17,552	2,106	-	19,658	TRAD
710891	* THE CORRADINO GROUP, INC.	KHATTAK, A.	10,064	691	-	-	-	10,755	1,075	-	11,830	TRAD
715621	* TUNNEL VISION, LLC	KHATTAK, A.	4,248	110	-	-	-	4,358	2,179	-	6,537	TRAD
716371	THE CORRADINO GROUP, INC.	KHATTAK, A.	1,637	2,963	-	-	-	4,600	164	-	4,764	TRAD
585411	UNIV OF SOUTH FLORIDA	NGUYEN, D.	11,765	-	-	-	-	11,765	4,941	-	16,706	TRAD
386111	* NATL SCIENCE FOUNDATION	NGUYEN, D.	14,626	1,355	-	-	-	15,981	6,713	-	22,694	TRAD
711421	SCIENCE SYSTEMS & APPLICATIONS	NGUYEN, D.	7,937	-	-	-	(1)	7,936	2,063	-	9,999	TRAD
311911	US ENVIRON PROTECTION AGENCY	SCHAFFRAN, G.	1,027	-	-	-	-	1,027	431	-	1,458	TRAD
510931	* HAMPTON ROADS SAMITATION DIST.	SCHAFFRAN, G.	8,431	1,784	-	-	-	10,215	5,107	-	15,322	TRAD
594973	ODU	SCHAFFRAN, G.	-	-	-	-	3,288	3,288	-	-	3,288	TRAD
712421	OSTARA NUTRIENT RECOVERY TECH	SCHAFFRAN, G.	8,683	-	-	-	-	8,683	2,258	-	10,941	TRAD
786851	* DIAMOND VISIONICS	SHEN, S.	-	-	-	-	7,326	7,326	2,325	-	9,651	TRAD
306021	* NATL SCIENCE FOUNDATION	YOON, J.	3,746	-	-	-	-	3,746	1,873	-	5,619	TRAD
707281	* ODU	YOON, J.	2,311	-	-	-	-	2,311	-	-	2,311	TRAD
			296,222	11,911	-	-	11,269	319,402	70,249	-	389,651	21.99%

SCHEDULE 4
OLD DOMINION UNIVERSITY RESEARCH FOUNDATION
SPONSORED PROGRAM ACTIVITY BY INDIVIDUAL PROJECT
 (MEASURED BY EXPENDITURES INCURRED)
FOR FISCAL YEAR 2011

PROJECT NUMBER	SPONSORING AGENCY	PRINCIPAL INVESTIGATOR / PROJECT DIRECTOR	PROJECT DIRECT COST						PROJECT IDC AND FEES			EFFECTIVE INDIRECT COST RATE	CENTER
			PERSONNEL AND FRINGE BENEFITS	SUPPLIES, CONTRACTUAL, & TRAVEL	EQUIPMENT	SUBCONTRACTS, CONSTRUCTION, TUITION & OTHER	TOTAL DIRECT COSTS	REIMBURSED INDIRECT COSTS	TOTAL SPECIAL FEES	TOTAL PROJECT COSTS			
Civil and Environmental Engineering - VMASC: Virginia Modeling & Simulation Center													
305971	* US DEPT OF TRANSPORTATION	CETIN, M.	11,475	9	-	-	-	11,484	5,742	-	17,226	VMASC	
502451	* VA DEPT OF TRANSPORTATION	CETIN, M.	18,221	769	-	-	-	18,990	2,279	-	21,269	VMASC	
715621	* TUNNEL VISION, LLC	CETIN, M.	2,124	55	-	-	-	2,179	1,090	-	3,269	VMASC	
			31,820	833	-	-	-	32,653	9,111	-	41,764	27.90%	
Civil and Environmental Engineering - VCERC: Virginia Coastal Energy Research Consortium													
786682	* ACENT LABORATORIES.	SCHAFFRAN, G.	10,024	25	-	-	-	10,049	2,613	-	12,662	VCERC	
			10,024	25	-	-	-	10,049	2,613	-	12,662	26.00%	
Electrical and Computer Engineering													
361861	US DEPT OF EDUCATION	ALBIN, S.	-	-	-	31,359	-	31,359	-	-	31,359	TRAD	
775982	* COMPUTER SCIENCE CORP.	ASARI, V.	-	-	-	858	-	858	-	-	858	TRAD	
700901	JEFFERSON SCIENCE ASSOCIATES	BAUMGART, H.	14,321	2,623	-	-	-	16,944	8,472	-	25,416	TRAD	
508651	* EASTERN VIRGINIA MED. SCHOOL	BELFORE, L.	16,239	945	-	-	-	17,184	4,399	-	21,583	TRAD	
786851	* DIAMOND VISIONICS	CETIN, M.	-	-	-	2,930	-	2,930	930	-	3,860	TRAD	
302761	* NATL SCIENCE FOUNDATION	DHALI, S.	-	5,000	-	-	-	5,000	-	-	5,000	TRAD	
311731	NATL SCIENCE FOUNDATION	DHALI, S.	106,203	-	-	-	-	106,203	-	-	106,203	TRAD	
512401	* UNIVERSITY OF MINNESOTA	DHALI, S.	2,331	-	-	-	-	2,331	1,165	-	3,496	TRAD	
712771	* DOMINION FOUNDATION	DHALI, S.	4,937	1,039	3,398	-	-	9,374	1,674	-	11,048	TRAD	
165051	* NASA-LANGLEY RESEARCH CENTER	GONZALEZ, O.	27,234	2,611	-	-	-	29,845	7,758	-	37,603	TRAD	
165051	* NASA-LANGLEY RESEARCH CENTER	GRAY, W.	27,234	2,611	-	-	-	29,845	7,758	-	37,603	TRAD	
115201	NASA-LANGLEY RESEARCH CENTER	JOSHI, R.	15,000	-	-	-	-	15,000	7,500	-	22,500	TRAD	
513533	ODU	JOSHI, R.	4,739	-	-	4,739	-	4,739	-	-	4,739	TRAD	
701201	JEFFERSON SCIENCE ASSOCIATES	JOSHI, R.	9,110	-	-	-	-	9,110	-	-	9,110	TRAD	
310981	NATL SCIENCE FOUNDATION	KRUSIENSKI, D.	11,569	-	-	39,030	-	50,599	18,284	-	68,883	TRAD	
515471	WADSWORTH CENTER	KRUSIENSKI, D.	6,941	-	-	-	-	6,941	3,471	-	10,412	TRAD	
353341	* NATL SCIENCE FOUNDATION	LAKDAWALA, V.	2,087	295	-	-	-	2,382	898	-	3,280	TRAD	
286041	AIR FORCE OFFICE SCI RES	LAROUSHI, M.	46,274	9,298	-	-	-	55,572	23,340	-	78,912	TRAD	
302761	* NATL SCIENCE FOUNDATION	LAROUSHI, M.	-	5,000	-	-	-	5,000	-	-	5,000	TRAD	
795211	* AMERICAN DENTAL HYGIENE ASSOC.	LAROUSHI, M.	-	1	-	-	-	1	-	-	1	TRAD	
171521	NASA-LANGLEY RESEARCH CENTER	LI, J.	69,022	2,428	-	-	-	71,450	30,009	-	101,459	TRAD	
700381	* INTELLIGENT AUTOMATION, INC.	LI, J.	13,450	256	-	-	-	13,706	6,853	-	20,559	TRAD	
706121	INTELLIGENT AUTOMATION, INC.	LI, J.	6,167	-	-	82	-	6,249	3,750	-	9,999	TRAD	
775982	* COMPUTER SCIENCE CORP.	RAHMAN, Z.	-	-	-	858	-	858	-	-	858	TRAD	
504061	* ODU	SHEN, Y.	6,146	3,848	-	-	-	9,994	-	-	9,994	TRAD	
512401	* UNIVERSITY OF MINNESOTA	XIAO, S.	2,330	-	-	-	-	2,330	1,166	-	3,496	TRAD	
712771	* DOMINION FOUNDATION	XIAO, S.	4,938	1,039	3,398	-	-	9,375	1,673	-	11,048	TRAD	
			396,272	36,994	6,796	75,117	-	515,179	129,100	-	644,279	25.06%	

SCHEDULE 4
OLD DOMINION UNIVERSITY RESEARCH FOUNDATION
SPONSORED PROGRAM ACTIVITY BY INDIVIDUAL PROJECT
 (MEASURED BY EXPENDITURES INCURRED)
FOR FISCAL YEAR 2011

PROJECT NUMBER	SPONSORING AGENCY	PRINCIPAL INVESTIGATOR / PROJECT DIRECTOR	PROJECT DIRECT COST							PROJECT IDC AND FEES			EFFECTIVE INDIRECT COST RATE	CENTER
			PERSONNEL AND FRINGE BENEFITS	SUPPLIES, CONTRACTUAL, & TRAVEL	EQUIPMENT	SUBCONTRACTS, CONSTRUCTION, TUITION & OTHER	TOTAL DIRECT COSTS	REIMBURSED INDIRECT COSTS	TOTAL SPECIAL FEES	TOTAL PROJECT COSTS				
Electrical and Computer Engineering - Applied Research Center														
500333	* ODU	BAUMGART, H.	208	72	-	49	329	-	-	329	-	-	329	ARC
511671	* UNIVERSITY OF TOLEDO	BAUMGART, H.	420	139	268	-	827	280	-	1,107	-	-	1,107	ARC
514191	* UNIVERSITY OF MARYLAND	BAUMGART, H.	15,529	-	-	-	15,529	4,037	-	19,566	-	-	19,566	ARC
715501	* MICROACT, INC.	BAUMGART, H.	-	1,932	-	-	1,932	-	-	1,932	-	-	1,932	ARC
107171	* NASA-LANGLEY RESEARCH CENTER	ELSAVED-ALI, H.	1,017	1,300	-	-	2,317	1,159	-	3,476	-	-	3,476	ARC
192131	* NASA-LANGLEY RESEARCH CENTER	ELSAVED-ALI, H.	144,200	250	-	-	144,450	37,557	-	182,007	-	-	182,007	ARC
197551	* NASA-LANGLEY RESEARCH CENTER	ELSAVED-ALI, H.	-	2,600	-	302	2,902	1,450	-	4,352	-	-	4,352	ARC
351783	* NATL SCIENCE FOUNDATION	ELSAVED-ALI, H.	1,560	-	-	-	1,560	555	-	2,215	-	-	2,215	ARC
363415	* US DEPT OF ENERGY	ELSAVED-ALI, H.	32,821	873	-	-	33,694	16,847	-	50,541	-	-	50,541	ARC
500333	* ODU	ELSAVED-ALI, H.	208	72	-	49	329	-	-	329	-	-	329	ARC
511671	* UNIVERSITY OF TOLEDO	ELSAVED-ALI, H.	839	279	535	-	1,653	559	-	2,212	-	-	2,212	ARC
515911	* NORFOLK STATE UNIVERSITY	ELSAVED-ALI, H.	2,400	5,200	-	-	7,600	3,800	-	11,400	-	-	11,400	ARC
702171	* AMERICAN GFM	ELSAVED-ALI, H.	-	5,570	-	-	5,570	2,785	-	8,355	-	-	8,355	ARC
702931	* LIFENET TRANSPLANT SERVICES	ELSAVED-ALI, H.	566	800	-	-	1,366	683	-	2,049	-	-	2,049	ARC
705062	* JEFFERSON SCIENCE ASSOCIATES	ELSAVED-ALI, H.	9,524	-	-	-	9,524	2,476	-	12,000	-	-	12,000	ARC
705691	* JEFFERSON SCIENCE ASSOCIATES	ELSAVED-ALI, H.	2,200	2,700	-	-	4,900	4,900	-	9,800	-	-	9,800	ARC
751080	* NATL INST AEROSPACE ASSOC	ELSAVED-ALI, H.	1,332	-	-	-	1,332	346	-	1,678	-	-	1,678	ARC
792261	* JEFFERSON SCIENCE ASSOCIATES	ELSAVED-ALI, H.	36,644	-	-	-	36,644	18,322	-	54,966	-	-	54,966	ARC
511671	* UNIVERSITY OF TOLEDO	MARSILLAC, S.	6,712	2,232	4,281	-	13,225	4,471	-	17,696	-	-	17,696	ARC
513021	* UNIVERSITY OF TOLEDO	MARSILLAC, S.	43,522	3,335	42,213	-	89,070	28,114	-	117,184	-	-	117,184	ARC
383821	* NATL SCIENCE FOUNDATION	NAMKOONG, G.	4,134	3,777	-	-	7,911	3,323	-	11,234	-	-	11,234	ARC
500333	* ODU	NAMKOONG, G.	1,037	360	-	243	1,640	-	-	1,640	-	-	1,640	ARC
511671	* UNIVERSITY OF TOLEDO	NAMKOONG, G.	420	139	268	-	827	280	-	1,107	-	-	1,107	ARC
704711	* CERMET, INC.	NAMKOONG, G.	31,744	13,476	-	-	45,220	22,610	-	67,830	-	-	67,830	ARC
706721	* CERMET, INC.	NAMKOONG, G.	-	467	-	-	467	233	-	700	-	-	700	ARC
710461	* GWANGJU INSTITUTE OF SCI & TEC	NAMKOONG, G.	14,916	2,085	-	-	17,001	3,570	-	20,571	-	-	20,571	ARC
713621	* GWANGJU INSTITUTE OF SCI & TEC	NAMKOONG, G.	6,436	1,765	-	-	8,201	1,722	-	9,923	-	-	9,923	ARC
792851	* CERMET, INC.	NAMKOONG, G.	-	-	-	226	226	113	-	339	-	-	339	ARC
			358,389	47,491	49,497	869	456,246	155,392	-	611,638	-	-	611,638	34.06%
Electrical and Computer Engineering - Center for Bioblectrics														
294811	* ARMY MED RES COMMAND	KOLB, J.	59,495	13,097	6,284	10,727	89,603	45,806	-	135,409	-	-	135,409	CBE
382011	* US PUBLIC HEALTH SERVICE	KOLB, J.	13,096	3,499	2,946	442	19,983	6,970	-	26,953	-	-	26,953	CBE
715481	* INST ELE & ELEC ENGINEERS	KOLB, J.	-	2,120	-	-	2,120	-	-	2,120	-	-	2,120	CBE
294811	* ARMY MED RES COMMAND	SCHOENBACH, K.	59,495	13,097	6,284	10,727	89,603	45,806	-	135,409	-	-	135,409	CBE
382011	* US PUBLIC HEALTH SERVICE	SCHOENBACH, K.	13,096	3,500	2,946	441	19,983	6,970	-	26,953	-	-	26,953	CBE
786271	* BIOELECTRICS, INC.	SCHOENBACH, K.	10,609	714	-	3,542	14,865	6,243	-	21,108	-	-	21,108	CBE
206901	* OFFICE OF NAVAL RESEARCH	XIAO, S.	3,383	4,503	-	-	7,886	3,943	-	11,829	-	-	11,829	CBE
302401	* US PUBLIC HEALTH SERVICE	XIAO, S.	16,063	4,262	8,010	-	28,335	10,163	-	38,498	-	-	38,498	CBE
714131	* AMERICAN HEART ASSOCIATION	ZEMLIN, C.	1,678	325	-	-	2,003	-	-	2,003	-	-	2,003	CBE
			176,915	45,117	26,470	25,879	274,381	125,901	-	400,282	-	-	400,282	45.89%

SCHEDULE 4
OLD DOMINION UNIVERSITY RESEARCH FOUNDATION
SPONSORED PROGRAM ACTIVITY BY INDIVIDUAL PROJECT
(MEASURED BY EXPENDITURES INCURRED)
FOR FISCAL YEAR 2011

PROJECT NUMBER	SPONSORING AGENCY	PRINCIPAL INVESTIGATOR / PROJECT DIRECTOR	PROJECT DIRECT COST				PROJECT IDC AND FEES				EFFECTIVE INDIRECT COST RATE	CENTER	
			PERSONNEL AND FRINGE BENEFITS	SUPPLIES, CONTRACTUAL, GENERAL, & TRAVEL	EQUIPMENT	SUBCONTRACTS, CONSTRUCTION, TUITION & OTHER	TOTAL DIRECT COSTS	REIMBURSED INDIRECT COSTS	TOTAL SPECIAL FEES	TOTAL PROJECT COSTS			
565411	ODU	ALBERTS, T.	94,372	10,702	-	-	-	105,074	-	-	105,074	-	TRAD
771071	* MAGNE MOTION, INC	ALBERTS, T.	-	-	-	2	-	2	1	-	3	-	TRAD
771072	* MAGNE MOTION, INC	ALBERTS, T.	37,366	915	-	-	-	38,281	19,141	-	57,422	-	TRAD
792271	* ADAPTIVE AEROSPACE GROUP	ALBERTS, T.	-	-	-	-	7,188	7,188	1,868	-	9,056	-	TRAD
373821	* NATL SCIENCE FOUNDATION	BAO, H.	1,516	-	-	-	16,450	17,966	-	-	17,966	-	TRAD
391471	* NATL SCIENCE FOUNDATION	BAO, H.	7,455	12,828	-	13,584	-	33,867	14,130	-	47,997	-	TRAD
502531	* UNIV MICH DEPT NAT RESOURCES	BAO, H.	1,534	494	-	-	-	2,028	886	-	2,914	-	TRAD
502532	* UNIV MICH DEPT NAT RESOURCES	BAO, H.	599	36	-	-	-	635	277	-	912	-	TRAD
710551	* CHILDREN'S SURGICAL SPEC GROUP	BAWAB, S.	943	136	-	-	-	1,079	539	-	1,618	-	TRAD
771071	* MAGNE MOTION, INC	BAWAB, S.	-	-	-	-	-	-	-	-	-	-	TRAD
775993	* COMPUTER SCIENCE CORP.	BAWAB, S.	-	-	-	49	-	49	21	-	70	-	TRAD
387022	* NATL SCIENCE FOUNDATION	BESKOK, A.	37,930	1,172	-	-	-	39,102	16,423	-	55,525	-	TRAD
393691	* NATL SCIENCE FOUNDATION	BESKOK, A.	-	-	8,691	-	-	8,691	-	-	8,691	-	TRAD
395121	* NATL SCIENCE FOUNDATION	BESKOK, A.	49,294	5,649	-	-	-	54,943	27,472	-	82,415	-	TRAD
396511	* NATL SCIENCE FOUNDATION	BESKOK, A.	9,056	2,090	-	-	-	11,146	5,573	-	16,719	-	TRAD
513511	* ODU	BESKOK, A.	4,201	1,600	-	-	-	5,801	-	-	5,801	-	TRAD
513571	* ODU	BESKOK, A.	1,405	6,700	-	-	-	8,105	-	-	8,105	-	TRAD
575611	* TEXAS A & M UNIVERSITY	BESKOK, A.	28,257	2,731	-	-	-	30,988	13,015	-	44,003	-	TRAD
705051	* NATL INST AEROSPACE ASSOC	BRITCHER, C.	3,275	945	-	802	-	5,022	1,296	-	6,318	-	TRAD
710951	* TRIUMP AEROSPACE SYSTEMS	BRITCHER, C.	6,153	700	-	-	-	6,853	3,427	-	10,280	-	TRAD
771071	* MAGNE MOTION, INC	BRITCHER, C.	-	-	-	1	-	1	-	-	1	-	TRAD
771462	* VA TOBACCO INDEM / REVIT COMM	BRITCHER, C.	57,007	27,414	998	-	-	85,419	-	-	85,419	-	TRAD
784682	* NATL INST AEROSPACE ASSOC	BRITCHER, C.	26,524	1,678	-	-	-	28,202	7,332	-	35,534	-	TRAD
306021	* NATL SCIENCE FOUNDATION	CHATURVEDI, S.	8,489	-	-	-	-	8,489	4,246	-	12,735	-	TRAD
353341	* NATL SCIENCE FOUNDATION	CHATURVEDI, S.	12,521	1,768	-	-	-	14,289	5,380	-	19,669	-	TRAD
771071	* MAGNE MOTION, INC	CREEDON, J.	-	-	-	1	-	1	-	-	2	-	TRAD
784683	* NATL INST AEROSPACE ASSOC	CREEDON, J.	142,498	7,813	-	-	-	150,311	75,155	-	225,466	-	TRAD
704831	* CHILDREN HOSPITAL-KING'S DAUGH	DEMUREN, A.	7,981	-	-	-	-	7,981	-	-	7,981	-	TRAD
383991	* NATL SCIENCE FOUNDATION	HAO, J.	9,315	5,443	-	-	-	14,758	6,199	-	20,957	-	TRAD
385881	* NATL SCIENCE FOUNDATION	HAO, J.	12,533	5,383	-	-	12,040	29,956	11,627	-	41,583	-	TRAD
393691	* NATL SCIENCE FOUNDATION	HAO, J.	-	-	8,691	-	-	8,691	-	-	8,691	-	TRAD
396511	* NATL SCIENCE FOUNDATION	HAO, J.	9,056	2,090	-	-	-	11,146	5,573	-	16,719	-	TRAD
373821	* NATL SCIENCE FOUNDATION	HOU, G.	4,550	-	-	-	-	53,900	-	-	53,900	-	TRAD
383991	* NATL SCIENCE FOUNDATION	HOU, G.	3,992	2,333	-	49,350	-	6,325	2,656	-	8,981	-	TRAD
502531	* UNIV MICH DEPT NAT RESOURCES	HOU, G.	1,535	494	-	-	-	2,029	887	-	2,916	-	TRAD
502532	* UNIV MICH DEPT NAT RESOURCES	HOU, G.	599	36	-	-	-	635	277	-	912	-	TRAD
513532	* ODU	HOU, G.	10,570	-	-	-	-	10,570	-	-	10,570	-	TRAD
775993	* COMPUTER SCIENCE CORP.	HOU, G.	-	-	-	30	-	30	-	-	43	-	TRAD
704651	* LOCKHEED/MARTIN	HOU, G.	12,382	10,206	3,215	4,974	-	30,777	13,776	-	44,553	-	TRAD

SCHEDULE 4
OLD DOMINION UNIVERSITY RESEARCH FOUNDATION
SPONSORED PROGRAM ACTIVITY BY INDIVIDUAL PROJECT
(MEASURED BY EXPENDITURES INCURRED)
FOR FISCAL YEAR 2011

PROJECT NUMBER	SPONSORING AGENCY	PRINCIPAL INVESTIGATOR / PROJECT DIRECTOR	PERSONNEL AND FRINGE BENEFITS	SUPPLIES, CONTRACTUAL, GENERAL, & TRAVEL	PROJECT DIRECT COST			PROJECT IDC AND FEES			EFFECTIVE INDIRECT COST RATE	CENTER
					EQUIPMENT	SUBCONTRACTS, CONSTRUCTION, TUITION & OTHER	TOTAL DIRECT COSTS	REIMBURSED INDIRECT COSTS	TOTAL SPECIAL FEES	TOTAL PROJECT COSTS		
710551	* CHILDREN'S SURGICAL SPEC GROUP	KNISLEY, S.	943	136	-	-	-	1,079	539	-	1,618	TRAD
771462	* VA TOBACCO INDEMN / REVIT COMM	KOSTER, E.	34,205	16,448	599	-	-	51,252	-	-	51,252	TRAD
502531	* UNIV MICH DEPT NAT RESOURCES	KOTINIS, M	1,535	494	-	-	-	2,029	887	-	2,916	TRAD
502532	* UNIV MICH DEPT NAT RESOURCES	KOTINIS, M	599	36	-	-	-	635	277	-	912	TRAD
513534	ODU	KOTINIS, M.	6,788	-	-	-	-	6,788	-	-	6,788	TRAD
205801	NAVAL AIR SYSTEMS COMMAND	LANDMAN, D.	7,944	977	-	-	-	8,921	4,460	-	13,381	TRAD
502531	* UNIV MICH DEPT NAT RESOURCES	LANDMAN, D.	1,316	423	-	-	-	1,739	760	-	2,499	TRAD
502532	* UNIV MICH DEPT NAT RESOURCES	LANDMAN, D.	514	30	-	-	-	544	238	-	782	TRAD
500333	* ODU	LEE, K.	623	216	-	-	-	839	-	-	839	TRAD
373821	* NATL SCIENCE FOUNDATION	NEWMAN, B.	1,516	-	-	-	-	1,516	-	-	1,516	TRAD
306021	* NATL SCIENCE FOUNDATION	PRABHAKARAN, R.	4,495	-	-	-	-	4,495	2,247	-	6,742	TRAD
393691	* NATL SCIENCE FOUNDATION	QIAN, S.	-	-	9,312	-	-	9,312	-	-	9,312	TRAD
396511	* NATL SCIENCE FOUNDATION	QIAN, S.	9,056	2,091	-	-	-	11,147	5,573	-	16,720	TRAD
513511	* ODU	QIAN, S.	4,201	1,600	-	-	-	5,801	-	-	5,801	TRAD
711601	YEUNG NAM UNIVERSITY	QIAN, S.	3,902	18	-	-	-	3,920	-	-	3,920	TRAD
702971	* ADV ANTI-TERROR TECHNOLOGIES	RINGLEB, S.	8,481	13	-	-	-	8,494	4,247	-	12,741	TRAD
786782	* ADV ANTI-TERROR TECHNOLOGIES	RINGLEB, S.	39,368	908	-	-	-	41,947	20,138	-	62,085	TRAD
			728,394	134,746	31,506	122,738	1,017,384	276,557	-	-	1,293,941	27.18%
	Mechanical & Aerospace Engineering - Applied Research Center											
513521	ODU	ELMUSTAFA, A.	5,206	950	68,136	-	-	74,292	-	-	74,292	ARC
712332	JEFFERSON SCIENCE ASSOCIATES	ELMUSTAFA, A.	29,557	-	-	-	-	29,557	-	-	29,557	ARC
764781	MUONS, INC.	ELMUSTAFA, A.	5,007	-	-	4,915	-	9,922	4,167	-	14,089	ARC
			39,770	950	68,136	4,915	113,771	4,167	-	-	117,938	3.66%
	Mechanical & Aerospace Engineering - VMASC: Virginia Modeling & Simulation Center											
706371	* LOCKHEED/MARTIN	NEWMAN, B.	76,814	257	1,556	-	-	78,627	38,535	-	117,162	VMASC
201761	* OFFICE OF NAVAL RESEARCH	RINGLEB, S.	12,212	325	-	2,179	-	14,716	7,184	-	21,900	VMASC
201761	* OFFICE OF NAVAL RESEARCH	RINGLEB, S.	12,212	324	-	2,179	-	14,715	7,185	-	21,900	VMASC
702971	* ADV ANTI-TERROR TECHNOLOGIES	RINGLEB, S.	3,634	5	-	-	-	3,639	1,820	-	5,459	VMASC
775993	* COMPUTER SCIENCE CORP.	RINGLEB, S.	-	-	-	10	-	10	4	-	14	VMASC
			104,872	911	1,556	4,368	111,707	54,728	-	-	166,435	48.99%

SCHEDULE 4
OLD DOMINION UNIVERSITY RESEARCH FOUNDATION
SPONSORED PROGRAM ACTIVITY BY INDIVIDUAL PROJECT
(MEASURED BY EXPENDITURES INCURRED)
FOR FISCAL YEAR 2011

PROJECT NUMBER	SPONSORING AGENCY	PRINCIPAL INVESTIGATOR / PROJECT DIRECTOR	PROJECT DIRECT COST					PROJECT IDC AND FEES			EFFECTIVE INDIRECT COST RATE	CENTER		
			PERSONNEL AND FRINGE BENEFITS	SUPPLIES, CONTRACTUAL, GENERAL, & TRAVEL	EQUIPMENT	SUBCONTRACTS, CONSTRUCTION, TUITION & OTHER	TOTAL DIRECT COSTS	REIMBURSED INDIRECT COSTS	TOTAL SPECIAL FEES	TOTAL PROJECT COSTS				
707281	Engineering Technology * ODU	BONDI, S.	1,155	-	-	-	1,155	-	-	-	1,155	-	1,155	TRAD
373821	* NATL SCIENCE FOUNDATION	DEAN, A.	4,550	-	-	-	53,900	-	49,350	-	887	-	53,900	TRAD
502531	* UNIV MICH DEPT NAT RESOURCES	DEAN, A.	1,535	494	-	-	2,029	-	-	-	278	-	2,916	TRAD
502532	* UNIV MICH DEPT NAT RESOURCES	DEAN, A.	599	35	-	-	634	-	-	-	278	-	912	TRAD
713121	* CREARE, INC.	DEAN, A.	30,248	981	-	-	31,229	-	-	-	15,614	-	46,843	TRAD
500941	VA TECH	FLORY, I.	32,031	1,773	-	-	33,804	-	-	-	8,789	-	42,593	TRAD
713121	* CREARE, INC.	HACKWORTH, J.	8,642	280	-	-	8,922	-	-	-	4,461	-	13,383	TRAD
194932	* NASA-JOHNSON SPACE FLIGHT CNTR	HSIUNG, S.	6,382	1,389	-	-	7,771	-	-	-	2,020	-	9,791	TRAD
194932	* NASA-JOHNSON SPACE FLIGHT CNTR	LAWRENCE, R.	6,382	1,389	-	-	7,771	-	-	-	2,020	-	9,791	TRAD
775992	* COMPUTER SCIENCE CORP.	LAWRENCE, R.	-	864	-	-	864	-	-	-	-	-	864	TRAD
784686	NATL INST AEROSPACE ASSOC	LAWRENCE, R.	42,717	2,344	-	-	45,061	-	-	-	11,716	-	56,777	TRAD
194932	* NASA-JOHNSON SPACE FLIGHT CNTR	LIN, C.	6,382	1,389	-	-	7,771	-	-	-	2,020	-	9,791	TRAD
713121	* CREARE, INC.	LIN, C.	4,321	140	-	-	4,461	-	-	-	2,231	-	6,692	TRAD
771482	* VA TOBACCO INDEM / REVIT COMM	LOPEZ, F.	22,803	10,966	399	-	34,168	-	-	-	-	-	34,168	TRAD
194932	* NASA-JOHNSON SPACE FLIGHT CNTR	MOUSTAFA, M.	6,382	1,389	-	-	7,771	-	-	-	2,021	-	9,792	TRAD
194932	* NASA-JOHNSON SPACE FLIGHT CNTR	TOMOVIC, M.	6,383	1,388	-	-	7,771	-	-	-	2,021	-	9,792	TRAD
712334	JEFFERSON SCIENCE ASSOCIATES	TOMOVIC, M.	11,734	-	-	-	11,734	-	-	-	-	-	11,734	TRAD
384721	* NATL SCIENCE FOUNDATION	VERMA, A.	90,625	28,374	-	-	123,670	-	-	-	59,931	-	302,600	TRAD
391471	* NATL SCIENCE FOUNDATION	VERMA, A.	18,107	31,151	-	-	82,250	-	32,992	-	34,317	-	116,567	TRAD
502531	* UNIV MICH DEPT NAT RESOURCES	VERMA, A.	1,535	494	-	-	2,029	-	-	-	887	-	2,916	TRAD
502532	* UNIV MICH DEPT NAT RESOURCES	VERMA, A.	599	35	-	-	634	-	-	-	278	-	912	TRAD
197871	NASA-LANGLEY RESEARCH CENTER	WALK, S.	3,717	-	-	-	3,717	-	-	-	1,858	-	5,575	TRAD
502531	* UNIV MICH DEPT NAT RESOURCES	WALK, S.	1,534	494	-	-	2,028	-	-	-	886	-	2,914	TRAD
502532	* UNIV MICH DEPT NAT RESOURCES	WALK, S.	599	35	-	-	634	-	-	-	277	-	911	TRAD
701641	RYAN JONES & ASSOCIATES	WALK, S.	7,129	-	-	-	8,148	-	1,019	-	5,279	-	13,427	TRAD
393471	US GEOLOGICAL SURVEY	ZHOU, G.	6,392	-	-	-	6,392	-	-	-	3,196	-	9,588	TRAD
			322,483	84,540	399	-	615,337	-	207,915	-	160,987	-	776,324	26.16%
Engineering Technology - Applied Research Center														
196581	NASA-LANGLEY RESEARCH CENTER	LAWRENCE, R.	16,712	-	-	-	16,712	-	-	-	8,356	-	25,068	ARC
704661	NATL INST AEROSPACE ASSOC	LAWRENCE, R.	3,616	-	-	-	3,616	-	-	-	1,808	-	5,424	ARC
			20,328	-	-	-	20,328	-	-	-	10,164	-	30,492	50.00%

SCHEDULE 4
OLD DOMINION UNIVERSITY RESEARCH FOUNDATION
SPONSORED PROGRAM ACTIVITY BY INDIVIDUAL PROJECT
(MEASURED BY EXPENDITURES INCURRED)
FOR FISCAL YEAR 2011

PROJECT NUMBER	SPONSORING AGENCY	PRINCIPAL INVESTIGATOR / PROJECT DIRECTOR	PROJECT DIRECT COST				PROJECT IDC AND FEES			EFFECTIVE INDIRECT COST RATE	CENTER
			PERSONNEL AND FRINGE BENEFITS	SUPPLIES, CONTRACTUAL, GENERAL, & TRAVEL	EQUIPMENT	SUBCONTRACTS, CONSTRUCTION, TUITION & OTHER	TOTAL DIRECT COSTS	REIMBURSED INDIRECT COSTS	TOTAL SPECIAL FEES		
201851	* ARMY CORPS/ENGR-NORFOLK	BOWLING, S.	268	1,490	-	384	2,142	1,071	-	3,213	TRAD
293561	* ARMY CORPS/ENGR-NORFOLK	BOWLING, S.	-	73	-	-	73	37	-	110	TRAD
201851	* ARMY CORPS/ENGR-NORFOLK	DANIELS, C.	268	1,490	-	384	2,142	1,071	-	3,213	TRAD
293561	* ARMY CORPS/ENGR-NORFOLK	DANIELS, C.	-	73	-	-	73	37	-	110	TRAD
705851	* RILEEN INNOVATIVE TECHNOLOGIES	GHEORGHE, A.	16,378	-	-	-	16,378	8,189	-	24,567	TRAD
751081	NATL INST. AEROSPACE ASSOC	GHEORGHE, A.	3,845	675	-	35	4,555	2,260	-	6,815	TRAD
796861	* REFERENTIA SYSTEMS, INC.	HESTER, P.	12,093	-	-	1,357	13,450	6,046	-	19,496	TRAD
503341	* ODU	KADY, R.	-	1,994	-	-	1,994	-	-	1,994	TRAD
366221	* US DEPT HOMELAND SECURITY	KOVACIC, S.	89,188	1,314	-	108,800	199,302	38,011	-	237,313	TRAD
705841	* SYSTEMS ENGINEERING SOLUTIONS	KOVACIC, S.	22,313	5,013	-	873	28,199	14,100	-	42,299	TRAD
707271	* SYSTEMS ENGINEERING SOLUTIONS	KOVACIC, S.	3,302	225	-	4,473	8,000	4,000	-	12,000	TRAD
201851	* ARMY CORPS/ENGR-NORFOLK	LANDAETA, R.	1,088	5,960	-	1,535	8,563	4,281	-	12,844	TRAD
293561	* ARMY CORPS/ENGR-NORFOLK	LANDAETA, R.	-	296	-	-	295	145	-	440	TRAD
590141	UNIVERSITY OF CENTRAL FLORIDA	LANDAETA, R.	-	-	-	248	248	123	-	371	TRAD
705681	* VIRGINIA NATURAL GAS	LANDAETA, R.	1,174	-	-	7	1,181	319	-	1,500	TRAD
201851	* ARMY CORPS/ENGR-NORFOLK	PAROS, P.	268	1,490	-	384	2,142	1,071	-	3,213	TRAD
201851	* ARMY CORPS/ENGR-NORFOLK	PARSONS, V.	268	1,490	-	384	2,142	1,071	-	3,213	TRAD
293561	* ARMY CORPS/ENGR-NORFOLK	PARSONS, V.	-	73	-	-	73	37	-	110	TRAD
293561	* ARMY CORPS/ENGR-NORFOLK	PAZOS, P.	-	73	-	-	73	37	-	110	TRAD
705681	* VIRGINIA NATURAL GAS	PAZOS, P.	10,569	-	-	58	10,627	2,869	-	13,496	TRAD
201851	* ARMY CORPS/ENGR-NORFOLK	RABADI, G.	268	1,490	-	384	2,142	1,071	-	3,213	TRAD
293561	* ARMY CORPS/ENGR-NORFOLK	RABADI, G.	-	73	-	-	73	37	-	110	TRAD
703391	QATAR UNIVERSITY	RABADI, G.	2,330	-	-	-	2,330	466	-	2,796	TRAD
366221	* US DEPT HOMELAND SECURITY	SOSA-POZA, A.	89,188	1,314	-	108,800	199,302	38,011	-	237,313	TRAD
514802	VIRGINIA DIE & MANUFACTURING	SOSA-POZA, A.	-	-	-	37	37	-	-	37	TRAD
705841	* SYSTEMS ENGINEERING SOLUTIONS	SOSA-POZA, A.	22,314	5,012	-	873	28,199	14,099	-	42,298	TRAD
707271	* SYSTEMS ENGINEERING SOLUTIONS	SOSA-POZA, A.	3,302	226	-	4,472	8,000	4,000	-	12,000	TRAD
282009	* NAVSUP FLEET LOGISTICS NORFOLK	SOSA-POZA, A.	-	-	-	106,222	106,222	2,625	-	108,847	TRAD
282016	* NAVSUP FLEET LOGISTICS NORFOLK	TOLK, A.	12,594	1,737	-	-	14,331	6,019	-	20,350	TRAD
282017	* NAVSUP FLEET LOGISTICS NORFOLK	TOLK, A.	711	-	-	-	711	299	-	1,010	TRAD
282109	* NAVSUP FLEET LOGISTICS NORFOLK	TOLK, A.	7,254	-	-	-	7,254	3,047	-	10,301	TRAD
282209	* NAVSUP FLEET LOGISTICS NORFOLK	TOLK, A.	13,577	-	-	-	13,577	5,703	-	19,280	TRAD
282309	* NAVSUP FLEET LOGISTICS NORFOLK	TOLK, A.	14,958	2,734	-	-	17,692	7,431	-	25,123	TRAD
282409	* NAVSUP FLEET LOGISTICS NORFOLK	TOLK, A.	13,969	1,654	-	-	15,623	6,562	-	22,185	TRAD
282509	* NAVSUP FLEET LOGISTICS NORFOLK	TOLK, A.	3,645	-	-	-	3,645	1,531	-	5,176	TRAD
286013	* NAVSUP FLEET LOGISTICS NORFOLK	TOLK, A.	676	-	-	-	676	235	-	911	TRAD
295251	* MODELING & SIMULATION CO OFF	TOLK, A.	15,160	1,507	-	7,632	24,299	6,874	-	31,173	TRAD
705191	* RAYTHEON AIRCRAFT COMPANY	TOLK, A.	5,508	490	-	-	5,998	2,999	-	8,997	TRAD
796861	* REFERENTIA SYSTEMS, INC.	TOLK, A.	12,092	-	-	1,357	13,449	6,046	-	19,495	TRAD
			378,548	37,965	-	348,699	765,212	191,830	-	957,042	25.07%

SCHEDULE 4
OLD DOMINION UNIVERSITY RESEARCH FOUNDATION
SPONSORED PROGRAM ACTIVITY BY INDIVIDUAL PROJECT
 (MEASURED BY EXPENDITURES INCURRED)
FOR FISCAL YEAR 2011

PROJECT NUMBER	SPONSORING AGENCY	PRINCIPAL INVESTIGATOR / PROJECT DIRECTOR	PROJECT DIRECT COST					PROJECT IDC AND FEES			EFFECTIVE INDIRECT COST RATE	CENTER
			PERSONNEL AND FRINGE BENEFITS	SUPPLIES, CONTRACTUAL, GENERAL, & TRAVEL	EQUIPMENT	SUBCONTRACTS, CONSTRUCTION, TUITION & OTHER	TOTAL DIRECT COSTS	REIMBURSED INDIRECT COSTS	TOTAL SPECIAL FEES	TOTAL PROJECT COSTS		
Engineering Management - VMASC; Virginia Modeling & Simulation Center												
796861	* REFERENTIA SYSTEMS, INC.	HESTER, P.	12,093	-	-	1,356	13,449	6,047	-	19,496	-	VMASC
206401	* MODELING & SIMULATION CO OFF	TOLK, A.	46,515	1,379	-	12,278	60,172	16,763	-	76,935	-	VMASC
282016	* NAVSUP FLEET LOGISTICS NORFOLK	TOLK, A.	12,594	1,737	-	-	14,331	6,019	-	20,350	-	VMASC
282017	* NAVSUP FLEET LOGISTICS NORFOLK	TOLK, A.	711	-	-	-	711	298	-	1,009	-	VMASC
705191	* RAYTHEON AIRCRAFT COMPANY	TOLK, A.	5,508	490	-	-	5,998	2,999	-	8,997	-	VMASC
796861	* REFERENTIA SYSTEMS, INC.	TOLK, A.	12,092	-	-	1,357	13,449	6,046	-	19,495	-	VMASC
			89,513	3,606	-	14,991	108,110	38,172	-	146,282	-	35.31%
Engineering Management - NCSOSE												
207031	* SPACE AND NAVAL WARFARE SYSTEM	ADAMS, K.	120,056	8,336	-	-	128,392	56,107	-	184,499	-	NCSOSE
207032	* SPACE AND NAVAL WARFARE SYSTEM	ADAMS, K.	-	7,816	-	-	7,816	3,416	-	11,232	-	NCSOSE
301491	* US DEPT HOMELAND SECURITY	HESTER, P.	213,674	3,181	-	-	216,855	108,428	-	325,283	-	NCSOSE
207031	* SPACE AND NAVAL WARFARE SYSTEM	KEATING, C.	9,036	627	-	-	9,663	4,223	-	13,886	-	NCSOSE
207032	* SPACE AND NAVAL WARFARE SYSTEM	KEATING, C.	-	588	-	-	588	257	-	845	-	NCSOSE
301491	* US DEPT HOMELAND SECURITY	KEATING, C.	37,707	561	-	-	38,268	19,134	-	57,402	-	NCSOSE
386221	* US DEPT HOMELAND SECURITY	KEATING, C.	44,595	658	-	54,400	99,653	19,006	-	118,659	-	NCSOSE
713241	* SPATIAL INTEGRATED SYSTEMS	KEATING, C.	2,261	1,478	-	-	3,739	1,131	-	4,870	-	NCSOSE
713242	* SPATIAL INTEGRATED SYSTEMS	KEATING, C.	12,674	1,444	-	-	14,118	-	-	14,118	-	NCSOSE
			440,003	24,689	-	54,400	519,092	211,702	-	730,794	-	40.78%
Modeling, Simulation & Visualization												
286024	* NAVSUP FLEET LOGISTICS NORFOLK	LEATHRUM, J.	2,003	-	-	2,849	4,852	1,452	-	6,304	-	TRAD
306021	* NATL SCIENCE FOUNDATION	MCKENZIE, F.	4,495	-	-	-	4,495	2,247	-	6,742	-	TRAD
381572	* US PUBLIC HEALTH SERVICE	MCKENZIE, F.	1,401	-	-	1,304	2,705	700	-	3,405	-	TRAD
594491	* EASTERN VIRGINIA MED. SCHOOL	MCKENZIE, F.	5,561	33	-	-	5,594	1,454	-	7,048	-	TRAD
700381	* INTELLIGENT AUTOMATION, INC.	MCKENZIE, F.	5,765	110	-	-	5,875	2,937	-	8,812	-	TRAD
710551	* CHILDREN'S SURGICAL SPEC GROUP	MCKENZIE, F.	7,540	1,088	-	-	8,628	4,315	-	12,943	-	TRAD
286024	* NAVSUP FLEET LOGISTICS NORFOLK	MIELKE, R.	2,003	-	-	2,849	4,852	1,452	-	6,304	-	TRAD
			28,768	1,231	-	7,002	37,001	14,557	-	51,558	-	39.34%

SCHEDULE 4
OLD DOMINION UNIVERSITY RESEARCH FOUNDATION
SPONSORED PROGRAM ACTIVITY BY INDIVIDUAL PROJECT
 (MEASURED BY EXPENDITURES INCURRED)
FOR FISCAL YEAR 2011

PROJECT NUMBER	SPONSORING AGENCY	PRINCIPAL INVESTIGATOR / PROJECT DIRECTOR	PROJECT DIRECT COST				PROJECT IDC AND FEES			EFFECTIVE INDIRECT COST RATE	CENTER
			SUPPLIES, CONTRACTUAL, GENERAL, & TRAVEL	EQUIPMENT	SUBCONTRACTS, CONSTRUCTION, TUITION & OTHER	TOTAL DIRECT COSTS	REIMBURSED INDIRECT COSTS	TOTAL SPECIAL FEES	TOTAL PROJECT COSTS		
Virginia Commercial Space Flight Authority											
184601	NASA-GODDARD SPACEFLIGHT CNTR	REED, B.	26,815	1,885	-	865,880	894,580	15,932	-	910,512	VCSFA
184602	NASA-GODDARD SPACEFLIGHT CNTR	REED, B.	-	-	-	(10)	(10)	(1)	-	(1)	VCSFA
184603	NASA-GODDARD SPACEFLIGHT CNTR	REED, B.	-	-	-	22,448,813	22,448,813	212,500	-	22,661,313	VCSFA
184604	NASA-GODDARD SPACEFLIGHT CNTR	REED, B.	14,756	2,629	-	74,342	91,727	11,841	-	103,568	VCSFA
184605	NASA-GODDARD SPACEFLIGHT CNTR	REED, B.	126,277	400,375	-	30,598	557,250	68,378	-	625,628	VCSFA
184606	NASA-GODDARD SPACEFLIGHT CNTR	REED, B.	7,748	1,589	-	-	9,337	3,954	-	13,291	VCSFA
502001	VA GENERAL ASSEMBLY	REED, B.	6,558	8,155	-	33,558	48,271	-	-	48,271	VCSFA
502002	VA GENERAL ASSEMBLY	REED, B.	-	-	-	1,176,899	1,176,899	-	-	1,176,899	VCSFA
502006	VA GENERAL ASSEMBLY	REED, B.	-	-	-	4,016,073	4,016,073	-	-	4,016,073	VCSFA
502007	VA GENERAL ASSEMBLY	REED, B.	-	-	-	1,067,113	1,067,113	-	-	1,067,113	VCSFA
503001	ORBITAL SCIENCE CORP	REED, B.	-	-	-	1,449,670	1,449,670	-	-	1,449,670	VCSFA
503002	ORBITAL SCIENCE CORP	REED, B.	-	-	-	1,740,258	1,740,258	-	-	1,740,258	VCSFA
503003	ORBITAL SCIENCE CORP	REED, B.	-	-	-	43,482	43,482	-	-	43,482	VCSFA
503004	ORBITAL SCIENCE CORP	REED, B.	-	-	-	733,683	733,683	-	-	733,683	VCSFA
547301	MD DEPT BUSINESS ECON DEV	REED, B.	13,159	-	-	1,039,133	1,039,133	37,500	-	1,076,633	VCSFA
571683	VA GENERAL ASSEMBLY	REED, B.	5,627	472	-	1,127	14,286	430	-	14,716	VCSFA
571684	VA GENERAL ASSEMBLY	REED, B.	595,601	758,834	-	92,340	1,446,775	-	-	1,446,775	VCSFA
706221	ORBITAL SCIENCE CORP	REED, B.	-	28,040	-	12,007,584	12,035,624	-	-	12,035,624	VCSFA
706222	ORBITAL SCIENCE CORP	REED, B.	-	-	-	1,920	1,920	-	-	1,920	VCSFA
706223	ORBITAL SCIENCE CORP	REED, B.	-	-	-	211,361	211,361	-	-	211,361	VCSFA
Virginia Space Flight Academy			796,541	1,201,979	-	47,033,824	49,032,344	350,534	-	49,382,878	VCSFA
WOODHAMS, W.											
711202	PRIVATE SPONSORS	WOODHAMS, W.	-	23,059	-	-	23,059	-	-	23,059	VSFAI
711210	PRIVATE SPONSORS	WOODHAMS, W.	-	(350)	-	-	(350)	-	-	(350)	VSFAI
711211	PRIVATE SPONSORS	WOODHAMS, W.	-	31,986	-	-	31,986	-	-	31,986	VSFAI
711212	PRIVATE SPONSORS	WOODHAMS, W.	-	1,659	-	-	1,659	-	-	1,659	VSFAI
Mid-Atlantic Institute for Space and Technology			-	56,354	-	-	56,354	-	-	56,354	0.00%
SKOUZES, F.											
106521	NASA-GODDARD SPACEFLIGHT CNTR	SKOUZES, F.	68,909	939	-	12,152	82,000	-	-	82,000	MIST
106522	NASA-GODDARD SPACEFLIGHT CNTR	SKOUZES, F.	-	748	-	616	1,364	-	-	1,364	MIST
110811	NASA-GODDARD SPACEFLIGHT CNTR	SKOUZES, F.	191	29,775	-	-	29,966	-	-	29,966	MIST
111981	NASA-GODDARD SPACEFLIGHT CNTR	SKOUZES, F.	36,683	4,950	-	-	41,633	-	-	41,633	MIST
115371	NASA-GODDARD SPACEFLIGHT CNTR	SKOUZES, F.	11,577	-	-	-	11,577	-	-	11,577	MIST
507221	WORCESTER COUNTY, MD	SKOUZES, F.	65,065	5,184	-	4,751	75,000	-	-	75,000	MIST
510011	WICOMICO COUNTY PUBLIC SCHOOLS	SKOUZES, F.	-	10,000	-	-	10,000	-	-	10,000	MIST
517151	WORCESTER COUNTY, MD	SKOUZES, F.	-	-	3,030	-	3,030	-	-	3,030	MIST
596901	WORCESTER COUNTY, MD	SKOUZES, F.	-	-	-	2,068	2,068	96	-	2,164	MIST
TOTAL ENGINEERING			182,425	51,596	3,030	19,587	256,638	96	-	256,734	0.04%
			\$ 4,418,317	\$ 1,795,018	\$ 187,390	\$ 48,237,038	\$ 54,637,763	\$ 1,828,100	\$ -	\$ 56,465,863	3.35%

SCHEDULE 4
OLD DOMINION UNIVERSITY RESEARCH FOUNDATION
SPONSORED PROGRAM ACTIVITY BY INDIVIDUAL PROJECT
 (MEASURED BY EXPENDITURES INCURRED)
FOR FISCAL YEAR 2011

PROJECT NUMBER	SPONSORING AGENCY	PRINCIPAL INVESTIGATOR / PROJECT DIRECTOR	PROJECT DIRECT COST				PROJECT IDC AND FEES			EFFECTIVE INDIRECT COST RATE	CENTER								
			PERSONNEL AND FRINGE BENEFITS	SUPPLIES, CONTRACTUAL, GENERAL, & TRAVEL	EQUIPMENT	SUBCONTRACTS, CONSTRUCTION, TUITION & OTHER	TOTAL DIRECT COSTS	REIMBURSED INDIRECT COSTS	TOTAL SPECIAL FEES			TOTAL PROJECT COSTS							
HEALTH SCIENCES																			
Dean's Office																			
795221	* AMERICAN DENTAL HYGIENE ASSOC.	TOLLE, L.	-	1,182	-	-	-	1,182	-	1,182	-	1,182	-	1,182	-	1,182	-	0.00%	TRAD
Community & Environmental Health																			
307211	US PUBLIC HEALTH SERVICE	BLANDO, J.	1,333	-	-	-	-	1,333	666	-	-	1,999	-	1,999	-	1,999	-		TRAD
395071	US PUBLIC HEALTH SERVICE	JENG, A.	20,158	26,188	-	-	-	46,346	23,173	-	-	69,519	-	69,519	-	69,519	-		TRAD
396531	US PUBLIC HEALTH SERVICE	JENG, A.	13,730	14,857	-	-	-	28,587	20,977	-	-	49,564	-	49,564	-	49,564	-		TRAD
396311	* US PUBLIC HEALTH SERVICE	NEFF, J.	65,795	10,142	-	-	-	75,937	41,367	-	-	117,304	-	117,304	-	117,304	-		TRAD
305121	US DEPT OF AGRICULTURE	ZHANG, H.	6,808	4,919	-	-	-	11,727	1,173	-	-	12,900	-	12,900	-	12,900	-		TRAD
370651	US PUBLIC HEALTH SERVICE	ZHANG, H.	2,578	-	-	-	-	2,578	1,083	-	-	3,661	-	3,661	-	3,661	-		TRAD
704721	JOHNS-HOPKINS UNIV	ZHANG, H.	9,816	565	-	-	-	10,381	5,191	-	-	15,572	-	15,572	-	15,572	-		TRAD
			120,218	56,671	-	-	-	204,023	93,630	-	-	297,653	-	297,653	-	297,653	-	45.89%	TRAD
Dental Hygiene																			
396311	* US PUBLIC HEALTH SERVICE	DARBY, M.	32,897	5,070	-	-	-	44,091	20,683	-	-	64,774	-	64,774	-	64,774	-		TRAD
795211	* AMERICAN DENTAL HYGIENE ASSOC.	DARBY, M.	-	3	-	-	-	3	-	-	-	3	-	3	-	3	-		TRAD
795221	* AMERICAN DENTAL HYGIENE ASSOC.	DARBY, M.	-	295	-	-	-	295	-	-	-	295	-	295	-	295	-		TRAD
704841	PROCTER AND GAMBLE	MCCOMBS, G.	460	833	-	-	-	1,293	2,478	-	-	3,771	-	3,771	-	3,771	-		TRAD
715521	DENTSPLY INTERNATIONAL, INC	MCCOMBS, G.	3,950	89	-	-	-	4,039	1,010	-	-	5,049	-	5,049	-	5,049	-		TRAD
795211	* AMERICAN DENTAL HYGIENE ASSOC.	MCCOMBS, G.	-	13	-	-	-	13	-	-	-	13	-	13	-	13	-		TRAD
			37,307	6,303	-	-	-	59,708	24,171	-	-	83,879	-	83,879	-	83,879	-	40.48%	TRAD
Nursing																			
382471	* US DEPT HLTH/HUMAN SERV	ADAMS-TUFTS, K.	8,216	2,446	-	-	-	10,664	853	-	-	11,517	-	11,517	-	11,517	-		TRAD
772061	KAISER FOUNDATION HEALTH PLAN	ADAMS-TUFTS, K.	7,991	4,726	-	-	-	12,717	1,272	-	-	13,989	-	13,989	-	13,989	-		TRAD
392421	* US DEPT HLTH/HUMAN SERV	BARHAM, P.	48,721	2,744	-	-	-	51,465	4,117	-	-	55,582	-	55,582	-	55,582	-		TRAD
392421	* US DEPT HLTH/HUMAN SERV	BENJAMIN, R.	29,233	1,646	-	-	-	30,879	2,470	-	-	33,349	-	33,349	-	33,349	-		TRAD
382471	* US DEPT HLTH/HUMAN SERV	CLEMENTE, P.	8,216	2,448	-	-	-	10,664	853	-	-	11,517	-	11,517	-	11,517	-		TRAD
310301	* US DEPT HLTH/HUMAN SERV	GARZON, L.	64,336	8,605	-	-	-	73,841	5,835	-	-	79,676	-	79,676	-	79,676	-		TRAD
382471	* US DEPT HLTH/HUMAN SERV	GARZON, L.	65,729	19,589	-	-	-	85,318	6,825	-	-	92,143	-	92,143	-	92,143	-		TRAD
513431	* ODU	GILLIKIN, K.	5,017	926	-	-	-	5,943	-	-	-	5,943	-	5,943	-	5,943	-		TRAD
382471	* US DEPT HLTH/HUMAN SERV	KARLOWICZ, K.	8,216	2,448	-	-	-	10,664	853	-	-	11,517	-	11,517	-	11,517	-		TRAD
392421	* US DEPT HLTH/HUMAN SERV	KARLOWICZ, K.	38,977	2,196	-	-	-	41,173	3,295	-	-	44,468	-	44,468	-	44,468	-		TRAD
392421	* US DEPT HLTH/HUMAN SERV	LEE, A.	29,233	1,646	-	-	-	30,879	2,470	-	-	33,349	-	33,349	-	33,349	-		TRAD
392421	* US DEPT HLTH/HUMAN SERV	PALMER, K.	48,721	2,744	-	-	-	51,465	4,117	-	-	55,582	-	55,582	-	55,582	-		TRAD
310301	* US DEPT HLTH/HUMAN SERV	RENAUD, M.	14,296	1,913	-	-	-	16,409	1,297	-	-	17,706	-	17,706	-	17,706	-		TRAD
310301	* US DEPT HLTH/HUMAN SERV	RUTLEDGE, C.	64,336	8,605	-	-	-	73,841	5,835	-	-	79,676	-	79,676	-	79,676	-		TRAD
382471	* US DEPT HLTH/HUMAN SERV	RUTLEDGE, C.	73,946	22,036	-	-	-	95,982	7,679	-	-	103,661	-	103,661	-	103,661	-		TRAD
303031	US DEPT HLTH/HUMAN SERV	SHEPHERD, L.	-	-	-	-	-	4,000	-	-	-	4,000	-	4,000	-	4,000	-		TRAD
392361	US DEPT HLTH/HUMAN SERV	SHEPHERD, L.	-	-	-	-	-	47,528	-	-	-	47,528	-	47,528	-	47,528	-		TRAD
			515,184	84,720	-	-	-	653,432	47,771	-	-	701,203	-	701,203	-	701,203	-	7.31%	TRAD

SCHEDULE 4
OLD DOMINION UNIVERSITY RESEARCH FOUNDATION
SPONSORED PROGRAM ACTIVITY BY INDIVIDUAL PROJECT
(MEASURED BY EXPENDITURES INCURRED)
FOR FISCAL YEAR 2011

PROJECT NUMBER	SPONSORING AGENCY	PRINCIPAL INVESTIGATOR / PROJECT DIRECTOR	PROJECT DIRECT COST					PROJECT IDC AND FEES				EFFECTIVE INDIRECT COST RATE	CENTER		
			PERSONNEL AND FRINGE BENEFITS	SUPPLIES, CONTRACTUAL, GENERAL, & TRAVEL	EQUIPMENT	SUBCONTRACTS, CONSTRUCTION, TUITION & OTHER	TOTAL DIRECT COSTS	REIMBURSED INDIRECT COSTS	TOTAL SPECIAL FEES	TOTAL PROJECT COSTS					
503171	Medical Laboratory and Radiation Sciences	DE LEO, G.	7,166	90	-	-	-	7,256	-	-	-	7,256	-	-	TRAD
780041	HMPT ROADS PLAN DISTRICT COMM * MYMIC LLC	DE LEO, G.	810	175	-	-	-	985	256	-	-	1,241	-	-	TRAD
			7,976	265	-	-	-	8,241	256	-	-	8,497	-	-	3.11%
294811	Medical Laboratory and Radiation Sciences - Center for Bioelectronics * ARMY MED RES COMMAND	HELLER, L.	59,495	13,097	6,284	10,727	89,603	45,806	-	-	-	135,409	-	-	CBE
294811	* ARMY MED RES COMMAND	HELLER, R.	71,396	15,718	7,540	12,869	107,523	54,965	-	-	-	162,488	-	-	CBE
391061	US PUBLIC HEALTH SERVICE	HELLER, R.	129,309	66,506	-	70,415	266,230	97,907	-	-	-	364,137	-	-	CBE
391071	US PUBLIC HEALTH SERVICE	HELLER, R.	153,864	64,090	-	6,002	223,956	111,978	-	-	-	335,934	-	-	CBE
391091	US PUBLIC HEALTH SERVICE	HELLER, R.	79,606	186,579	-	-	266,185	133,092	-	-	-	399,277	-	-	CBE
593241	UNIV OF SOUTH FLORIDA	HELLER, R.	3,789	14,996	-	-	18,785	9,392	-	-	-	28,177	-	-	CBE
710101	INTREXON CORPORATION	HELLER, R.	49,347	10,824	-	-	60,171	30,085	-	-	-	90,256	-	-	CBE
			546,806	371,810	13,824	100,013	1,032,453	483,225	-	-	-	1,515,678	-	-	46.80%
	Physical Therapy														
710721	HAMPTON UNIVERSITY	KOTT, K.	11,362	-	-	-	11,362	909	-	-	-	12,271	-	-	TRAD
201761	* OFFICE OF NAVAL RESEARCH	MORRISON, S.	6,106	162	-	1,089	7,357	3,592	-	-	-	10,949	-	-	TRAD
702971	* ADV ANTI-TERROR TECHNOLOGIES	MORRISON, S.	6,058	9	-	-	6,067	3,033	-	-	-	9,100	-	-	TRAD
783601	* AMERICAN DIABETES ASSOCIATION	MORRISON, S.	15,223	625	-	17,050	32,898	2,599	-	-	-	35,497	-	-	TRAD
715521	* DENTSPLY INTERNATIONAL, INC	RUSSELL, D.	988	22	-	-	1,010	252	-	-	-	1,262	-	-	TRAD
			39,737	818	-	18,139	58,694	10,385	-	-	-	69,079	-	-	17.69%
	TOTAL HEALTH SCIENCES		\$ 1,267,228	\$ 521,769	\$ 13,824	\$ 214,912	\$ 2,017,733	\$ 659,438	\$ -	\$ -	\$ -	\$ 2,677,171	\$ -	\$ -	32.68%

SCHEDULE 4
OLD DOMINION UNIVERSITY RESEARCH FOUNDATION
SPONSORED PROGRAM ACTIVITY BY INDIVIDUAL PROJECT
 (MEASURED BY EXPENDITURES INCURRED)
FOR FISCAL YEAR 2011

PROJECT NUMBER	SPONSORING AGENCY	PRINCIPAL INVESTIGATOR / PROJECT DIRECTOR	PROJECT DIRECT COST					PROJECT IDC AND FEES			EFFECTIVE INDIRECT COST RATE	CENTER
			PERSONNEL AND FRINGE BENEFITS	SUPPLIES, CONTRACTUAL, GENERAL, & TRAVEL	EQUIPMENT	SUBCONTRACTS, CONSTRUCTION, TUITION & OTHER	TOTAL DIRECT COSTS	REIMBURSED INDIRECT COSTS	TOTAL SPECIAL FEES	TOTAL PROJECT COSTS		
397561	* US DEPT OF EDUCATION	MATTHEWS, T.	1,034	583	7	2,810	4,434	129	4,563	TRAD	2.91%	
			1,034	583	7	2,810	4,434	129	4,563			
SCIENCES												
Dean's Office												
312311	NATL SCIENCE FOUNDATION	BARTOL, I.	6,560	2,258	-	-	8,818	-	8,818	TRAD		
580031	VIRGINIA WESLEYAN COLLEGE	BARTOL, I.	19,038	9,978	31,060	-	60,076	12,186	72,262	TRAD		
773941	JEFFRESS RESEARCH GRANTS PGM.	BARTOL, I.	884	814	-	-	1,698	-	1,698	TRAD		
796881	VIRGINIA AQUARIUM FOUNDATION	BARTOL, I.	917	-	-	-	917	92	1,009	TRAD		
373321	NATL SCIENCE FOUNDATION	BUTLER, M.	42,944	10,580	-	4,989	58,513	13,916	72,429	TRAD		
381991	NATL SCIENCE FOUNDATION	BUTLER, M.	-	1,702	-	218	1,920	-	1,920	TRAD		
394471	NATL SCIENCE FOUNDATION	BUTLER, M.	79,077	80,833	28,573	-	188,483	41,577	230,060	TRAD		
395141	NATIONAL PARK SERVICE	BUTLER, M.	2,589	1,086	-	-	3,675	735	4,410	TRAD		
711071	WORLD WILDLIFE FUND	BUTLER, M.	-	10,528	-	-	10,528	2,737	13,265	TRAD		
796431	NATURE CONSERVANCY	BUTLER, M.	9,806	3,899	-	12,273	25,978	3,247	29,225	TRAD		
371981	NATL SCIENCE FOUNDATION	CARPENTER, K.	(97,604)	32,324	11,833	452,977	399,530	(16,973)	382,557	TRAD		
371982	NATL SCIENCE FOUNDATION	CARPENTER, K.	-	4,000	-	4,000	4,000	-	4,000	TRAD		
374431	NATL SCIENCE FOUNDATION	CARPENTER, K.	36,495	4,941	7,730	1,618	43,054	17,403	60,457	TRAD		
755181	WORLD CONSERVATION UNION	CARPENTER, K.	146,281	8,168	2,173	5,548	167,727	46,335	214,062	TRAD		
393691	* NATL SCIENCE FOUNDATION	COOPER, R.	-	-	-	-	-	-	-	TRAD		
502271	PORTLAND STATE UNIVERSITY	COOPER, R.	4,551	181	-	-	2,173	-	2,173	TRAD		
785261	UNIVERSITY OF NOTRE DAME	COOPER, R.	21,129	4,934	-	4,131	30,194	2,366	7,098	TRAD		
507233	VA DEPT ENVIRON QUALITY	DAUER, D.	146,212	764	-	-	146,976	36,744	183,720	TRAD		
513471	VA DEPT ENVIRON QUALITY	DAUER, D.	44,614	900	-	-	44,614	999	45,613	TRAD		
594851	VA DEPT ENVIRON QUALITY	DAUER, D.	42,181	-	-	-	43,081	965	44,046	TRAD		
594852	VA DEPT ENVIRON QUALITY	DAUER, D.	3,442	-	-	13,266	16,708	22,567	39,275	TRAD		
594853	VA DEPT ENVIRON QUALITY	DAUER, D.	3,204	-	-	5,325	8,529	192	8,721	TRAD		
711401	ELIZABETH RIVER PROJECT	DAUER, D.	443	-	-	1,278	1,721	430	2,151	TRAD		
711461	GEI CONSULTANTS, INC.	DAUER, D.	10,768	1,500	-	-	12,268	-	12,268	TRAD		
582651	UNIVERSITY OF VIRGINIA	DAY, F.	4,832	-	-	-	4,832	2,416	7,248	TRAD		
306431	* US DEPT HOMELAND SECURITY	GAFF, H.	3,359	2,601	-	-	5,960	1,550	7,510	TRAD		
383161	* US PUBLIC HEALTH SERVICE	GAFF, H.	20,308	385	-	-	20,693	10,346	31,039	TRAD		
503361	* ODU	GAFF, H.	56,775	3,216	-	-	59,991	4,799	64,790	TRAD		
596271	* ODU	GAFF, H.	7,476	4,011	-	13,269	24,756	-	24,756	TRAD		
710501	* GEORGETOWN UNIV MEDICAL CENTER	GAFF, H.	13,284	2,538	-	-	15,822	-	15,822	TRAD		
782961	* MARYMOUNT UNIVERSITY	GAFF, H.	9,774	4,394	-	(1)	14,167	7,084	21,251	TRAD		
393681	* NATL SCIENCE FOUNDATION	GAUTHIER, D.	1,200	-	2,173	-	1,200	504	1,704	TRAD		
396511	* NATL SCIENCE FOUNDATION	GAUTHIER, D.	9,056	2,090	-	-	11,146	5,573	16,719	TRAD		
503361	* ODU	GAUTHIER, D.	7,476	4,011	-	-	11,487	-	11,487	TRAD		
505081	VA INST OF MARINE SCIENCE	GAUTHIER, D.	4,333	-	-	13,270	24,757	-	24,757	TRAD		
510721	VA INST OF MARINE SCIENCE	GAUTHIER, D.	-	2,667	-	-	2,667	2,166	4,833	TRAD		
704951	COASTAL CONSERVATION ASSOC	GAUTHIER, D.	-	2,667	-	-	2,667	1,333	4,000	TRAD		
792571	DUKE UNIV	GAUTHIER, D.	-	4,872	-	228	5,100	-	5,100	TRAD		
505071	MD DEPT. OF NATURAL RESOURCES	HOLSINGER, J.	1,031	(29)	-	-	(29)	(7)	(36)	TRAD		
			69	1,384	-	-	2,484	-	2,484	TRAD		

SCHEDULE 4
OLD DOMINION UNIVERSITY RESEARCH FOUNDATION
SPONSORED PROGRAM ACTIVITY BY INDIVIDUAL PROJECT
 (MEASURED BY EXPENDITURES INCURRED)
FOR FISCAL YEAR 2011

PROJECT NUMBER	SPONSORING AGENCY	PRINCIPAL INVESTIGATOR / PROJECT DIRECTOR	PROJECT DIRECT COST				PROJECT IDC AND FEES				EFFECTIVE INDIRECT COST RATE	CENTER	
			PERSONNEL AND FRINGE BENEFITS	SUPPLIES, CONTRACTUAL, GENERAL, & TRAVEL	EQUIPMENT	SUBCONTRACTS, CONSTRUCTION, TUITION & OTHER	TOTAL DIRECT COSTS	REIMBURSED INDIRECT COSTS	TOTAL SPECIAL FEES	TOTAL PROJECT COSTS			
310181	NATL SCIENCE FOUNDATION	HORTH, L.	4,187	9,532	2,238	-	15,955	6,860	-	22,815	-	22,815	TRAD
310182	NATL SCIENCE FOUNDATION	HORTH, L.	1,582	-	-	1,433	3,015	395	-	3,410	-	3,410	TRAD
586721	* VA INST OF MARINE SCIENCE	HORTH, L.	-	332	-	332	332	140	-	472	-	472	TRAD
586722	* VA INST OF MARINE SCIENCE	HORTH, L.	13,401	4,305	-	-	17,706	7,437	-	25,143	-	25,143	TRAD
594461	ODU	HORTH, L.	-	1,347	-	-	1,347	-	-	1,347	-	1,347	TRAD
712951	VA ENVIRONMENTAL ENDOWMENT	HORTH, L.	6,333	-	-	-	6,333	-	-	6,333	-	6,333	TRAD
391271	NATL SCIENCE FOUNDATION	HYNES, W.	22,358	-	-	-	22,358	-	-	22,358	-	22,358	TRAD
397561	* US DEPT OF EDUCATION	HYNES, W.	1,034	583	7	2,810	4,434	129	-	4,563	-	4,563	TRAD
596271	* ODU	HYNES, W.	12,893	2,463	-	-	15,356	-	-	15,356	-	15,356	TRAD
795211	* AMERICAN DENTAL HYGIENE ASSOC.	HYNES, W.	-	1	-	-	1	-	-	1	-	1	TRAD
507232	VA DEPT ENVIRON QUALITY	MARSHALL, H.	71,523	4,530	-	-	76,053	19,013	-	95,066	-	95,066	TRAD
591931	ODU	MARSHALL, H.	22,381	3,915	-	-	26,296	2,630	-	28,926	-	28,926	TRAD
591932	ODU	MARSHALL, H.	8,015	2,021	-	-	10,036	1,004	-	11,040	-	11,040	TRAD
594853	* VA DEPT ENVIRON QUALITY	MARSHALL, H.	431	-	-	1,240	1,671	418	-	2,089	-	2,089	TRAD
594856	VA DEPT ENVIRON QUALITY	MARSHALL, H.	2,979	(147)	-	8,215	11,047	14,255	-	25,302	-	25,302	TRAD
351782	NATL SCIENCE FOUNDATION	OSGOOD, C.	-	1,755	-	-	1,755	737	-	2,492	-	2,492	TRAD
353151	* US PUBLIC HEALTH SERVICE	OSGOOD, C.	7,279	522	-	-	7,801	3,276	-	11,077	-	11,077	TRAD
397561	* US DEPT OF EDUCATION	OSGOOD, C.	1,034	583	7	2,810	4,434	129	-	4,563	-	4,563	TRAD
580071	EASTERN VIRGINIA MED. SCHOOL	OSGOOD, C.	-	-	-	(3,662)	(3,662)	(1,538)	-	(5,200)	-	(5,200)	TRAD
775160	MARCH OF DIMES	OSGOOD, C.	-	807	-	-	807	-	-	807	-	807	TRAD
513341	VA DEPT GAME/INLAND FISH	ROSE, R.	-	1,201	-	-	1,201	-	-	1,201	-	1,201	TRAD
352741	NATL SCIENCE FOUNDATION	SAVITZKY, A.	(2,927)	-	15,650	-	12,723	(1,229)	-	11,494	-	11,494	TRAD
352742	NATL SCIENCE FOUNDATION	SAVITZKY, A.	2,927	-	-	-	2,927	732	-	3,659	-	3,659	TRAD
550231	VA DEPT GAME/INLAND FISH	SAVITZKY, A.	-	-	-	2,454	2,454	-	-	2,454	-	2,454	TRAD
565401	NORTH CAROLINA STATE UNIV	SONENSHINE, D.	3,144	7,729	-	-	14,648	4,567	-	19,215	-	19,215	TRAD
565402	NORTH CAROLINA STATE UNIV	SONENSHINE, D.	21,703	11,404	20,000	7,067	50,174	13,905	-	74,079	-	74,079	TRAD
596271	* ODU	SONENSHINE, D.	12,893	2,463	-	-	15,356	-	-	15,356	-	15,356	TRAD
206901	* OFFICE OF NAVAL RESEARCH	SWANSON, J.	3,383	4,503	-	-	7,886	3,943	-	11,829	-	11,829	TRAD
581033	EASTERN VIRGINIA MED. SCHOOL	SWANSON, J.	20,581	13,054	-	-	33,635	-	-	33,635	-	33,635	TRAD
581034	EASTERN VIRGINIA MED. SCHOOL	SWANSON, J.	34,900	10,758	-	-	45,658	-	-	45,658	-	45,658	TRAD
	Biological Sciences - Center for Bioelectrics		934,469	289,876	121,442	559,915	1,905,702	309,032	-	2,214,734	-	2,214,734	16.22%
294811	* ARMY MED RES COMMAND	HARGRAVE, B.	59,495	13,097	6,284	10,727	89,603	45,806	-	135,409	-	135,409	CBE
	Biological Sciences - VMASC: Virginia Modeling & Simulation Center		59,495	13,097	6,284	10,727	89,603	45,806	-	135,409	-	135,409	51.12%
383161	* US PUBLIC HEALTH SERVICE	GAFF, H.	56,775	3,216	-	-	59,991	4,800	-	64,791	-	64,791	VMASC
710501	* GEORGETOWN UNIV MEDICAL CENTER	GAFF, H.	9,774	4,394	-	(1)	14,167	7,084	-	21,251	-	21,251	VMASC
	Biological Sciences - VCERC: Virginia Coastal Energy Research Consortium		66,549	7,610	-	(1)	74,158	11,884	-	86,042	-	86,042	16.03%
786682	* ACENT LABORATORIES.	GORDON, A.	10,024	25	-	-	10,049	2,613	-	12,662	-	12,662	VCERC
786682	* ACENT LABORATORIES.	MARSHALL, H.	10,024	25	-	-	10,049	2,613	-	12,662	-	12,662	VCERC
			20,048	50	-	-	20,098	5,226	-	25,324	-	25,324	26.00%

SCHEDULE 4
OLD DOMINION UNIVERSITY RESEARCH FOUNDATION
SPONSORED PROGRAM ACTIVITY BY INDIVIDUAL PROJECT
(MEASURED BY EXPENDITURES INCURRED)
FOR FISCAL YEAR 2011

PROJECT NUMBER	SPONSORING AGENCY	PRINCIPAL INVESTIGATOR / PROJECT DIRECTOR	PERSONNEL AND FRINGE BENEFITS	PROJECT DIRECT COST				PROJECT IDC AND FEES			EFFECTIVE INDIRECT COST RATE	CENTER
				SUPPLIES, CONTRACTUAL, GENERAL, & TRAVEL	EQUIPMENT	SUBCONTRACTS, CONSTRUCTION TUITION & OTHER	TOTAL DIRECT COSTS	REIMBURSED INDIRECT COSTS	TOTAL SPECIAL FEES	TOTAL PROJECT COSTS		
380381	NATL SCIENCE FOUNDATION	BAYSE, C.	46,642	364	-	-	47,006	19,743	-	66,749	TRAD	
576463	VIRGINIA COMMONWEALTH UNIV.	BAYSE, C.	-	-	24	-	24	10	-	34	TRAD	
592051	COLLEGE OF WILLIAM AND MARY	BAYSE, C.	11,871	-	-	-	11,871	5,935	-	17,806	TRAD	
711091	BRUKER OPTICS, INC.	COOPER, J.	8,001	-	-	-	8,001	4,000	-	12,001	TRAD	
594863	* VA DEPT ENVIRON QUALITY	DONAT, J.	431	-	1,240	-	1,671	418	-	2,089	TRAD	
507231	VA DEPT ENVIRON QUALITY	DONAT, J.	243,231	150,675	-	-	393,906	74,725	-	468,631	TRAD	
594854	VA DEPT ENVIRON QUALITY	DONAT, J.	7,055	556	236,650	-	244,261	38,831	-	283,092	TRAD	
780971	JEFFRESS RESEARCH GRANTS PGM.	GREENE, L.	2,258	462	-	-	2,720	-	-	2,720	TRAD	
362181	NATL SCIENCE FOUNDATION	HATCHER, P.	(766)	-	-	-	(766)	(321)	-	(1,087)	TRAD	
376161	NATL SCIENCE FOUNDATION	HATCHER, P.	36,452	3,442	-	-	39,894	16,755	-	56,649	TRAD	
376661	* NATL SCIENCE FOUNDATION	HATCHER, P.	5,755	315	-	-	6,070	2,549	-	8,619	TRAD	
597981	ODU	HATCHER, P.	43,706	33,270	29,389	-	106,365	-	-	106,365	TRAD	
597982	ODU	HATCHER, P.	11,218	23,092	-	-	34,310	-	-	34,310	TRAD	
597983	ODU	HATCHER, P.	-	3,562	-	-	3,562	-	-	3,562	TRAD	
793161	AMER CHEM SOC PETROLEUM RF	HATCHER, P.	54,196	3,480	-	-	57,676	-	-	57,676	TRAD	
306681	NATL SCIENCE FOUNDATION	MAO, J.	16,862	3,054	-	-	19,916	9,958	-	29,874	TRAD	
376661	* NATL SCIENCE FOUNDATION	MAO, J.	3,837	210	-	-	4,047	1,700	-	5,747	TRAD	
390031	NATL SCIENCE FOUNDATION	MAO, J.	14,415	2,913	-	-	17,328	8,664	-	25,992	TRAD	
390781	NATL SCIENCE FOUNDATION	MAO, J.	1,622	2,715	-	-	4,337	2,169	-	6,506	TRAD	
770081	AMERICAN CHEMICAL SOCIETY	MAO, J.	4,104	811	-	-	4,915	-	-	4,915	TRAD	
770681	JEFFRESS RESEARCH GRANTS PGM.	MAO, J.	9,135	2,275	-	-	11,410	-	-	11,410	TRAD	
791011	JEFFRESS RESEARCH GRANTS PGM.	MAZZER, P.	1,327	4,868	-	-	6,195	-	-	6,195	TRAD	
376661	* NATL SCIENCE FOUNDATION	MOPPER, K.	9,591	526	-	-	10,117	4,249	-	14,366	TRAD	
376662	* NATL SCIENCE FOUNDATION	MOPPER, K.	1,121	-	408	-	1,529	280	-	1,809	TRAD	
376662	* NATL SCIENCE FOUNDATION	MOPPER, K.	1,121	-	407	-	1,528	280	-	1,808	TRAD	
390921	NATL SCIENCE FOUNDATION	MOPPER, K.	61,598	7,309	978	-	69,885	34,454	-	104,339	TRAD	
513711	ODU	RAMJEE, B.	27,533	9,367	-	-	36,900	-	-	36,900	TRAD	
351781	NATL SCIENCE FOUNDATION	XU, N.	82,396	34,190	103,290	-	298,534	48,966	-	347,500	TRAD	
351784	NATL SCIENCE FOUNDATION	XU, N.	24,104	2,715	-	-	26,819	6,705	-	33,524	TRAD	
353151	* US PUBLIC HEALTH SERVICE	XU, N.	29,115	2,088	-	-	31,203	13,106	-	44,309	TRAD	
353152	US PUBLIC HEALTH SERVICE	XU, N.	-	2	-	-	2	1	-	3	TRAD	
353153	US PUBLIC HEALTH SERVICE	XU, N.	52,776	11,698	-	-	64,474	32,237	-	96,711	TRAD	
			810,707	303,959	133,657	317,387	1,565,710	325,414	-	1,891,124	20.78%	
			135,183	100,006	112,431	-	347,620	117,595	-	465,215	VCERC	
			-	519	-	19	538	226	-	764	VCERC	
			-	-	-	255	255	105	-	360	VCERC	
			14,038	2,752	-	-	16,790	4,198	-	20,988	VCERC	
			-	-	-	38,424	38,424	-	-	38,424	VCERC	
			-	-	-	47,375	47,375	3	-	47,378	VCERC	
			10,024	25	-	-	10,049	2,613	-	12,662	VCERC	
			10,025	25	-	-	10,050	2,612	-	12,662	VCERC	
			169,270	103,327	112,431	86,073	471,101	127,352	-	598,453	27.03%	

SCHEDULE 4
OLD DOMINION UNIVERSITY RESEARCH FOUNDATION
SPONSORED PROGRAM ACTIVITY BY INDIVIDUAL PROJECT
(MEASURED BY EXPENDITURES INCURRED)
FOR FISCAL YEAR 2011

PROJECT NUMBER	SPONSORING AGENCY	PRINCIPAL INVESTIGATOR / PROJECT DIRECTOR	PROJECT DIRECT COST					PROJECT IDC AND FEES			EFFECTIVE INDIRECT COST RATE	CENTER	
			PERSONNEL AND FRINGE BENEFITS	SUPPLIES, CONTRACTUAL, GENERAL, & TRAVEL	EQUIPMENT	SUBCONTRACTS, CONSTRUCTION, TUITION & OTHER	TOTAL DIRECT COSTS	REIMBURSED INDIRECT COSTS	TOTAL SPECIAL FEES	TOTAL PROJECT COSTS			
Mathematics and Statistics													
507236	VA DEPT ENVIRON QUALITY	CHAGANY, R.	3,840	-	-	-	3,840	-	-	86	-	3,926	TRAD
513472	VA DEPT ENVIRON QUALITY	CHAGANY, R.	5,956	92	-	-	6,088	-	-	136	-	6,224	TRAD
594855	VA DEPT ENVIRON QUALITY	CHAGANY, R.	3,721	-	-	-	4,973	-	-	112	-	5,085	TRAD
397561	* US DEPT OF EDUCATION	DORREPAAL, J.	1,034	-	7	-	2,810	1,252	-	129	-	4,563	TRAD
595401	* ODU	DOVIK, S.	4,976	1,650	-	-	3,319	9,945	-	633	-	10,578	TRAD
382611	NATL SCIENCE FOUNDATION	HU, F.	40,742	1,275	-	-	-	42,017	-	17,647	-	59,664	TRAD
796691	OHIO AEROSPACE INSTITUTE	HU, F.	-	931	-	-	-	931	-	466	-	1,397	TRAD
304481	* NATL SCIENCE FOUNDATION	LUO, L.	-	7,500	-	-	-	7,500	-	-	-	7,500	TRAD
387021	* NATL SCIENCE FOUNDATION	LUO, L.	-	7,500	-	-	-	7,500	-	-	-	7,500	CCS
503921	* ODU	LUO, L.	49,053	-	-	-	-	49,053	-	20,602	-	69,655	TRAD
201761	* OFFICE OF NAVAL RESEARCH	LUO, L.	4,782	2,819	2,542	-	10,143	-	-	-	-	10,143	TRAD
503921	* ODU	NAIK, D.	6,106	162	-	-	7,357	1,089	-	3,592	-	10,949	TRAD
397561	* US DEPT OF EDUCATION	PENG, Y.	4,782	2,819	2,542	-	10,144	1	-	-	-	10,144	TRAD
192461	NASA-LANGLEY RESEARCH CENTER	STROZAK, R.	1,034	583	7	-	4,434	2,810	-	129	-	4,563	TRAD
197571	NASA-LANGLEY RESEARCH CENTER	TWEED, J.	174,285	3,422	-	-	177,707	-	-	46,204	-	223,911	TRAD
513531	ODU	TWEED, J.	-	1,517	-	-	28,817	27,300	-	-	-	28,817	TRAD
594972	ODU	WANG, J.	11,772	2,518	-	-	14,290	-	-	-	-	14,290	TRAD
782961	* MARYMOUNT UNIVERSITY	WANG, J.	-	-	-	-	382	382	-	-	-	382	TRAD
795161	JEFFRESS RESEARCH GRANTS PGM.	WANG, J.	10,801	-	-	-	10,801	-	-	4,536	-	15,337	TRAD
392781	NATL SCIENCE FOUNDATION	ZHOU, R.	5,480	1,056	-	-	6,536	-	-	-	-	6,536	TRAD
			20,723	4,651	-	-	25,374	-	-	12,687	-	38,061	TRAD
			349,127	39,078	5,098	-	432,266	38,963	-	106,959	-	539,225	24.74%

SCHEDULE 4
OLD DOMINION UNIVERSITY RESEARCH FOUNDATION
SPONSORED PROGRAM ACTIVITY BY INDIVIDUAL PROJECT
(MEASURED BY EXPENDITURES INCURRED)
FOR FISCAL YEAR 2011

PROJECT NUMBER	SPONSORING AGENCY	PRINCIPAL INVESTIGATOR / PROJECT DIRECTOR	PERSONNEL AND FRINGE BENEFITS	SUPPLIES, CONTRACTUAL, GENERAL, & TRAVEL	PROJECT DIRECT COST				PROJECT IDC AND FEES			EFFECTIVE INDIRECT COST RATE	CENTER
					EQUIPMENT	SUBCONTRACTS, CONSTRUCTION, TUITION & OTHER	TOTAL DIRECT COSTS	REIMBURSED INDIRECT COSTS	TOTAL SPECIAL FEES	TOTAL PROJECT COSTS			
387241	Ocean, Earth and Atmospheric Sciences	BISCHOF, J.	2,060	28	-	-	-	2,088	877	-	2,965	-	TRAD
384321	NATL SCIENCE FOUNDATION	BOCHDANSKY, A.	69,223	29,978	20,271	-	-	119,472	41,864	-	161,136	-	TRAD
501971	UNIV OF CALIFORNIA	BOCHDANSKY, A.	4,062	24,114	6,878	-	-	35,054	14,088	-	49,142	-	TRAD
373651	NATL SCIENCE FOUNDATION	BURDIGE, D.	15,564	2,286	-	-	-	17,850	7,497	-	25,347	-	TRAD
384331	NATL SCIENCE FOUNDATION	BURDIGE, D.	28,103	196	-	-	-	28,299	11,886	-	40,185	-	TRAD
362192	NATL SCIENCE FOUNDATION	CUTTER, G.	1,873	1,981	-	-	-	3,854	1,618	-	5,472	-	TRAD
370631	NATL SCIENCE FOUNDATION	CUTTER, G.	-	18,731	-	-	-	18,731	7,867	-	26,598	-	TRAD
393441	NATL SCIENCE FOUNDATION	CUTTER, G.	13,975	1,797	-	-	-	15,772	7,886	-	23,658	-	TRAD
394621	NATL SCIENCE FOUNDATION	CUTTER, G.	30,684	59,188	-	-	-	89,872	44,936	-	134,808	-	TRAD
394631	NATL SCIENCE FOUNDATION	CUTTER, G.	55,381	27,803	6,932	-	-	90,116	41,592	-	131,708	-	TRAD
553511	STATE UNIVERSITY OF NY	CUTTER, G.	7,332	1,611	-	-	-	8,943	3,756	-	12,699	-	TRAD
700601	LEIBNIZ INSTITUTE - MARINE SCI	CUTTER, G.	-	-	-	-	54	54	-	-	54	-	TRAD
701871	OAK RIDGE ASSOCIATED UNIVERSIT	CUTTER, G.	45,926	12,132	-	-	-	58,058	29,029	-	87,087	-	TRAD
702771	OAK RIDGE ASSOCIATED UNIVERSIT	CUTTER, G.	20,153	8,895	-	-	-	29,048	14,524	-	43,572	-	TRAD
706491	TETRA TECH, INC	CUTTER, G.	40,972	15,648	26,291	-	-	82,911	28,310	-	111,221	-	TRAD
362191	NATL SCIENCE FOUNDATION	DARBY, D.	26,656	5,679	-	-	-	32,335	13,581	-	45,916	-	TRAD
387241	NATL SCIENCE FOUNDATION	DARBY, D.	39,133	534	-	-	-	39,667	16,660	-	56,327	-	TRAD
393211	NATL SCIENCE FOUNDATION	DOBBS, F.	89,560	27,632	-	-	-	117,192	58,596	-	175,788	-	TRAD
594971	ODU	DOBBS, F.	-	-	-	-	47	47	-	-	47	-	TRAD
394431	NATL SCIENCE FOUNDATION	GARGETT, A.	54,907	3,145	-	-	-	58,052	29,026	-	87,078	-	TRAD
395911	NATL SCIENCE FOUNDATION	GEORGEN, J.	5,599	925	-	-	-	6,524	3,262	-	9,786	-	TRAD
313461	NATL SCIENCE FOUNDATION	HARVEY, R.	2,423	379	-	-	-	2,802	1,401	-	4,203	-	TRAD
300951	NATL SCIENCE FOUNDATION	JONES, C.	22,948	5,942	-	-	-	28,890	14,444	-	43,334	-	TRAD
307051	US GEOLOGICAL SURVEY	JONES, C.	15,860	1,226	-	-	-	17,186	4,812	-	21,998	-	TRAD
353111	NATL SCIENCE FOUNDATION	JONES, C.	24,258	19,414	-	-	-	43,672	18,342	-	62,014	-	TRAD
353951	NATL OCEANIC/ATMOS ADMIN	JONES, C.	7,486	38	-	-	-	4,862	1,459	-	6,321	-	TRAD
500471	VA MARINE RESOURCES COMM	JONES, C.	53,434	7,341	-	-	-	60,548	16,762	-	77,310	-	TRAD
500971	VA MARINE RESOURCES COMM	JONES, C.	46,810	12,376	-	-	-	59,186	14,822	-	74,008	-	TRAD
510511	VA MARINE RESOURCES COMM	JONES, C.	165,805	7,779	-	-	-	173,584	43,396	-	216,980	-	TRAD
510851	MD DEPT. OF NATURAL RESOURCES	JONES, C.	-	-	-	-	-	-	-	-	-	-	TRAD
304971	NATL OCEANIC/ATMOS ADMIN	MCCONAUGHA, J.	19,653	2,392	-	-	-	22,045	11,022	-	33,067	-	TRAD
586721	VA INST OF MARINE SCIENCE	MCCONAUGHA, J.	-	406	-	-	-	406	170	-	576	-	TRAD
586722	VA INST OF MARINE SCIENCE	MCCONAUGHA, J.	16,380	5,262	-	-	-	21,642	9,089	-	30,731	-	TRAD
186011	NASA-GODDARD SPACEFLIGHT CNTR	MULHOLLAND, M.	30,829	18,881	-	-	-	49,710	20,878	-	70,588	-	TRAD
370321	NATL SCIENCE FOUNDATION	MULHOLLAND, M.	58,239	1,905	-	-	-	60,144	25,260	-	85,404	-	TRAD
373711	NATL SCIENCE FOUNDATION	MULHOLLAND, M.	27,580	715	-	-	-	28,295	11,884	-	40,179	-	TRAD
381231	NATL SCIENCE FOUNDATION	MULHOLLAND, M.	17,204	-	-	-	-	17,204	7,226	-	24,430	-	TRAD
510931	HAMPTON ROADS SANITATION DIST.	MULHOLLAND, M.	25,291	5,352	-	-	-	30,643	15,322	-	45,965	-	TRAD
562491	FL FISH WILDLIFE CONSERV COMM	MULHOLLAND, M.	51,679	18,303	-	-	-	69,982	29,393	-	99,375	-	TRAD
586401	VA INST OF MARINE SCIENCE	MULHOLLAND, M.	-	(407)	-	-	-	(407)	(171)	-	(578)	-	TRAD
586402	VA INST OF MARINE SCIENCE	MULHOLLAND, M.	7,486	4,478	-	-	-	11,964	3,796	-	15,760	-	TRAD
394921	NATL SCIENCE FOUNDATION	NOFFKE, N.	8,304	25,184	-	-	-	33,488	8,707	-	42,195	-	TRAD
300951	NATL SCIENCE FOUNDATION	SCHAFFLER, J.	22,948	5,941	-	-	-	28,889	14,445	-	43,334	-	TRAD

SCHEDULE 4
OLD DOMINION UNIVERSITY RESEARCH FOUNDATION
SPONSORED PROGRAM ACTIVITY BY INDIVIDUAL PROJECT
(MEASURED BY EXPENDITURES INCURRED)
FOR FISCAL YEAR 2011

PROJECT NUMBER	SPONSORING AGENCY	PRINCIPAL INVESTIGATOR / PROJECT DIRECTOR	PERSONNEL AND FRINGE BENEFITS	PROJECT DIRECT COST			PROJECT IDC AND FEES			EFFECTIVE INDIRECT COST RATE	CENTER
				SUPPLIES, CONTRACTUAL, GENERAL, & TRAVEL	EQUIPMENT	SUBCONTRACTS, CONSTRUCTION, TUITION & OTHER	TOTAL DIRECT COSTS	REIMBURSED INDIRECT COSTS	TOTAL SPECIAL FEES		
394351	NATL SCIENCE FOUNDATION	SEDWICK, P.	8,569	6,635	-	-	15,204	7,602	-	22,806	TRAD
394361	NATL SCIENCE FOUNDATION	SEDWICK, P.	22,056	7,190	-	-	29,246	14,623	-	43,869	TRAD
394481	NATL SCIENCE FOUNDATION	SEDWICK, P.	41,263	20,487	-	-	61,760	30,880	-	92,640	TRAD
702771	* OAK RIDGE ASSOCIATED UNIVERSIT	SEDWICK, P.	20,154	8,895	-	-	29,049	14,524	-	43,573	TRAD
585981	VA TECH	WHITTECAR, R.	30,471	12,025	-	-	42,496	14,874	-	57,370	TRAD
711991	WEANACK LAND LTD	WHITTECAR, R.	5,622	941	-	-	6,563	1,641	-	8,204	TRAD
713501	WETLAND STUDIES AND SOLUTIONS	WHITTECAR, R.	3,072	3,027	-	-	6,099	1,586	-	7,685	TRAD
307291	* NATL SCIENCE FOUNDATION	ZIMMERMAN, R.	13,964	2,311	-	-	16,275	8,137	-	24,412	TRAD
307291	* NATL SCIENCE FOUNDATION	ZIMMERMAN, R.	13,963	2,311	-	-	16,274	8,137	-	24,411	TRAD
363741	NATL SCIENCE FOUNDATION	ZIMMERMAN, R.	1,749	-	-	-	1,749	735	-	2,484	TRAD
397561	* US DEPT OF EDUCATION	ZIMMERMAN, R.	2,068	1,167	13	5,619	8,867	259	-	9,126	TRAD
506791	* VA INST OF MARINE SCIENCE	ZIMMERMAN, R.	4,442	1,021	-	-	5,463	2,300	-	7,763	TRAD
564161	UNIV OF CALIFORNIA	ZIMMERMAN, R.	-	5,527	-	-	5,527	2,321	-	7,848	TRAD
701741	* SCIENCE SYSTEMS & APPLICATIONS	ZIMMERMAN, R.	16,043	1,939	2,557	-	20,539	8,991	-	29,530	TRAD
704181	* FL ENVIRONMENTAL RESEARCH INST	ZIMMERMAN, R.	10,161	3,949	-	-	14,110	7,055	-	21,165	TRAD
705561	* FL ENVIRONMENTAL RESEARCH INST	ZIMMERMAN, R.	2,228	1,699	-	3,484	7,411	3,712	-	11,123	TRAD
790172	SCIENCE APPLICATIONS INTL CORP	ZIMMERMAN, R.	-	24,500	-	-	24,500	-	-	24,500	TRAD
			1,371,705	464,344	87,442	6,315	1,929,806	776,491	-	2,706,297	40.24%
	Ocean, Earth and Atmospheric Sciences - SSRP										
376721	NATL SCIENCE FOUNDATION	ASHFORD, J.	20,523	13,531	-	-	34,054	14,303	-	48,357	SSRP
510851	* MD DEPT. OF NATURAL RESOURCES	ASHFORD, J.	22,589	12,014	-	-	34,613	12,426	-	47,039	SSRP
312901	NATL SCIENCE FOUNDATION	HILL, V.	13,213	28,002	26,301	-	67,516	20,608	-	88,124	SSRP
506791	* VA INST OF MARINE SCIENCE	HILL, V.	4,441	1,022	-	-	5,463	2,299	-	7,762	SSRP
580451	UNIVERSITY OF WASHINGTON	HILL, V.	25,915	5,209	-	-	31,124	13,072	-	44,196	SSRP
593011	VA INST OF MARINE SCIENCE	HILL, V.	-	-	-	73	73	-	-	73	SSRP
701741	* SCIENCE SYSTEMS & APPLICATIONS	HILL, V.	16,043	1,939	2,557	-	20,539	8,991	-	29,530	SSRP
701991	CONSORTIUM FOR OCEAN LEADERSHI	HILL, V.	-	432	-	59	491	-	-	491	SSRP
704181	* FL ENVIRONMENTAL RESEARCH INST	HILL, V.	10,161	3,949	-	-	14,110	7,055	-	21,165	SSRP
705561	* FL ENVIRONMENTAL RESEARCH INST	HILL, V.	2,229	1,698	-	3,485	7,412	3,711	-	11,123	SSRP
712351	CONSORTIUM FOR OCEAN LEADERSHI	HILL, V.	-	6,850	-	-	6,850	-	-	6,850	SSRP
			115,124	74,646	28,858	3,617	222,245	82,465	-	304,710	37.11%

SCHEDULE 4
OLD DOMINION UNIVERSITY RESEARCH FOUNDATION
SPONSORED PROGRAM ACTIVITY BY INDIVIDUAL PROJECT
 (MEASURED BY EXPENDITURES INCURRED)
FOR FISCAL YEAR 2011

PROJECT NUMBER	SPONSORING AGENCY	PRINCIPAL INVESTIGATOR / PROJECT DIRECTOR	PERSONNEL AND FRINGE BENEFITS	PROJECT DIRECT COST				PROJECT IDC AND FEES			EFFECTIVE INDIRECT COST RATE	CENTER		
				SUPPLIES, CONTRACTUAL, GENERAL & TRAVEL	EQUIPMENT	SUBCONTRACTS, CONSTRUCTION, TUITION & OTHER	TOTAL DIRECT COSTS	REIMBURSED INDIRECT COSTS	TOTAL SPECIAL FEES	TOTAL PROJECT COSTS				
Center for Coastal Physical Oceanography														
316321	NATL SCIENCE FOUNDATION	ATKINSON, L.	-	3,488	-	-	6,470	9,958	-	-	9,958	TRAD		
506621	CENTER INNOVATIVE TECHNOLOGY	ATKINSON, L.	16,332	8,034	-	12,680	37,046	18,523	-	-	55,569	TRAD		
574841	STATE UNIVERSITY OF NEW JERSEY	ATKINSON, L.	26,221	3,052	-	-	29,273	12,295	-	-	41,568	TRAD		
574942	STATE UNIVERSITY OF NEW JERSEY	ATKINSON, L.	30,579	3,504	-	4,163	38,246	9,562	-	-	47,808	TRAD		
763381	HISPANIC PERUVIAN CO-OP FUND	ATKINSON, L.	5,613	15,200	-	-	20,813	-	-	-	20,813	TRAD		
795871	* PRINCETON UNIVERSITY	ATKINSON, L.	(6,590)	-	-	-	(6,590)	(3,295)	-	-	(9,885)	TRAD		
300161	* NATL SCIENCE FOUNDATION	DINNIMAN, M.	11,669	-	-	-	11,669	4,901	-	-	16,570	TRAD		
386461	* NATL SCIENCE FOUNDATION	DINNIMAN, M.	7,173	185	-	-	7,358	3,090	-	-	10,448	TRAD		
394241	* NATL SCIENCE FOUNDATION	DINNIMAN, M.	29,631	4,579	-	-	34,210	17,105	-	-	51,315	TRAD		
793171	* EARTH AND SPACE RESEARCH	DINNIMAN, M.	30,303	2,713	-	-	33,016	13,866	-	-	46,882	TRAD		
310831	NATL OCEANIC/ATMOS ADMIN	EZER, T.	7,706	-	-	-	7,706	3,853	-	-	11,559	TRAD		
381461	NATL OCEANIC/ATMOS ADMIN	EZER, T.	17,003	-	-	-	17,003	7,141	-	-	24,144	TRAD		
783572	TRACTEBEL ENGINEERING	EZER, T.	22,826	3,064	-	-	25,890	10,874	-	-	36,764	TRAD		
795871	* PRINCETON UNIVERSITY	EZER, T.	(6,591)	-	-	-	(6,591)	(3,295)	-	-	(9,886)	TRAD		
322571	NATL SCIENCE FOUNDATION	GARGETT, A.	-	(1,625)	-	-	-	(82)	-	-	(2,307)	TRAD		
363811	NATL SCIENCE FOUNDATION	GROSCH, C.	-	-	-	-	-	28,425	-	-	28,425	TRAD		
394431	* NATL SCIENCE FOUNDATION	GROSCH, C.	54,907	3,145	-	-	58,052	29,026	-	-	87,078	TRAD		
300161	* NATL SCIENCE FOUNDATION	HOFMANN, E.	12,024	-	-	-	12,024	5,050	-	-	17,074	TRAD		
305811	NATL SCIENCE FOUNDATION	HOFMANN, E.	1,316	-	-	-	25,003	-	-	-	25,003	TRAD		
352281	NATL SCIENCE FOUNDATION	HOFMANN, E.	4,385	-	-	-	20,979	8,811	-	-	29,790	TRAD		
352891	* NATL SCIENCE FOUNDATION	HOFMANN, E.	16,594	797	-	-	15,299	6,426	-	-	21,725	TRAD		
363051	* NATL SCIENCE FOUNDATION	HOFMANN, E.	14,502	3,905	-	-	18,241	7,661	-	-	25,902	TRAD		
382981	NATL SCIENCE FOUNDATION	HOFMANN, E.	14,336	1,809	-	-	34,101	14,323	-	-	48,424	TRAD		
386461	* NATL SCIENCE FOUNDATION	HOFMANN, E.	32,292	1,929	-	-	7,582	3,185	-	-	10,767	TRAD		
390451	NATL SCIENCE FOUNDATION	HOFMANN, E.	7,390	192	-	-	7,931	-	-	-	7,931	TRAD		
392161	* NATL OCEANIC/ATMOS ADMIN	HOFMANN, E.	378	4,972	2,645	-	7,995	1,999	-	-	9,994	TRAD		
392751	* NATL SCIENCE FOUNDATION	HOFMANN, E.	11,644	-	-	-	11,644	5,821	-	-	17,465	TRAD		
575591	VA INST OF MARINE SCIENCE	HOFMANN, E.	30,515	634	-	-	31,149	13,083	-	-	44,232	TRAD		
786591	WOODS HOLE OCEANOGRAPHIC INST	HOFMANN, E.	20,808	-	-	-	20,808	8,739	-	-	29,547	TRAD		
300161	* NATL SCIENCE FOUNDATION	KLINCK, J.	11,669	-	-	-	11,669	4,901	-	-	16,570	TRAD		
352891	* NATL SCIENCE FOUNDATION	KLINCK, J.	14,503	796	-	-	15,299	6,425	-	-	21,724	TRAD		
363051	* NATL SCIENCE FOUNDATION	KLINCK, J.	14,335	3,905	-	-	18,240	7,661	-	-	25,901	TRAD		
386461	* NATL SCIENCE FOUNDATION	KLINCK, J.	7,173	185	-	-	7,358	3,090	-	-	10,448	TRAD		
392161	* NATL OCEANIC/ATMOS ADMIN	KLINCK, J.	378	4,972	2,645	-	7,995	1,999	-	-	9,994	TRAD		
392751	* NATL SCIENCE FOUNDATION	KLINCK, J.	11,643	-	-	-	11,643	5,822	-	-	17,465	TRAD		
394241	* NATL SCIENCE FOUNDATION	KLINCK, J.	29,631	4,579	-	-	34,210	17,105	-	-	51,315	TRAD		
793171	* EARTH AND SPACE RESEARCH	KLINCK, J.	30,302	2,713	-	-	33,015	13,867	-	-	46,882	TRAD		
306081	NATL SCIENCE FOUNDATION	SCULLY, M.	4,802	29,880	202,486	-	237,168	17,341	-	-	254,509	TRAD		
310961	NATL SCIENCE FOUNDATION	SCULLY, M.	-	16,467	-	-	16,467	-	-	-	16,467	TRAD		
384181	NATL SCIENCE FOUNDATION	SCULLY, M.	13,278	5,253	6,070	-	24,601	7,783	-	-	32,384	TRAD		
511581	VA INST OF MARINE SCIENCE	SCULLY, M.	10,188	2,101	3,539	-	15,828	3,072	-	-	18,900	TRAD		
Center for Coastal Physical Oceanography - SSRP			555,167	117,733	233,852	83,356	990,108	287,128	-	-	1,277,236	29.00%		
774571	CHESAPEAKE RES CONSORTIUM	SMITH, E.	4,366	108	-	-	4,474	1,879	-	-	6,353	SSRP		
392201	NATL OCEANIC/ATMOS ADMIN	TULEYA, R.	68,706	5,282	-	-	73,988	36,994	-	-	110,982	SSRP		
			73,072	5,390	-	-	78,462	38,873	-	-	117,335	49.54%		

SCHEDULE 4
OLD DOMINION UNIVERSITY RESEARCH FOUNDATION
SPONSORED PROGRAM ACTIVITY BY INDIVIDUAL PROJECT
 (MEASURED BY EXPENDITURES INCURRED)
FOR FISCAL YEAR 2011

PROJECT NUMBER	SPONSORING AGENCY	PRINCIPAL INVESTIGATOR / PROJECT DIRECTOR	PROJECT DIRECT COST				PROJECT IDC AND FEES			EFFECTIVE INDIRECT COST RATE	CENTER	
			PERSONNEL AND FRINGE BENEFITS	SUPPLIES, CONTRACTUAL, & GENERAL, & TRAVEL	EQUIPMENT	SUBCONTRACTS, CONSTRUCTION, TUITION & OTHER	TOTAL DIRECT COSTS	REIMBURSED INDIRECT COSTS	TOTAL SPECIAL FEES			TOTAL PROJECT COSTS
301511	US PUBLIC HEALTH SERVICE	BARRACO, C.	80,665	5,253	-	1,150	87,068	6,873	-	93,941	-	TRAD
786471	ADV ANTI-TERROR TECHNOLOGIES	BLISS, J.	49,182	11,131	-	-	60,313	25,331	-	85,644	-	TRAD
104766	NASA-GODDARD SPACEFLIGHT CNTR	BRILL, C.	2,727	492	-	-	3,219	-	-	3,219	-	TRAD
512081	COLORADO STATE UNIVERSITY	CIGULAROV, K.	13,771	8,393	-	-	22,164	3,443	-	25,607	-	TRAD
390181	US PUBLIC HEALTH SERVICE	HENSON, J.	16,066	550	-	-	16,616	8,308	-	24,924	-	TRAD
302881	US PUBLIC HEALTH SERVICE	HENSON, M.	47,079	460	-	14,593	62,132	31,066	-	93,198	-	TRAD
704271	ABMRF/FDTN-ALCOHOL RESERACH	HENSON, M.	18,489	12,983	-	-	31,472	4,721	-	36,193	-	TRAD
515171	VA DEPARTMENT OF HEALTH	JANDA, L.	7,030	-	-	-	7,030	-	-	7,030	-	TRAD
390181	US PUBLIC HEALTH SERVICE	KELLEY, M.	144,593	4,946	-	-	149,539	74,770	-	224,309	-	TRAD
396311	US PUBLIC HEALTH SERVICE	KELLEY, M.	32,897	5,070	-	6,124	44,091	20,683	-	64,774	-	TRAD
795861	VIRGINIA ACADEMY OF SCIENCE	MADHAVAN, P.	-	10	-	-	10	-	-	10	-	TRAD
395151	NATL SCIENCE FOUNDATION	MAJOR, D.	44,118	5,275	-	-	49,393	24,696	-	74,089	-	TRAD
395152	NATL SCIENCE FOUNDATION	MAJOR, D.	5,761	-	-	-	5,761	1,440	-	7,201	-	TRAD
781501	SOC PSYCH STUDY SOCIAL ISSUES	MORGANSON, V.	-	-	-	296	296	-	-	296	-	TRAD
395151	NATL SCIENCE FOUNDATION	ORVIS, K.	44,118	5,274	-	-	49,392	24,657	-	74,089	-	TRAD
395152	NATL SCIENCE FOUNDATION	ORVIS, K.	5,760	-	-	-	5,760	1,440	-	7,200	-	TRAD
504371	ODU	PORTER, B.	7,328	202	-	19,239	26,769	2,677	-	29,446	-	TRAD
505201	VA DMV	PORTER, B.	60,054	24,683	-	8,669	93,406	9,341	-	102,747	-	TRAD
505211	VA DMV	PORTER, B.	28,663	9,615	-	-	38,278	3,828	-	42,106	-	TRAD
595961	VA DMV	PORTER, B.	40,955	18,333	-	-	59,288	5,929	-	65,217	-	TRAD
506651	EASTERN VIRGINIA MED. SCHOOL	SCERBO, M.	32,971	1,919	-	-	34,890	8,931	-	43,821	-	TRAD
594491	EASTERN VIRGINIA MED. SCHOOL	SCERBO, M.	5,561	33	-	-	5,594	1,454	-	7,048	-	TRAD
711041	SIMQUEST, LLC	SCERBO, M.	13,157	717	-	-	13,874	6,937	-	20,811	-	TRAD
792221	SIMQUEST, LLC	SCERBO, M.	-	-	-	107	107	53	-	160	-	TRAD
			700,945	115,339	-	50,178	866,462	266,618	-	1,133,080	-	
Psychology - Center for Bioelectronics												
294811	ARMY MED RES COMMAND	MADHAVAN, P.	27,765	6,112	2,932	5,006	41,815	21,376	-	63,191	-	CBE
			27,765	6,112	2,932	5,006	41,815	21,376	-	63,191	-	51.12%
Psychology - VMASC: Virginia Modeling & Simulation Center												
594491	EASTERN VIRGINIA MED. SCHOOL	SCERBO, M.	5,728	33	-	-	5,761	1,499	-	7,260	-	VMASC
			5,728	33	-	-	5,761	1,499	-	7,260	-	26.02%

SCHEDULE 4
OLD DOMINION UNIVERSITY RESEARCH FOUNDATION
SPONSORED PROGRAM ACTIVITY BY INDIVIDUAL PROJECT
 (MEASURED BY EXPENDITURES INCURRED)
FOR FISCAL YEAR 2011

PROJECT NUMBER	SPONSORING AGENCY	PRINCIPAL INVESTIGATOR / PROJECT DIRECTOR	PERSONNEL AND FRINGE BENEFITS	PROJECT DIRECT COST				PROJECT IDC AND FEES			EFFECTIVE INDIRECT COST RATE	CENTER
				SUPPLIES, CONTRACTUAL, GENERAL, & TRAVEL	EQUIPMENT	SUBCONTRACTS, CONSTRUCTION, TUITION & OTHER	TOTAL DIRECT COSTS	REIMBURSED INDIRECT COSTS	TOTAL SPECIAL FEES	TOTAL PROJECT COSTS		
350312	* US DEPT OF ENERGY	AMARIAN, M.	-	287	412	-	689	121	-	820	TRAD	
350313	* US DEPT OF ENERGY	AMARIAN, M.	55,407	3,081	184	-	58,672	24,565	-	83,237	TRAD	
350314	* US DEPT OF ENERGY	AMARIAN, M.	26,181	1,199	-	-	27,380	13,691	-	41,071	TRAD	
310491	* NATL SCIENCE FOUNDATION	ARETI, H.	-	-	-	18,988	18,988	4,125	-	23,113	TRAD	
385441	* NATL SCIENCE FOUNDATION	ARETI, H.	-	-	-	26,764	26,764	3,038	-	29,802	TRAD	
370661	* US DEPT OF ENERGY	BALITSKY, I.	-	-	392	-	392	(26)	-	366	TRAD	
370662	* US DEPT OF ENERGY	BALITSKY, I.	13,984	1,239	1,104	-	17,954	7,612	-	25,566	TRAD	
300701	* NATL SCIENCE FOUNDATION	BUELTMANN, S.	5,931	2,578	67,756	-	76,265	4,254	-	80,519	TRAD	
350312	* US DEPT OF ENERGY	BUELTMANN, S.	-	412	-	-	699	121	-	820	TRAD	
350313	* US DEPT OF ENERGY	BUELTMANN, S.	55,407	3,081	184	-	58,672	24,565	-	83,237	TRAD	
350314	* US DEPT OF ENERGY	BUELTMANN, S.	26,181	1,199	-	-	27,380	13,691	-	41,071	TRAD	
706141	* JEFFERSON SCIENCE ASSOCIATES	BUELTMANN, S.	24,876	4,246	7,683	-	36,805	7,863	-	44,668	TRAD	
785901	* MITTAL STEEL USA	COOK, D.	-	4,171	-	-	4,171	-	-	4,171	TRAD	
303981	* NATL SCIENCE FOUNDATION	DE PAOR, D.	20,217	9,321	-	-	29,538	14,727	-	44,265	TRAD	
304931	* NATL SCIENCE FOUNDATION	DE PAOR, D.	10,524	1,405	-	-	11,929	5,964	-	17,893	TRAD	
386171	* NATL SCIENCE FOUNDATION	DE PAOR, D.	14,007	8,987	-	-	22,994	9,657	-	32,651	TRAD	
306581	* FERMI NATIONAL ACCELERATOR LAB	DELAYEN, J.	12,225	12,045	-	-	24,270	12,135	-	36,405	TRAD	
396741	* US DEPT OF ENERGY	DELAYEN, J.	45,275	6,635	14,380	-	66,290	25,955	-	92,245	TRAD	
706051	* NIOWAVE, INC.	DELAYEN, J.	9,194	1,789	-	-	10,983	5,492	-	16,475	TRAD	
706052	* NIOWAVE, INC.	DELAYEN, J.	3,312	-	-	-	3,312	1,656	-	4,968	TRAD	
706053	* NIOWAVE, INC.	DELAYEN, J.	26,085	2,249	-	-	28,334	14,167	-	42,501	TRAD	
706054	* NIOWAVE, INC.	DELAYEN, J.	16,575	-	-	-	16,575	8,288	-	24,863	TRAD	
706055	* NIOWAVE, INC.	DELAYEN, J.	16,575	-	-	-	16,575	8,288	-	24,863	TRAD	
310491	* NATL SCIENCE FOUNDATION	DODGE, G.	-	-	-	6,330	6,330	1,375	-	7,705	TRAD	
350312	* US DEPT OF ENERGY	DODGE, G.	-	288	411	-	699	121	-	820	TRAD	
350313	* US DEPT OF ENERGY	DODGE, G.	55,441	3,083	183	-	58,707	24,580	-	83,287	TRAD	
350314	* US DEPT OF ENERGY	DODGE, G.	26,197	1,200	-	-	27,397	13,698	-	41,095	TRAD	
395441	* NATL SCIENCE FOUNDATION	DODGE, G.	-	-	-	8,922	8,922	1,012	-	9,934	TRAD	
397561	* US DEPT OF EDUCATION	DODGE, G.	1,034	583	7	-	2,810	129	-	4,563	TRAD	
706141	* JEFFERSON SCIENCE ASSOCIATES	DODGE, G.	12,437	2,123	3,842	-	18,402	3,931	-	22,333	TRAD	
707111	* JEFFERSON SCIENCE ASSOCIATES	DODGE, G.	-	-	-	12,881	12,881	-	-	12,881	TRAD	
707121	* JEFFERSON SCIENCE ASSOCIATES	DODGE, G.	-	-	-	13,000	13,000	-	-	13,000	TRAD	
711171	* JEFFERSON SCIENCE ASSOCIATES	DODGE, G.	374,098	-	-	-	374,098	-	-	374,098	TRAD	
711172	* JEFFERSON SCIENCE ASSOCIATES	DODGE, G.	10,833	-	-	-	10,833	-	-	10,833	TRAD	
712331	* JEFFERSON SCIENCE ASSOCIATES	DODGE, G.	141,463	-	-	-	141,463	-	-	141,463	TRAD	
712333	* JEFFERSON SCIENCE ASSOCIATES	DODGE, G.	7,880	-	-	-	7,880	-	-	7,880	TRAD	
370661	* US DEPT OF ENERGY	DUDEK, J.	-	-	392	-	392	(26)	-	366	TRAD	
370662	* US DEPT OF ENERGY	DUDEK, J.	13,983	1,240	1,104	-	17,954	7,611	-	25,565	TRAD	
704901	* JEFFRESS RESEARCH GRANTS PGM.	DUDEK, J.	-	-	19,750	-	19,750	-	-	19,750	TRAD	
796121	* MUONS, INC.	GODUNOV, A.	24,172	-	-	-	24,172	6,285	-	30,457	TRAD	
313641	* ARGONNE NATIONAL LABORATORIES	GUREVICH, A.	5,535	-	-	-	5,535	2,767	-	8,302	TRAD	
371471	* NATL SCIENCE FOUNDATION	HAVEY, M.	16,628	8,396	3,046	-	28,070	10,510	-	38,580	TRAD	

SCHEDULE 4
OLD DOMINION UNIVERSITY RESEARCH FOUNDATION
SPONSORED PROGRAM ACTIVITY BY INDIVIDUAL PROJECT
 (MEASURED BY EXPENDITURES INCURRED)
FOR FISCAL YEAR 2011

PROJECT NUMBER	SPONSORING AGENCY	PRINCIPAL INVESTIGATOR / PROJECT DIRECTOR	PERSONNEL AND FRINGE BENEFITS	PROJECT DIRECT COST					PROJECT IDC AND FEES			EFFECTIVE INDIRECT COST RATE	CENTER	
				SUPPLIES, CONTRACTUAL, GENERAL, & TRAVEL	EQUIPMENT	SUBCONTRACTS, CONSTRUCTION, TUITION & OTHER	TOTAL DIRECT COSTS	REIMBURSED INDIRECT COSTS	TOTAL SPECIAL FEES	TOTAL PROJECT COSTS				
360721	JEFFERSON SCIENCE ASSOCIATES	HOOKS, W.	93,015	-	-	7,034	100,049	-	-	-	100,049	-	100,049	TRAD
360722	JEFFERSON SCIENCE ASSOCIATES	HOOKS, W.	34,666	-	-	750	35,416	-	-	-	35,416	-	35,416	TRAD
361161	JEFFERSON SCIENCE ASSOCIATES	HOOKS, W.	65,108	172	-	49,367	114,647	-	-	-	114,647	-	114,647	TRAD
361162	JEFFERSON SCIENCE ASSOCIATES	HOOKS, W.	11,200	-	-	4,676	15,876	-	-	-	15,876	-	15,876	TRAD
350312	* US DEPT OF ENERGY	HYDE-WRIGHT, C.	-	287	412	-	699	121	-	-	820	-	820	TRAD
350313	* US DEPT OF ENERGY	HYDE-WRIGHT, C.	55,441	3,082	184	-	58,707	24,580	-	-	83,287	-	83,287	TRAD
350314	* US DEPT OF ENERGY	HYDE-WRIGHT, C.	26,197	1,200	-	-	27,397	13,698	-	-	41,095	-	41,095	TRAD
791921	MUONS, INC.	KRAFFT, G.	9,890	-	-	-	9,890	2,571	-	-	12,461	-	12,461	TRAD
300701	* NATL SCIENCE FOUNDATION	KUHN, S.	5,930	2,578	67,756	-	76,264	4,254	-	-	80,518	-	80,518	TRAD
350312	* US DEPT OF ENERGY	KUHN, S.	-	288	412	-	700	120	-	-	820	-	820	TRAD
350313	* US DEPT OF ENERGY	KUHN, S.	55,441	3,083	184	-	58,708	24,580	-	-	83,288	-	83,288	TRAD
350314	* US DEPT OF ENERGY	KUHN, S.	26,198	1,199	-	-	27,397	13,698	-	-	41,095	-	41,095	TRAD
370661	* US DEPT OF ENERGY	RADYUSHKIN, A.	-	-	392	-	392	(26)	-	-	366	-	366	TRAD
370662	* US DEPT OF ENERGY	RADYUSHKIN, A.	13,984	1,239	1,104	1,627	17,954	7,612	-	-	25,566	-	25,566	TRAD
370661	* US DEPT OF ENERGY	SCHIAVILLA, R.	13,983	1,239	391	1,627	17,954	7,611	-	-	25,565	-	25,565	TRAD
370662	* US DEPT OF ENERGY	SCHIAVILLA, R.	1,230	-	1,105	-	1,230	320	-	-	1,550	-	1,550	TRAD
315941	ARGONNE NATIONAL LABORATORIES	SUKENIK, C.	33,545	4,075	-	-	37,620	18,810	-	-	56,430	-	56,430	TRAD
391441	NATL SCIENCE FOUNDATION	SUKENIK, C.	-	-	391	-	391	(25)	-	-	366	-	366	TRAD
370662	* US DEPT OF ENERGY	VAN ORDEN, J.	13,983	1,239	1,104	1,628	17,954	7,611	-	-	25,565	-	25,565	TRAD
176071	NASA-LANGLEY RESEARCH CENTER	VUSKOVIC, L.	7,105	221	-	-	7,326	1,905	-	-	9,231	-	9,231	TRAD
751079	NATL INST AEROSPACE ASSOC	VUSKOVIC, L.	24,172	2,339	-	-	26,511	6,893	-	-	33,404	-	33,404	TRAD
350312	* US DEPT OF ENERGY	WEINSTEIN, L.	-	288	412	-	700	120	-	-	820	-	820	TRAD
350313	* US DEPT OF ENERGY	WEINSTEIN, L.	55,441	3,083	183	-	58,707	24,580	-	-	83,287	-	83,287	TRAD
350314	* US DEPT OF ENERGY	WEINSTEIN, L.	26,197	1,200	-	-	27,397	13,698	-	-	41,095	-	41,095	TRAD
706141	* JEFFERSON SCIENCE ASSOCIATES	WEINSTEIN, L.	24,876	4,246	7,683	-	36,805	7,863	-	-	44,668	-	44,668	TRAD
712581	JEFFERSON SCIENCE ASSOCIATES	WEINSTEIN, L.	54,708	-	-	-	54,708	-	-	-	54,708	-	54,708	TRAD
Physics - Applied Research Center			1,723,967	107,599	207,126	159,658	2,198,350	462,510	-	-	2,660,860	-	2,660,860	21.04%
785901	* MITTAL STEEL USA	COOK, D.	-	-	1,390	-	1,390	-	-	-	1,390	-	1,390	ARC
			-	-	1,390	-	1,390	-	-	-	1,390	-	1,390	0.00%

SCHEDULE 4
OLD DOMINION UNIVERSITY RESEARCH FOUNDATION
SPONSORED PROGRAM ACTIVITY BY INDIVIDUAL PROJECT
 (MEASURED BY EXPENDITURES INCURRED)
FOR FISCAL YEAR 2011

PROJECT NUMBER	SPONSORING AGENCY	PRINCIPAL INVESTIGATOR / PROJECT DIRECTOR	PROJECT DIRECT COST				PROJECT IDC AND FEES			EFFECTIVE INDIRECT COST RATE	CENTER		
			PERSONNEL AND FRINGE BENEFITS	SUPPLIES, CONTRACTUAL, GENERAL, & TRAVEL	EQUIPMENT	SUBCONTRACTS, CONSTRUCTION, TUITION & OTHER	TOTAL DIRECT COSTS	REIMBURSED INDIRECT COSTS	TOTAL SPECIAL FEES			TOTAL PROJECT COSTS	
513511	* ODU	CHERNIKOV, A.	4,201	1,600	-	-	5,801	-	-	5,801	-	5,801	TRAD
311071	NATL SCIENCE FOUNDATION	CHRISOCHOIDES, N.	25,451	1,977	-	-	27,428	-	-	13,714	-	41,142	TRAD
314071	NATL SCIENCE FOUNDATION	CHRISOCHOIDES, N.	1,961	410	-	-	2,371	-	-	980	-	3,351	TRAD
314081	NATL SCIENCE FOUNDATION	CHRISOCHOIDES, N.	28,068	-	-	-	28,068	-	-	12,564	-	40,632	TRAD
510691	COLLEGE OF WILLIAM AND MARY	CHRISOCHOIDES, N.	10,834	-	-	-	10,834	-	-	5,417	-	16,251	TRAD
513511	* ODU	CHRISOCHOIDES, N.	4,302	1,636	-	-	5,938	-	-	-	-	5,938	TRAD
501143	NEW MEXICO STATE UNIVERSITY	HE, J.	19,497	4,601	-	-	24,098	-	-	12,049	-	36,147	TRAD
513511	* ODU	JI, S.	4,201	1,600	-	-	5,801	-	-	5,801	-	5,801	TRAD
585531	UNIV OF MEMPHIS	LEVINSTEIN, I.	24,452	-	-	-	24,452	-	-	10,270	-	34,722	TRAD
310631	NATL SCIENCE FOUNDATION	LI, Y.	6,707	-	-	-	6,707	-	-	3,353	-	10,060	TRAD
311991	* NATL SCIENCE FOUNDATION	LI, Y.	1,243	1,035	-	12,526	14,804	-	-	638	-	15,442	TRAD
372391	* NATL SCIENCE FOUNDATION	MALY, K.	15,133	2,482	-	-	17,615	-	-	7,398	-	25,013	TRAD
372392	* NATL SCIENCE FOUNDATION	MALY, K.	750	-	-	-	750	-	-	188	-	938	TRAD
395041	* DEFENSE TECH INFORMATION CTR	MALY, K.	1,133	-	-	-	1,133	-	-	294	-	1,427	TRAD
713221	ENGINEERED SOLUTIONS	MALY, K.	37,668	-	-	-	37,668	-	-	9,794	-	47,462	TRAD
774451	PRENTICE HALL BUS PUBLISHING	MALY, K.	1,234	-	-	-	1,234	-	-	-	-	1,234	TRAD
774741	HOSPICE OF PALM BEACH COUNTY	MALY, K.	11,844	-	-	-	11,844	-	-	3,079	-	14,923	TRAD
775061	WELLIGENT, INC.	MALY, K.	25,191	-	-	-	25,191	-	-	8,000	-	33,191	TRAD
784011	RAYTHEON AIRCRAFT COMPANY	MALY, K.	47,894	-	-	5,574	53,468	-	-	15,952	-	69,420	TRAD
372393	* NATL SCIENCE FOUNDATION	MALY, K.	7,012	715	-	-	7,727	-	-	3,863	-	11,590	TRAD
784683	* NATL INST AEROSPACE ASSOC	MUKKAMALA, R.	15,833	868	-	-	16,701	-	-	8,351	-	25,052	TRAD
302781	NATL SCIENCE FOUNDATION	NELSON, M.	34,901	1,793	-	-	36,694	-	-	18,347	-	55,041	TRAD
305601	LIBRARY OF CONGRESS	NELSON, M.	97,298	20,852	-	91,660	209,810	-	-	71,575	-	281,385	TRAD
311991	* NATL SCIENCE FOUNDATION	NELSON, M.	622	517	-	6,264	7,403	-	-	319	-	7,722	TRAD
370161	NATL SCIENCE FOUNDATION	NELSON, M.	76,248	4,651	-	-	80,899	-	-	33,978	-	114,877	TRAD
513541	* ODU	NELSON, M.	10,477	352	-	-	10,829	-	-	-	-	10,829	TRAD
775411	CACI, INC	NELSON, M.	-	(2,503)	-	-	(2,503)	-	-	-	-	(2,503)	TRAD
373021	* NATL SCIENCE FOUNDATION	OLARIU, S.	32,214	6,473	-	-	38,687	-	-	16,249	-	54,936	TRAD
373022	* NATL SCIENCE FOUNDATION	OLARIU, S.	2,267	-	-	-	2,267	-	-	567	-	2,834	TRAD
373211	NATL SCIENCE FOUNDATION	OLARIU, S.	7,061	-	-	-	7,061	-	-	2,966	-	10,027	TRAD
373212	NATL SCIENCE FOUNDATION	OLARIU, S.	3,507	-	-	-	3,507	-	-	877	-	4,384	TRAD
311991	* NATL SCIENCE FOUNDATION	RANJAN, D.	622	517	-	6,264	7,403	-	-	319	-	7,722	TRAD
501142	NEW MEXICO STATE UNIVERSITY	RANJAN, D.	19,645	5,102	-	-	24,747	-	-	12,373	-	37,120	TRAD
372041	NATL SCIENCE FOUNDATION	WEIGLE, M.	37,941	2,397	-	-	40,338	-	-	16,942	-	57,280	TRAD
372042	NATL SCIENCE FOUNDATION	WEIGLE, M.	3,705	-	-	-	3,705	-	-	926	-	4,631	TRAD
373021	* NATL SCIENCE FOUNDATION	WEIGLE, M.	32,215	6,473	-	-	38,688	-	-	16,249	-	54,937	TRAD
373022	* NATL SCIENCE FOUNDATION	WEIGLE, M.	2,267	-	-	-	2,267	-	-	567	-	2,834	TRAD
513541	* ODU	WEIGLE, M.	10,476	353	-	-	10,829	-	-	-	-	10,829	TRAD
395041	* DEFENSE TECH INFORMATION CTR	ZEIL, S.	1,099	-	-	-	1,099	-	-	286	-	1,385	TRAD
372391	* NATL SCIENCE FOUNDATION	ZUBAIR, M.	15,133	2,482	-	-	17,615	-	-	7,398	-	25,013	TRAD
372392	* NATL SCIENCE FOUNDATION	ZUBAIR, M.	750	-	-	-	750	-	-	188	-	938	TRAD
395041	* DEFENSE TECH INFORMATION CTR	ZUBAIR, M.	1,099	-	-	-	1,099	-	-	286	-	1,385	TRAD
507235	VA DEPT ENVIRON QUALITY	ZUBAIR, M.	14,475	-	-	-	14,475	-	-	324	-	14,799	TRAD
594857	VA DEPT ENVIRON QUALITY	ZUBAIR, M.	1,238	-	-	11,959	13,197	-	-	295	-	13,492	TRAD
372393	* NATL SCIENCE FOUNDATION	ZUBAIR, M.	7,012	715	-	-	7,727	-	-	3,863	-	11,590	TRAD
TOTAL SCIENCES			706,881	67,098	-	147,697	921,676	-	-	320,798	-	1,242,474	TRAD
			\$ 7,682,803	\$ 1,715,159	\$ 940,519	\$ 1,459,742	\$ 11,798,223	\$	\$	\$ 3,185,402	\$	\$ 15,008,707	27.00%

SCHEDULE 4
OLD DOMINION UNIVERSITY RESEARCH FOUNDATION
SPONSORED PROGRAM ACTIVITY BY INDIVIDUAL PROJECT
 (MEASURED BY EXPENDITURES INCURRED)
FOR FISCAL YEAR 2011

PROJECT NUMBER	SPONSORING AGENCY	PRINCIPAL INVESTIGATOR / PROJECT DIRECTOR	PROJECT DIRECT COST				PROJECT IDC AND FEES			EFFECTIVE INDIRECT COST RATE	CENTER							
			PERSONNEL AND FRINGE BENEFITS	SUPPLIES, CONTRACTUAL, GENERAL, & TRAVEL	EQUIPMENT	SUBCONTRACTS, CONSTRUCTION, TUITION & OTHER	TOTAL DIRECT COSTS	REIMBURSED INDIRECT COSTS	TOTAL SPECIAL FEES			TOTAL PROJECT COSTS						
597031	Office of Research VA SPACE GRANT CONSORTIUM	KARIM, M.	-	-	-	1,000	-	-	-	1,000	-	-	1,000	-	1,000	-	0.00%	TRAD
294811	Frank Reidy Research Center for Bioelectronics	BEEBE, S.	59,495	13,097	6,284	10,727	-	89,603	45,806	-	-	-	135,409	-	-	-	-	CBE
713401	* ARMY MED RES COMMAND	BEEBE, S.	22,590	9,082	-	-	-	31,672	15,836	-	-	-	47,508	-	-	-	-	CBE
302401	* ETHICON ENDO-SURGERY, INC.	PAKHOMOV, A.	74,958	19,892	37,380	-	-	132,230	47,424	-	-	-	179,654	-	-	-	-	CBE
382011	* US PUBLIC HEALTH SERVICE	PAKHOMOV, A.	104,772	27,994	23,566	3,531	-	159,863	55,762	-	-	-	215,625	-	-	-	-	CBE
786304	* GENERAL DYNAMICS	PAKHOMOV, A.	15,961	7,437	-	-	-	23,398	11,698	-	-	-	35,096	-	-	-	-	CBE
302401	* US PUBLIC HEALTH SERVICE	PAKHOMOVA, O.	16,063	4,262	8,010	-	-	28,335	10,163	-	-	-	38,498	-	-	-	-	CBE
786304	* GENERAL DYNAMICS	PAKHOMOVA, O.	3,990	1,859	-	-	-	5,849	2,925	-	-	-	8,774	-	-	-	-	CBE
513511	* ODU	STACEY, M.	4,201	1,600	-	-	-	5,801	-	-	-	-	5,801	-	-	-	-	CBE
712641	BREEDEN-ADAMS FOUNDATION	STACEY, M.	5,454	4,779	-	-	-	10,233	-	-	-	-	10,233	-	-	-	-	CBE
782481	BREEDEN-ADAMS FOUNDATION	STACEY, M.	-	-	-	5,089	-	5,089	-	-	-	-	5,089	-	-	-	-	CBE
792531	BREEDEN-ADAMS FOUNDATION	STACEY, M.	-	-	-	502	-	502	-	-	-	-	502	-	-	-	-	CBE
282911	AIR FORCE OFFICE SCHRES	XIAO, S.	112,835	18,668	28,260	-	-	159,763	51,965	-	-	-	211,728	-	-	-	-	CBE
365521	NATL SCIENCE FOUNDATION	XIAO, S.	34,420	8,766	-	-	-	43,186	18,138	-	-	-	61,324	-	-	-	-	CBE
786271	* BIOELECTRICS, INC.	XIAO, S.	10,608	714	-	3,542	-	14,864	6,243	-	-	-	21,107	-	-	-	-	CBE
			465,347	118,150	103,500	23,391	-	710,388	265,960	-	-	-	976,348	-	-	-	-	37.44%

SCHEDULE 4
OLD DOMINION UNIVERSITY RESEARCH FOUNDATION
SPONSORED PROGRAM ACTIVITY BY INDIVIDUAL PROJECT
 (MEASURED BY EXPENDITURES INCURRED)
FOR FISCAL YEAR 2011

PROJECT NUMBER	SPONSORING AGENCY	PRINCIPAL INVESTIGATOR / PROJECT DIRECTOR	PERSONNEL AND FRINGE BENEFITS	PROJECT DIRECT COST				PROJECT IDC AND FEES			EFFECTIVE INDIRECT COST RATE	CENTER
				SUPPLIES, CONTRACTUAL, GENERAL, & TRAVEL	EQUIPMENT	SUBCONTRACTS, CONSTRUCTION, TUITION & OTHER	TOTAL DIRECT COSTS	REIMBURSED INDIRECT COSTS	TOTAL SPECIAL FEES	TOTAL PROJECT COSTS		
513431	* ODU	BANKS, C.	10,035	1,854	-	-	11,889	-	-	-	11,889	VMASC
206401	* MODELING & SIMULATION CO OFF	BEHR, J.	46,515	1,379	-	-	60,172	12,278	-	-	76,935	VMASC
282010	* NAVSUP FLEET LOGISTICS NORFOLK	BEHR, J.	35,133	-	-	-	148,041	112,908	-	-	166,464	VMASC
282013	* NAVSUP FLEET LOGISTICS NORFOLK	BEHR, J.	2,495	4,325	-	-	48,169	41,349	-	-	61,533	VMASC
512611	* VA DEP OF EMERGENCY MANAGEMENT	BEHR, J.	27,080	5,559	-	-	34,889	2,250	-	-	52,332	VMASC
514321	* ODU	BEHR, J.	3,719	-	-	-	3,719	-	-	-	3,719	VMASC
516851	* ODU	BEHR, J.	3,261	-	-	-	3,261	-	-	-	3,261	VMASC
792982	* BATTELLE NATIONAL BIODEFENSE	BEHR, J.	3,741	-	-	-	13,534	-	-	-	20,301	VMASC
206401	* MODELING & SIMULATION CO OFF	COLLINS, A.	77,528	2,296	-	-	100,285	20,461	-	-	128,223	VMASC
282009	* NAVSUP FLEET LOGISTICS NORFOLK	CROLL, M.	-	-	-	-	21,244	21,244	-	-	21,769	VMASC
282109	* NAVSUP FLEET LOGISTICS NORFOLK	CROLL, M.	1,451	-	-	-	1,451	-	-	-	2,060	VMASC
282209	* NAVSUP FLEET LOGISTICS NORFOLK	CROLL, M.	2,716	-	-	-	2,716	-	-	-	3,856	VMASC
282309	* NAVSUP FLEET LOGISTICS NORFOLK	CROLL, M.	2,992	547	-	-	3,539	-	-	-	5,025	VMASC
282409	* NAVSUP FLEET LOGISTICS NORFOLK	CROLL, M.	2,794	331	-	-	3,125	-	-	-	4,437	VMASC
282509	* NAVSUP FLEET LOGISTICS NORFOLK	CROLL, M.	729	-	-	-	729	-	-	-	1,035	VMASC
286013	* NAVSUP FLEET LOGISTICS NORFOLK	CROLL, M.	405	-	-	-	405	-	-	-	547	VMASC
706371	* LOCKHEED/MARTIN	CROLL, M.	115,220	-	-	-	117,940	-	-	-	175,743	VMASC
786852	* DIAMOND VISIONICS	CROLL, M.	10,405	386	2,334	-	10,405	-	-	-	14,775	VMASC
206401	* MODELING & SIMULATION CO OFF	DIALLO, S.	46,515	1,379	-	-	60,172	12,278	-	-	76,935	VMASC
282009	* NAVSUP FLEET LOGISTICS NORFOLK	DIALLO, S.	-	-	-	-	63,733	63,733	-	-	65,308	VMASC
282016	* NAVSUP FLEET LOGISTICS NORFOLK	DIALLO, S.	37,784	5,212	-	-	42,996	-	-	-	61,054	VMASC
282109	* NAVSUP FLEET LOGISTICS NORFOLK	DIALLO, S.	4,352	-	-	-	4,352	-	-	-	6,180	VMASC
282309	* NAVSUP FLEET LOGISTICS NORFOLK	DIALLO, S.	8,147	-	-	-	8,147	-	-	-	11,569	VMASC
282409	* NAVSUP FLEET LOGISTICS NORFOLK	DIALLO, S.	8,975	1,641	-	-	10,616	-	-	-	15,075	VMASC
282509	* NAVSUP FLEET LOGISTICS NORFOLK	DIALLO, S.	8,382	992	-	-	9,374	-	-	-	13,311	VMASC
286013	* NAVSUP FLEET LOGISTICS NORFOLK	DIALLO, S.	2,187	-	-	-	2,187	-	-	-	3,106	VMASC
295251	* MODELING & SIMULATION CO OFF	DIALLO, S.	405	-	-	-	405	-	-	-	547	VMASC
515381	* ODU	DIALLO, S.	15,160	1,507	-	-	24,239	7,632	-	-	31,173	VMASC
705191	* RAYTHEON AIRCRAFT COMPANY	DIALLO, S.	2,520	-	-	-	2,520	-	-	-	2,520	VMASC
514321	* ODU	DIAZ, R.	11,015	979	-	-	11,994	-	-	-	17,991	VMASC
516851	* ODU	DIAZ, R.	6,507	-	-	-	6,507	-	-	-	6,507	VMASC
797901	* OPPORTUNITY, INC.	DIAZ, R.	3,260	-	-	-	3,260	-	-	-	3,260	VMASC
			1,363	-	-	-	1,363	-	-	136	1,499	VMASC

SCHEDULE 4
OLD DOMINION UNIVERSITY RESEARCH FOUNDATION
SPONSORED PROGRAM ACTIVITY BY INDIVIDUAL PROJECT
 (MEASURED BY EXPENDITURES INCURRED)
FOR FISCAL YEAR 2011

PROJECT NUMBER	SPONSORING AGENCY	PRINCIPAL INVESTIGATOR / PROJECT DIRECTOR	PERSONNEL AND FRINGE BENEFITS	PROJECT DIRECT COST				PROJECT IDC AND FEES			EFFECTIVE INDIRECT COST RATE	CENTER
				SUPPLIES, CONTRACTUAL, GENERAL & TRAVEL	EQUIPMENT	SUBCONTRACTS, CONSTRUCTION, TUITION & OTHER	TOTAL DIRECT COSTS	REIMBURSED INDIRECT COSTS	TOTAL SPECIAL FEES	TOTAL PROJECT COSTS		
282010	* NAVSUP FLEET LOGISTICS NORFOLK	EZELL, B.	35,132	-	-	112,909	148,041	18,422	-	166,463	VMASC	
282013	* NAVSUP FLEET LOGISTICS NORFOLK	EZELL, B.	2,496	4,325	-	41,348	48,169	13,365	-	61,534	VMASC	
512611	* VA DEP OF EMERGENCY MANAGEMENT	EZELL, B.	72,211	14,822	-	6,000	93,033	46,516	-	139,549	VMASC	
514321	* ODU	EZELL, B.	3,719	-	-	-	3,719	-	-	3,719	VMASC	
516831	* HMPT ROADS PLAN DISTRICT COMM	EZELL, B.	1,090	-	-	-	1,090	578	-	1,668	VMASC	
705721	* DAEWOO INFORMATION SYSTEM CO.	EZELL, B.	6,102	5,493	-	1,738	13,333	6,667	-	20,000	VMASC	
705851	* RILEEN INNOVATIVE TECHNOLOGIES	EZELL, B.	16,379	-	-	-	16,379	8,189	-	24,568	VMASC	
792981	* BATTLE NATIONAL BIODEFENSE	EZELL, B.	41,245	4,683	-	-	45,928	22,731	-	68,659	VMASC	
792982	* BATTLE NATIONAL BIODEFENSE	EZELL, B.	3,741	9,793	-	-	13,534	6,767	-	20,301	VMASC	
305971	* US DEPT OF TRANSPORTATION	FOYTIK, P.	22,950	18	-	-	22,968	11,484	-	34,452	VMASC	
502631	* ODU	FOYTIK, P.	9,303	-	-	-	9,303	-	-	9,303	VMASC	
512611	* VA DEP OF EMERGENCY MANAGEMENT	FOYTIK, P.	27,079	5,558	-	2,250	34,887	17,444	-	52,331	VMASC	
515381	* ODU	FOYTIK, P.	2,520	-	-	-	2,520	-	-	2,520	VMASC	
286013	* NAVSUP FLEET LOGISTICS NORFOLK	PAPELIS, Y.	405	-	-	-	405	142	-	547	VMASC	
700341	* OPPORTUNITY, INC.	PAPELIS, Y.	2,467	496	-	-	2,963	296	-	3,259	VMASC	
706371	* LOCKHEED/MARTIN	PAPELIS, Y.	192,034	642	3,890	-	196,566	96,338	-	292,904	VMASC	
710501	* GEORGETOWN UNIV MEDICAL CENTER	PAPELIS, Y.	19,546	8,787	-	-	28,333	14,166	-	42,499	VMASC	
715621	* TUNNEL VISION, LLC	PAPELIS, Y.	6,374	165	-	-	6,539	3,269	-	9,808	VMASC	
786851	* DIAMOND VISIONICS	PAPELIS, Y.	-	-	-	11,721	11,721	3,719	-	15,440	VMASC	
786852	* DIAMOND VISIONICS	PAPELIS, Y.	13,874	-	-	-	13,874	5,827	-	19,701	VMASC	
702671	* HR EDUCATIONAL TELECOMM ASSOC	PAPELIS, Y.	7,272	1,266	-	-	8,538	683	-	9,221	VMASC	
305971	* US DEPT OF TRANSPORTATION	ROBINSON, M.	34,426	25	-	-	34,451	17,225	-	51,676	VMASC	
512611	* VA DEP OF EMERGENCY MANAGEMENT	ROBINSON, M.	27,079	5,558	-	2,250	34,887	17,444	-	52,331	VMASC	
515381	* ODU	ROBINSON, M.	2,595	-	-	-	2,595	-	-	2,595	VMASC	
715621	* TUNNEL VISION, LLC	ROBINSON, M.	4,248	110	-	-	4,358	2,179	-	6,537	VMASC	
502451	* VA DEP OF TRANSPORTATION	ROBINSON, R.	18,222	769	-	-	18,991	2,279	-	21,270	VMASC	
502631	* ODU	ROBINSON, R.	27,912	-	-	1	27,913	-	-	27,913	VMASC	
206401	* MODELING & SIMULATION CO OFF	SHERFEY, S.	46,515	1,379	-	12,278	60,172	16,763	-	76,935	VMASC	
282009	* NAVSUP FLEET LOGISTICS NORFOLK	SHERFEY, S.	-	-	-	21,244	21,244	525	-	21,769	VMASC	
282109	* NAVSUP FLEET LOGISTICS NORFOLK	SHERFEY, S.	1,451	-	-	-	1,451	608	-	2,060	VMASC	
282209	* NAVSUP FLEET LOGISTICS NORFOLK	SHERFEY, S.	2,716	-	-	-	2,716	1,140	-	3,856	VMASC	
282309	* NAVSUP FLEET LOGISTICS NORFOLK	SHERFEY, S.	2,992	547	-	-	3,539	1,486	-	5,025	VMASC	
282409	* NAVSUP FLEET LOGISTICS NORFOLK	SHERFEY, S.	2,794	331	-	-	3,125	1,312	-	4,437	VMASC	
282509	* NAVSUP FLEET LOGISTICS NORFOLK	SHERFEY, S.	729	-	-	-	729	306	-	1,035	VMASC	
286013	* NAVSUP FLEET LOGISTICS NORFOLK	SHERFEY, S.	405	-	-	-	405	142	-	547	VMASC	
295251	* MODELING & SIMULATION CO OFF	SHERFEY, S.	20,213	2,009	-	10,176	32,398	9,164	-	41,562	VMASC	

SCHEDULE 4
OLD DOMINION UNIVERSITY RESEARCH FOUNDATION
SPONSORED PROGRAM ACTIVITY BY INDIVIDUAL PROJECT
(MEASURED BY EXPENDITURES INCURRED)
FOR FISCAL YEAR 2011

PROJECT NUMBER	SPONSORING AGENCY	PRINCIPAL INVESTIGATOR / PROJECT DIRECTOR	PERSONNEL AND FRINGE BENEFITS	PROJECT DIRECT COST			PROJECT IDC AND FEES			EFFECTIVE INDIRECT COST RATE	CENTER
				SUPPLIES, CONTRACTUAL, GENERAL, & TRAVEL	EQUIPMENT	SUBCONTRACTS, CONSTRUCTION, TUITION & OTHER	TOTAL DIRECT COSTS	REIMBURSED INDIRECT COSTS	TOTAL SPECIAL FEES		
100700	NO AGENCY ASSIGNED	SOKOLOWSKI, J.	79,745	169,243	3,115	1,868	253,971	-	-	253,971	VMASC
206401	* MODELING & SIMULATION CO OFF	SOKOLOWSKI, J.	46,515	1,379	-	12,278	60,172	16,763	-	76,935	VMASC
215241	US JOINT FORCES COMMAND	SOKOLOWSKI, J.	1,364	112	301	1,777	623	623	-	2,400	VMASC
271142	US JOINT FORCES COMMAND	SOKOLOWSKI, J.	15,434	-	-	15,434	463	463	-	15,897	VMASC
272091	NAVAL SURFACE WEAPONS CENTER	SOKOLOWSKI, J.	62,197	8,639	-	70,836	2,125	2,125	-	72,961	VMASC
281981	ARMY RESEARCH OFFICE	SOKOLOWSKI, J.	195,200	-	-	195,200	5,856	5,856	-	201,056	VMASC
282004	NAVY FISC - PHILADELPHIA	SOKOLOWSKI, J.	(2,168)	-	-	(2,168)	(759)	(759)	-	(2,927)	VMASC
282008	NAVY FISC - PHILADELPHIA	SOKOLOWSKI, J.	130,664	22,707	-	153,371	64,416	64,416	-	217,787	VMASC
282009	* NAVSUP FLEET LOGISTICS NORFOLK	SOKOLOWSKI, J.	-	-	-	212,446	5,250	5,250	-	217,696	VMASC
282013	* NAVSUP FLEET LOGISTICS NORFOLK	SOKOLOWSKI, J.	-	-	-	-	-	-	-	-	VMASC
282015	NAVY FISC - PHILADELPHIA	SOKOLOWSKI, J.	48,482	17,187	-	65,669	27,581	27,581	-	93,250	VMASC
282109	* NAVSUP FLEET LOGISTICS NORFOLK	SOKOLOWSKI, J.	14,506	-	-	14,506	6,093	6,093	-	20,599	VMASC
282209	* NAVSUP FLEET LOGISTICS NORFOLK	SOKOLOWSKI, J.	27,154	-	-	27,154	11,405	11,405	-	38,559	VMASC
282309	* NAVSUP FLEET LOGISTICS NORFOLK	SOKOLOWSKI, J.	29,916	5,470	-	35,386	14,862	14,862	-	50,248	VMASC
282409	* NAVSUP FLEET LOGISTICS NORFOLK	SOKOLOWSKI, J.	27,938	3,308	-	31,246	13,124	13,124	-	44,370	VMASC
282509	* NAVSUP FLEET LOGISTICS NORFOLK	SOKOLOWSKI, J.	7,290	-	-	7,290	3,062	3,062	-	10,352	VMASC
285511	NAVAL SURFACE WEAPONS CENTER	SOKOLOWSKI, J.	768,063	4,971	-	773,034	209,989	209,989	-	974,023	VMASC
286001	NAVY FISC - PHILADELPHIA	SOKOLOWSKI, J.	-	-	-	-	-	-	-	-	VMASC
286003	NAVY FISC - PHILADELPHIA	SOKOLOWSKI, J.	-	(1,729)	-	(1,729)	(605)	(605)	-	(2,334)	VMASC
286008	NAVY FISC - PHILADELPHIA	SOKOLOWSKI, J.	-	(1,506)	-	(1,506)	(528)	(528)	-	(2,036)	VMASC
286013	* NAVSUP FLEET LOGISTICS NORFOLK	SOKOLOWSKI, J.	405	-	-	405	142	142	-	547	VMASC
286014	NAVY FISC - PHILADELPHIA	SOKOLOWSKI, J.	63,721	-	-	63,721	22,303	22,303	-	86,024	VMASC
286015	NAVY FISC - PHILADELPHIA	SOKOLOWSKI, J.	29,259	3,237	-	32,496	11,374	11,374	-	43,870	VMASC
286016	NAVY FISC - PHILADELPHIA	SOKOLOWSKI, J.	62,397	-	-	62,397	21,839	21,839	-	84,236	VMASC
286017	NAVY FISC - PHILADELPHIA	SOKOLOWSKI, J.	153,771	1,498	-	155,269	54,344	54,344	-	209,613	VMASC
286018	NAVY FISC - PHILADELPHIA	SOKOLOWSKI, J.	62,059	-	-	62,059	21,721	21,721	-	83,780	VMASC
286019	NAVY FISC - PHILADELPHIA	SOKOLOWSKI, J.	-	101,678	-	101,678	35,587	35,587	-	137,265	VMASC
286020	NAVY FISC - PHILADELPHIA	SOKOLOWSKI, J.	3,497	-	-	3,497	9,974	9,974	-	13,471	VMASC
286021	NAVY FISC - PHILADELPHIA	SOKOLOWSKI, J.	111,399	8,135	-	119,534	41,837	41,837	-	161,371	VMASC
286022	NAVY FISC - PHILADELPHIA	SOKOLOWSKI, J.	145,968	-	-	145,968	51,089	51,089	-	197,057	VMASC
286023	NAVY FISC - PHILADELPHIA	SOKOLOWSKI, J.	363,609	2,995	-	366,604	128,311	128,311	-	494,915	VMASC
286024	* NAVSUP FLEET LOGISTICS NORFOLK	SOKOLOWSKI, J.	6,007	-	-	6,007	14,555	14,555	-	20,562	VMASC
286025	NAVY FISC - PHILADELPHIA	SOKOLOWSKI, J.	165,761	-	-	165,761	58,017	58,017	-	223,778	VMASC
286026	NAVY FISC - PHILADELPHIA	SOKOLOWSKI, J.	121,476	4,218	-	125,694	43,993	43,993	-	169,687	VMASC
291421	US JOINT FORCES COMMAND	SOKOLOWSKI, J.	150,761	-	-	150,761	4,523	4,523	-	155,284	VMASC
295251	* MODELING & SIMULATION CO OFF	SOKOLOWSKI, J.	50,533	5,023	-	55,556	22,912	22,912	-	78,468	VMASC
286281	OFFICE OF SECRETARY OF DEFENSE	SOKOLOWSKI, J.	173,835	-	-	173,835	5,215	5,215	-	179,050	VMASC
286811	MODELING & SIMULATION CO OFF	SOKOLOWSKI, J.	177,285	-	-	177,285	5,319	5,319	-	182,604	VMASC
391051	OFFICE OF SECRETARY FO DEFENSE	SOKOLOWSKI, J.	183,674	-	-	183,674	5,510	5,510	-	189,184	VMASC
512611	* VA DEP OF EMERGENCY MANAGEMENT	SOKOLOWSKI, J.	27,079	5,568	-	32,647	17,444	17,444	-	50,091	VMASC
513431	* ODU	SOKOLOWSKI, J.	10,035	1,854	-	11,889	-	-	-	11,889	VMASC
700451	OPPORTUNITY, INC.	SOKOLOWSKI, J.	850	2,545	-	3,395	2,108	2,108	-	5,503	VMASC
711561	* BOOZE-ALLEN & HAMILTON INC	SOKOLOWSKI, J.	4,795	-	-	4,795	2,397	2,397	-	7,192	VMASC
711561	* BOOZE-ALLEN & HAMILTON INC	SOKOLOWSKI, J.	4,794	-	-	4,794	2,397	2,397	-	7,191	VMASC
716451	ALION SCIENCE & TECHNOLOGY COR	SOKOLOWSKI, J.	6,414	-	-	6,414	3,207	3,207	-	9,621	VMASC
780041	* MYMIC LLC	SOKOLOWSKI, J.	2,428	524	-	2,952	768	768	-	3,720	VMASC
787722	GENERAL DYNAMICS	SOKOLOWSKI, J.	4,475	1,679	-	6,154	3,428	3,428	-	9,582	VMASC
			4,721,782	471,511	9,339	6,199,668	1,530,513	1,530,513	-	7,730,181	24.69%

SCHEDULE 4
OLD DOMINION UNIVERSITY RESEARCH FOUNDATION
SPONSORED PROGRAM ACTIVITY BY INDIVIDUAL PROJECT
 (MEASURED BY EXPENDITURES INCURRED)
FOR FISCAL YEAR 2011

PROJECT NUMBER	SPONSORING AGENCY	PRINCIPAL INVESTIGATOR / PROJECT DIRECTOR	PROJECT DIRECT COST					PROJECT IDC AND FEES			EFFECTIVE INDIRECT COST RATE	CENTER		
			PERSONNEL AND FRINGE BENEFITS	SUPPLIES, CONTRACTUAL, GENERAL, & TRAVEL	EQUIPMENT	SUBCONTRACTS, CONSTRUCTION, TUITION & OTHER	TOTAL DIRECT COSTS	REIMBURSED INDIRECT COSTS	TOTAL SPECIAL FEES	TOTAL PROJECT COSTS				
Office of Distance Learning														
598031	ODU	CASIELLO, A.	3,730	-	-	-	3,730	-	-	-	3,730	-	-	TRAD
782361	ITA INTERNATIONAL, INC.	CASIELLO, A.	218,796	2,200	-	38,700	259,696	109,074	-	-	368,770	-	-	TRAD
782362	ITA INTERNATIONAL, INC.	CASIELLO, A.	11,108	-	-	16,561	27,669	11,619	-	-	39,288	-	-	TRAD
			233,634	2,200	-	55,261	291,095	120,693	-	-	411,788	-	-	41.46%
ODU Business Gateway														
304611	SMALL BUSINESS ADMIN	ROBERTSON, J.	62,493	23,735	-	-	86,228	22,419	-	-	108,647	-	-	VATPDC
304612	SMALL BUSINESS ADMIN	ROBERTSON, J.	5,247	-	-	-	5,247	1,364	-	-	6,611	-	-	VATPDC
701281	GENEDGE ALLIANCE	ROBERTSON, J.	4,766	-	-	-	4,766	-	-	-	4,766	-	-	VATPDC
712341	GENEDGE ALLIANCE	ROBERTSON, J.	135,124	-	-	-	135,124	-	-	-	135,124	-	-	VATPDC
			207,630	23,735	-	-	231,365	23,783	-	-	255,148	-	-	10.28%
Association for Consortium Leadership														
100082	PRIVATE DONATIONS	DOTOLO, L.	-	73,955	-	1,274	75,229	2,958	-	-	78,187	-	-	ACL
			-	73,955	-	1,274	75,229	2,958	-	-	78,187	-	-	3.93%
Virginia Tidewater Consortium for Higher Education														
100083	NAT. UNIV TELCONFERENCE NETWORK	DOTOLO, L.	-	167	-	829	996	-	-	-	996	-	-	VTC
205741	U.S. JOINT FORCES STAFF COLLEGE	DOTOLO, L.	(1,456)	4,000	-	-	2,544	-	-	-	2,544	-	-	TRAD
210171	U.S. JOINT FORCES STAFF COLLEGE	DOTOLO, L.	-	1,331	-	-	1,331	666	-	-	1,997	-	-	TRAD
370734	US DEPT OF EDUCATION	DOTOLO, L.	68,947	3,817	-	-	72,764	5,821	-	-	78,585	-	-	TRAD
370735	US DEPT OF EDUCATION	DOTOLO, L.	275,256	31,673	-	-	306,929	24,554	-	-	331,483	-	-	TRAD
505831	SSTATE COUNCIL HIGHER ED IN VA	DOTOLO, L.	9,331	6,023	-	-	15,354	-	-	-	15,354	-	-	TRAD
510371	SSTATE COUNCIL HIGHER ED IN VA	DOTOLO, L.	67,149	8,891	-	-	76,040	6,083	-	-	82,123	-	-	TRAD
513081	VA DEP OF EMERGENCY MANAGEMENT	DOTOLO, L.	11,876	-	-	232,932	244,808	1,844	-	-	246,652	-	-	TRAD
			431,103	55,902	-	233,761	720,766	38,968	-	-	759,734	-	-	5.41%

SCHEDULE 4
OLD DOMINION UNIVERSITY RESEARCH FOUNDATION
SPONSORED PROGRAM ACTIVITY BY INDIVIDUAL PROJECT
 (MEASURED BY EXPENDITURES INCURRED)
FOR FISCAL YEAR 2011

PROJECT NUMBER	SPONSORING AGENCY	PRINCIPAL INVESTIGATOR / PROJECT DIRECTOR	PERSONNEL AND FRINGE BENEFITS	PROJECT DIRECT COST					PROJECT IDC AND FEES			EFFECTIVE INDIRECT COST RATE	CENTER
				SUPPLIES, CONTRACTUAL, GENERAL, & TRAVEL	EQUIPMENT	SUBCONTRACTS, CONSTRUCTION, TUITION & OTHER	TOTAL DIRECT COSTS	REIMBURSED INDIRECT COSTS	TOTAL SPECIAL FEES	TOTAL PROJECT COSTS			
110381	NASA-GODDARD SPACEFLIGHT CNTR	CARTER, C.	4,659	6,294	-	15,754	26,707	3,579	-	30,286	VSGC		
392181	NATL SCIENCE FOUNDATION	CARTER, C.	27,447	42,254	-	145,650	215,351	23,827	-	239,178	VSGC		
590891	HAMPTON PUBLIC SCHOOLS	CARTER, C.	71,939	20,306	-	2,073	94,318	7,380	-	101,698	VSGC		
104761	NASA-GODDARD SPACEFLIGHT CNTR	SANDY, M.	181,578	43,022	-	287,500	512,100	141,698	-	653,798	VSGC		
154074	NASA-GODDARD SPACEFLIGHT CNTR	SANDY, M.	-	-	-	(495)	(495)	-	-	(495)	VSGC		
154075	NASA-GODDARD SPACEFLIGHT CNTR	SANDY, M.	33,491	4,150	-	160,830	198,471	15,809	-	214,280	VSGC		
154076	NASA-GODDARD SPACEFLIGHT CNTR	SANDY, M.	1,812	-	-	-	1,812	471	-	2,283	VSGC		
154078	NASA-GODDARD SPACEFLIGHT CNTR	SANDY, M.	-	1,899	-	-	1,899	494	-	2,393	VSGC		
154083	NASA-GODDARD SPACEFLIGHT CNTR	SANDY, M.	705	5,448	-	3,000	9,153	458	-	9,611	VSGC		
154084	NASA-GODDARD SPACEFLIGHT CNTR	SANDY, M.	-	634	-	-	634	165	-	799	VSGC		
154086	NASA-GODDARD SPACEFLIGHT CNTR	SANDY, M.	4,588	277	-	49,154	54,019	1,265	-	55,284	VSGC		
154089	NASA-GODDARD SPACEFLIGHT CNTR	SANDY, M.	1,821	1,943	-	228	3,992	979	-	4,971	VSGC		
154093	NASA-GODDARD SPACEFLIGHT CNTR	SANDY, M.	-	-	-	35,009	35,009	-	-	35,009	VSGC		
154094	NASA-GODDARD SPACEFLIGHT CNTR	SANDY, M.	-	15,022	-	24,841	39,863	3,906	-	43,569	VSGC		
154095	NASA-GODDARD SPACEFLIGHT CNTR	SANDY, M.	-	2,000	-	3,110	5,110	520	-	5,630	VSGC		
154096	NASA-GODDARD SPACEFLIGHT CNTR	SANDY, M.	24,441	-	-	3,121	27,562	6,355	-	33,917	VSGC		
175971	NASA-GODDARD SPACEFLIGHT CNTR	SANDY, M.	-	-	-	(511)	(511)	-	-	(511)	VSGC		
192691	NASA-GODDARD SPACEFLIGHT CNTR	SANDY, M.	213,553	198,296	-	82,791	494,640	107,081	-	601,721	VSGC		
192692	NASA-GODDARD SPACEFLIGHT CNTR	SANDY, M.	-	9,078	-	61,225	70,303	2,360	-	72,663	VSGC		
194931	NASA-JOHNSON SPACE FLIGHT CNTR	SANDY, M.	3,471	46	-	-	3,517	914	-	4,431	VSGC		
197531	NASA-LANGLEY RESEARCH CENTER	SANDY, M.	170,689	157,449	-	1,271	329,409	164,069	-	493,478	VSGC		
380911	FEDERAL AVIATION ADMIN	SANDY, M.	78,367	42,399	-	17,200	137,966	50,722	-	188,688	VSGC		
397562	US DEPT OF EDUCATION	SANDY, M.	10,284	347	-	4,500	15,131	850	-	15,981	VSGC		
501271	SSTATE COUNCIL HIGHER ED IN VA	SANDY, M.	-	2,500	-	-	2,500	-	-	2,500	VSGC		
504331	THOMAS NELSON COMMUNITY COLLEGE	SANDY, M.	-	-	-	4,178	4,178	905	-	5,083	VSGC		
523751	SSTATE COUNCIL HIGHER ED IN VA	SANDY, M.	-	-	-	320,000	320,000	-	-	320,000	VSGC		
700891	NATL INST AEROSPACE ASSOC	SANDY, M.	-	1,994	-	2,071	4,065	519	-	4,584	VSGC		
704231	NATL INST AEROSPACE ASSOC	SANDY, M.	22,777	4,606	-	11,972	39,355	7,120	-	46,475	VSGC		
704791	NATL INST AEROSPACE ASSOC	SANDY, M.	-	226	-	16,350	16,576	59	-	16,635	VSGC		
764464	NATL INST AEROSPACE ASSOC	SANDY, M.	28,799	4,099	-	286,137	319,035	8,553	-	327,588	VSGC		
764465	NATL INST AEROSPACE ASSOC	SANDY, M.	96,438	6,036	-	537,640	640,114	26,643	-	666,757	VSGC		
780631	TERC	SANDY, M.	-	3	-	-	3	1	-	4	VSGC		
783281	NEW HORIZONS REGIONAL EDU CTRS	SANDY, M.	-	(88)	-	(1,151)	(1,239)	(11)	-	(1,250)	VSGC		
793282	NEW HORIZONS REGIONAL EDU CTRS	SANDY, M.	5,241	735	-	1,338	7,314	1,554	-	8,868	VSGC		
793283	NEW HORIZONS REGIONAL EDU CTRS	SANDY, M.	-	8,048	-	9,611	17,659	2,092	-	19,751	VSGC		
793284	NEW HORIZONS REGIONAL EDU CTRS	SANDY, M.	8,153	4,549	-	3,698	16,405	-	-	16,405	VSGC		
797161	NATL SPACE GRANT FOUNDATION	SANDY, M.	-	-	-	85,038	85,038	-	-	85,038	VSGC		
			990,258	583,572	-	2,172,933	3,746,763	580,337	-	4,327,100	15.49%		

SCHEDULE 4
OLD DOMINION UNIVERSITY RESEARCH FOUNDATION
SPONSORED PROGRAM ACTIVITY BY INDIVIDUAL PROJECT
(MEASURED BY EXPENDITURES INCURRED)
FOR FISCAL YEAR 2011

PROJECT NUMBER	SPONSORING AGENCY	PRINCIPAL INVESTIGATOR / PROJECT DIRECTOR	PROJECT DIRECT COST					PROJECT IDC AND FEES			EFFECTIVE INDIRECT COST RATE	CENTER	
			PERSONNEL AND FRINGE BENEFITS	SUPPLIES, CONTRACTUAL, GENERAL, & TRAVEL	EQUIPMENT	SUBCONTRACTS, CONSTRUCTION, TUITION & OTHER	TOTAL DIRECT COSTS	REIMBURSED INDIRECT COSTS	TOTAL SPECIAL FEES	TOTAL PROJECT COSTS			
Other Miscellaneous Units													
703861	PARTNERSHIP FOR PREVENTION	FOSS, J.	1,227	7,060	-	257	8,544	-	-	8,544	-	8,544	TRAD
302511	ODU	HINES, J.	220,968	12,747	-	32,364	266,079	-	18,697	284,776	-	284,776	TRAD
391081	ODU	HINES, J.	37,375	1,258	-	-	38,633	-	3,091	41,724	-	41,724	TRAD
505901	MARTIN LUTHER KING MEM COMM	O'HERRON, V.	-	1,869	-	-	1,869	-	-	1,869	-	1,869	TRAD
353341	* NATL SCIENCE FOUNDATION	PICKERING, W.	1,043	147	-	-	1,190	-	448	1,638	-	1,638	TRAD
371601	ODU	TOLLIVER, O.	63,813	2,426	-	68,138	134,377	-	5,299	139,676	-	139,676	TRAD
371602	ODU	TOLLIVER, O.	168,581	4,353	-	12,387	185,321	-	13,835	199,156	-	199,156	TRAD
			493,007	29,860	-	113,146	636,013	-	41,370	677,383	-	677,383	
TOTAL OFFICE OF RESEARCH AND OTHER UNITS			\$ 7,542,761	\$ 1,356,885	\$ 112,839	\$ 3,597,802	\$ 12,612,287	\$ 2,604,582	\$ -	\$ 15,216,869	6.50%	20.65%	

GRAND TOTAL	\$ 24,130,959	\$ 6,670,251	\$ 1,260,863	\$ 54,751,811	\$ 86,813,884	\$ 8,914,561	\$ -	\$ 95,728,445	10.27%
--------------------	----------------------	---------------------	---------------------	----------------------	----------------------	---------------------	-------------	----------------------	---------------

SCHEDULE 1

SCHEDULE 2

SCHEDULE 3

SCHEDULE 4

SCHEDULE 5

SCHEDULE 6

SCHEDULE 5

**Enterprise Centers Including Projects Reported as
Activity of an Academic Department**

Fiscal Year 2011

SCHEDULE 5
OLD DOMINION UNIVERSITY RESEARCH FOUNDATION
ENTERPRISE CENTERS INCLUDING PROJECTS REPORTED AS ACTIVITY
OF AN ACADEMIC DEPARTMENT
 (MEASURED BY EXPENDITURES INCURRED)
FOR FISCAL YEAR 2011

PROJECT NUMBER	SPONSORING AGENCY	PRINCIPAL INVESTIGATOR / PROJECT DIRECTOR	Dept	PROJECT DIRECT COST				PROJECT IDC AND FEES			EFFECTIVE INDIRECT COST RATE	CENTER
				PERSONNEL AND FRINGE BENEFITS	SUPPLIES, CONTRACTUAL, GENERAL, & TRAVEL	EQUIPMENT	SUBCONTRACTS, CONSTRUCTION, TUITION & OTHER	TOTAL DIRECT COSTS	REIMBURSED INDIRECT COSTS	TOTAL SPECIAL FEES		
500033	• ODU	BAUMGART, H.	4054.1	208	72	-	49	329	-	-	329	ARC
511671	• UNIVERSITY OF TOLEDO	BAUMGART, H.	4054.1	420	139	268	-	827	280	-	1,107	ARC
514191	UNIVERSITY OF MARYLAND	BAUMGART, H.	4054.1	15,529	-	-	-	15,529	4,037	-	19,566	ARC
715501	MICROXACT, INC.	BAUMGART, H.	4054.1	-	-	1,932	-	1,932	-	-	1,932	ARC
785901	• MITTAL STEEL USA	COOK, D.	6090.1	-	-	1,390	-	1,390	-	-	1,390	ARC
513521	ODU	ELMUSTAFA, A.	4057.1	5,206	950	66,136	-	74,292	-	-	74,292	ARC
712332	JEFFERSON SCIENCE ASSOCIATES	ELMUSTAFA, A.	4057.1	29,557	-	-	-	29,557	-	-	29,557	ARC
764781	MUONS, INC.	ELMUSTAFA, A.	4057.1	5,007	-	-	4,915	9,922	4,167	-	14,089	ARC
107171	NASA-LANGLEY RESEARCH CENTER	ELMUSTAFA, A.	4054.1	1,017	1,300	-	-	2,317	1,159	-	3,476	ARC
192131	NASA-LANGLEY RESEARCH CENTER	ELMUSTAFA, A.	4054.1	144,200	250	-	-	144,450	37,557	-	182,007	ARC
197561	NASA-LANGLEY RESEARCH CENTER	ELMUSTAFA, A.	4054.1	-	2,600	-	302	2,902	1,450	-	4,352	ARC
351783	NATL SCIENCE FOUNDATION	ELMUSTAFA, A.	4054.1	1,560	-	-	-	1,560	655	-	2,215	ARC
363415	US DEPT OF ENERGY	ELMUSTAFA, A.	4054.1	32,821	873	-	-	33,694	16,847	-	50,541	ARC
500033	• ODU	ELMUSTAFA, A.	4054.1	208	72	-	49	329	-	-	329	ARC
511671	• UNIVERSITY OF TOLEDO	ELMUSTAFA, A.	4054.1	839	279	535	-	1,653	559	-	2,212	ARC
515911	NORFOLK STATE UNIVERSITY	ELMUSTAFA, A.	4054.1	2,400	5,200	-	-	7,600	3,800	-	11,400	ARC
702171	AMERICAN GFM	ELMUSTAFA, A.	4054.1	-	5,570	-	-	5,570	2,785	-	8,355	ARC
702931	LIFENET TRANSPLANT SERVICES	ELMUSTAFA, A.	4054.1	566	800	-	-	1,366	683	-	2,049	ARC
705062	JEFFERSON SCIENCE ASSOCIATES	ELMUSTAFA, A.	4054.1	9,524	-	-	-	9,524	2,476	-	12,000	ARC
705691	JEFFERSON SCIENCE ASSOCIATES	ELMUSTAFA, A.	4054.1	2,200	2,700	-	-	4,900	-	-	4,900	ARC
751080	NATL INST AEROSPACE ASSOC	ELMUSTAFA, A.	4054.1	1,332	-	-	-	1,332	346	-	1,678	ARC
795261	JEFFERSON SCIENCE ASSOCIATES	ELMUSTAFA, A.	4054.1	36,644	-	-	-	36,644	18,322	-	54,966	ARC
196581	NASA-LANGLEY RESEARCH CENTER	LAWRENCE, R.	4059.1	16,712	-	-	-	16,712	8,356	-	25,068	ARC
704661	NATL INST AEROSPACE ASSOC	LAWRENCE, R.	4059.1	3,616	-	-	-	3,616	1,808	-	5,424	ARC
511671	• UNIVERSITY OF TOLEDO	MARSILLAC, S.	4054.1	43,522	2,232	4,281	-	89,070	4,471	-	17,696	ARC
383821	UNIVERSITY OF TOLEDO	MARSILLAC, S.	4054.1	4,134	3,335	42,213	-	51,782	28,114	-	79,896	ARC
500033	• ODU	NAMKOONG, G.	4054.1	1,037	360	-	243	1,640	-	-	1,640	ARC
511671	• UNIVERSITY OF TOLEDO	NAMKOONG, G.	4054.1	420	139	268	-	827	280	-	1,107	ARC
704711	CERMET, INC.	NAMKOONG, G.	4054.1	31,744	13,476	-	-	45,220	22,610	-	67,830	ARC
706721	CERMET, INC.	NAMKOONG, G.	4054.1	-	467	-	-	467	233	-	700	ARC
710461	GWANGJU INSTITUTE OF SCI & TEC	NAMKOONG, G.	4054.1	14,916	2,085	-	-	17,001	3,570	-	20,571	ARC
713621	GWANGJU INSTITUTE OF SCI & TEC	NAMKOONG, G.	4054.1	6,436	1,765	-	-	8,201	1,722	-	9,923	ARC
792851	CERMET, INC.	NAMKOONG, G.	4054.1	-	-	-	226	226	113	-	339	ARC
				418,487	48,441	119,023	5,784	591,735	169,723	-	761,458	28.68%

SCHEDULE 5
OLD DOMINION UNIVERSITY RESEARCH FOUNDATION
ENTERPRISE CENTERS INCLUDING PROJECTS REPORTED AS ACTIVITY
OF AN ACADEMIC DEPARTMENT
 (MEASURED BY EXPENDITURES INCURRED)
FOR FISCAL YEAR 2011

PROJECT NUMBER	SPONSORING AGENCY	PRINCIPAL INVESTIGATOR /PROJECT DIRECTOR	Dept	PROJECT DIRECT COST				PROJECT IDC AND FEES		TOTAL PROJECT COSTS	EFFECTIVE INDIRECT COST RATE	CENTER
				PERSONNEL AND FRINGE BENEFITS	SUPPLIES, CONTRACTUAL, GENERAL, & TRAVEL	EQUIPMENT	SUBCONTRACTS, CONSTRUCTION, TUITION & OTHER	TOTAL DIRECT COSTS	REIMBURSED INDIRECT COSTS			
FRANK REIDY RESEARCH CENTER FOR BIOELECTRICS												
294811	* ARMY MED RES COMMAND	BEEBE, S.	9010.2	59,495	13,097	6,284	10,727	89,603	45,806	135,409	CBE	
713401	* ETHICON ENDO-SURGERY, INC.	BEEBE, S.	9010.2	22,590	9,082	-	-	31,672	15,836	47,508	CBE	
294811	* ARMY MED RES COMMAND	HARGRAVE, B.	6081.2	59,495	13,097	6,284	10,727	89,603	45,806	135,409	CBE	
294811	* ARMY MED RES COMMAND	HELLER, L.	5056.2	59,495	13,097	6,284	10,727	89,603	45,806	135,409	CBE	
391061	* ARMY MED RES COMMAND	HELLER, R.	5056.2	71,396	15,718	7,540	12,869	107,523	54,965	162,488	CBE	
391071	US PUBLIC HEALTH SERVICE	HELLER, R.	5056.2	129,309	66,506	-	70,415	266,230	97,907	364,137	CBE	
391091	US PUBLIC HEALTH SERVICE	HELLER, R.	5056.2	153,864	64,090	-	6,002	223,956	111,978	335,934	CBE	
593241	UNIV OF SOUTH FLORIDA	HELLER, R.	5056.2	186,579	14,996	-	-	266,185	133,092	399,277	CBE	
710101	INTREXON CORPORATION	HELLER, R.	5056.2	3,789	10,824	-	-	18,785	9,392	28,177	CBE	
294811	* ARMY MED RES COMMAND	HELLER, R.	5056.2	49,347	13,097	6,284	10,727	89,603	45,806	135,409	CBE	
382011	* US PUBLIC HEALTH SERVICE	KOLB, J.	4054.2	13,096	3,499	2,946	442	19,983	6,970	26,953	CBE	
715481	* INST ELE & ELEC ENGINEERS	KOLB, J.	4054.2	-	2,120	-	-	2,120	-	2,120	CBE	
294811	* ARMY MED RES COMMAND	MADHAVAN, P.	6087.2	27,765	6,112	2,932	5,006	41,815	21,376	63,191	CBE	
302401	* US PUBLIC HEALTH SERVICE	PAKHOMOV, A.	9010.2	74,958	19,892	37,380	-	132,230	47,424	179,654	CBE	
382011	* US PUBLIC HEALTH SERVICE	PAKHOMOV, A.	9010.2	104,772	27,994	23,566	3,531	159,863	55,762	215,625	CBE	
786304	* GENERAL DYNAMICS	PAKHOMOV, A.	9010.2	15,961	7,437	-	-	23,398	11,698	35,096	CBE	
302401	* US PUBLIC HEALTH SERVICE	PAKHOMOVA, O.	9010.2	16,063	4,262	8,010	-	28,335	10,163	38,498	CBE	
786304	* GENERAL DYNAMICS	PAKHOMOVA, O.	9010.2	3,990	1,859	-	-	5,849	2,925	8,774	CBE	
294811	* ARMY MED RES COMMAND	SCHOENBACH, K.	4054.2	59,495	13,097	6,284	10,727	89,603	45,806	135,409	CBE	
382011	* US PUBLIC HEALTH SERVICE	SCHOENBACH, K.	4054.2	13,096	3,500	2,946	441	19,983	6,970	26,953	CBE	
786271	* BIOELECTRICS, INC.	SCHOENBACH, K.	4054.2	10,609	714	-	3,542	14,865	6,243	21,108	CBE	
513511	* ODU	STACEY, M.	9010.2	4,201	1,600	-	-	5,801	-	5,801	CBE	
712641	BREEDEN-ADAMS FOUNDATION	STACEY, M.	9010.2	5,454	4,779	-	-	10,233	-	10,233	CBE	
782481	BREEDEN-ADAMS FOUNDATION	STACEY, M.	9010.2	-	-	-	5,089	5,089	-	5,089	CBE	
792531	BREEDEN-ADAMS FOUNDATION	STACEY, M.	9010.2	-	-	-	502	502	-	502	CBE	
206901	* OFFICE OF NAVAL RESEARCH	XIAO, S.	4054.2	3,383	4,503	-	-	7,886	3,943	11,829	CBE	
302401	* US PUBLIC HEALTH SERVICE	XIAO, S.	4054.2	16,063	4,262	8,010	-	28,335	10,163	38,498	CBE	
282911	AIR FORCE OFFICE SCI RES	XIAO, S.	9010.2	112,835	18,668	28,260	-	159,763	51,965	211,728	CBE	
365521	NATL SCIENCE FOUNDATION	XIAO, S.	9010.2	34,420	8,766	-	-	43,186	18,138	61,324	CBE	
786271	* BIOELECTRICS, INC.	XIAO, S.	9010.2	10,608	714	-	3,542	14,864	6,243	21,107	CBE	
714131	* AMERICAN HEART ASSOCIATION	ZEMLIN, G.	4054.2	1,678	325	-	-	2,003	-	2,003	CBE	
				1,276,328	554,286	153,010	165,016	2,148,640	942,268	3,090,908	43.85%	
VIRGINIA COASTAL ENERGY RESEARCH CONSORTIUM												
786682	* ACENT LABORATORIES.	GORDON, A.	6081.7	10,024	25	-	-	10,049	2,613	12,662	VCERC	
398071	US DEPT OF ENERGY	HATCHER, P.	6082.7	135,183	100,006	112,431	-	347,620	117,595	465,215	VCERC	
580151	ODU	HATCHER, P.	6082.7	-	519	-	19	538	225	764	VCERC	
580152	ODU	HATCHER, P.	6082.7	-	-	-	255	255	105	360	VCERC	
584231	UNIVERSITY OF MAINE	HATCHER, P.	6082.7	14,038	2,752	-	-	16,790	4,198	20,988	VCERC	
590011	ODU	HATCHER, P.	6082.7	-	-	-	38,424	38,424	-	38,424	VCERC	
590012	ODU	HATCHER, P.	6082.7	-	-	-	47,375	47,375	3	47,378	VCERC	
786682	* ACENT LABORATORIES.	HATCHER, P.	6082.7	10,024	25	-	-	10,049	2,613	12,662	VCERC	
786682	* ACENT LABORATORIES.	MARSHALL, H.	6081.7	10,024	25	-	-	10,049	2,613	12,662	VCERC	
786682	* ACENT LABORATORIES.	SCHAFFRAN, G.	4053.7	10,024	25	-	-	10,049	2,613	12,662	VCERC	
786682	* ACENT LABORATORIES.	STUBBINS, A.	6082.7	10,025	25	-	-	10,050	2,612	12,662	VCERC	
				199,342	103,402	112,431	86,073	501,248	135,191	636,439	26.97%	

SCHEDULE 5
OLD DOMINION UNIVERSITY RESEARCH FOUNDATION
ENTERPRISE CENTERS INCLUDING PROJECTS REPORTED AS ACTIVITY
 (MEASURED BY EXPENDITURES INCURRED)
FOR FISCAL YEAR 2011

PROJECT NUMBER	SPONSORING AGENCY	PRINCIPAL INVESTIGATOR /PROJECT DIRECTOR	Dept	PROJECT DIRECT COST				PROJECT IDC AND FEES			EFFECTIVE INDIRECT COST RATE	CENTER
				PERSONNEL AND FRINGE BENEFITS	SUPPLIES, CONTRACTUAL, GENERAL, & TRAVEL	EQUIPMENT	SUBCONTRACTS, CONSTRUCTION, TUITION & OTHER	TOTAL DIRECT COSTS	REIMBURSED INDIRECT COSTS	TOTAL SPECIAL FEES		
VIRGINIA MODELING, ANALYSIS AND SIMULATION CENTER												
513431	ODU	BANKS, C.	9010.3	10,035	1,854	-	-	11,889	-	-	11,889	VMASC
206401	MODELING & SIMULATION CO OFF	BEHR, J.	9010.3	46,515	1,379	-	12,278	60,172	16,763	-	76,935	VMASC
282010	NAVSUP FLEET LOGISTICS NORFOLK	BEHR, J.	9010.3	35,133	-	-	112,908	148,041	18,423	-	166,464	VMASC
282013	NAVSUP FLEET LOGISTICS NORFOLK	BEHR, J.	9010.3	2,495	4,325	-	41,349	48,169	13,364	-	61,533	VMASC
512611	VA DEP OF EMERGENCY MANAGEMENT	BEHR, J.	9010.3	27,080	5,559	-	2,250	34,889	17,443	-	52,332	VMASC
514321	ODU	BEHR, J.	9010.3	3,719	-	-	-	3,719	-	-	3,719	VMASC
516851	ODU	BEHR, J.	9010.3	3,261	-	-	-	3,261	-	-	3,261	VMASC
792982	BATTELLE NATIONAL BIODEFENSE	BEHR, J.	9010.3	3,741	9,793	-	-	13,534	6,767	-	20,301	VMASC
305971	US DEPT OF TRANSPORTATION	CETIN, M.	4053.3	11,475	9	-	-	11,484	5,742	-	17,226	VMASC
502451	VA DEPT OF TRANSPORTATION	CETIN, M.	4053.3	18,221	769	-	-	18,990	2,279	-	21,269	VMASC
715621	TUNNEL VISION, LLC	CETIN, M.	4053.3	2,124	55	-	-	2,179	1,090	-	3,269	VMASC
206401	MODELING & SIMULATION CO OFF	COLLINS, A.	9010.3	77,528	2,296	-	20,461	100,285	27,938	-	128,223	VMASC
282009	NAVSUP FLEET LOGISTICS NORFOLK	ROLL, M.	9010.3	-	-	-	21,244	21,244	525	-	21,769	VMASC
282109	NAVSUP FLEET LOGISTICS NORFOLK	ROLL, M.	9010.3	1,451	-	-	-	1,451	609	-	2,060	VMASC
282209	NAVSUP FLEET LOGISTICS NORFOLK	ROLL, M.	9010.3	2,716	-	-	-	2,716	1,140	-	3,856	VMASC
282309	NAVSUP FLEET LOGISTICS NORFOLK	ROLL, M.	9010.3	2,992	547	-	-	3,539	1,486	-	5,025	VMASC
282409	NAVSUP FLEET LOGISTICS NORFOLK	ROLL, M.	9010.3	2,794	331	-	-	3,125	1,312	-	4,437	VMASC
282509	NAVSUP FLEET LOGISTICS NORFOLK	ROLL, M.	9010.3	729	-	-	-	729	306	-	1,035	VMASC
286013	NAVSUP FLEET LOGISTICS NORFOLK	ROLL, M.	9010.3	405	-	-	-	405	142	-	547	VMASC
706371	LOCKHEEDMARTIN	ROLL, M.	9010.3	115,220	386	2,334	-	117,940	57,803	-	175,743	VMASC
786852	DIAMOND VISIONS	ROLL, M.	9010.3	10,405	-	-	-	10,405	4,370	-	14,775	VMASC
206401	MODELING & SIMULATION CO OFF	DIALLO, S.	9010.3	46,515	1,379	-	12,278	60,172	16,763	-	76,935	VMASC
282009	NAVSUP FLEET LOGISTICS NORFOLK	DIALLO, S.	9010.3	-	-	-	63,733	63,733	1,575	-	65,308	VMASC
282016	NAVSUP FLEET LOGISTICS NORFOLK	DIALLO, S.	9010.3	37,784	5,212	-	-	42,996	18,058	-	61,054	VMASC
282109	NAVSUP FLEET LOGISTICS NORFOLK	DIALLO, S.	9010.3	4,352	-	-	-	4,352	1,828	-	6,180	VMASC
282209	NAVSUP FLEET LOGISTICS NORFOLK	DIALLO, S.	9010.3	8,147	-	-	-	8,147	3,422	-	11,569	VMASC
282309	NAVSUP FLEET LOGISTICS NORFOLK	DIALLO, S.	9010.3	8,975	1,641	-	-	10,616	4,459	-	15,075	VMASC
282409	NAVSUP FLEET LOGISTICS NORFOLK	DIALLO, S.	9010.3	8,382	992	-	-	9,374	3,937	-	13,311	VMASC
282509	NAVSUP FLEET LOGISTICS NORFOLK	DIALLO, S.	9010.3	2,187	-	-	-	2,187	919	-	3,106	VMASC
286013	NAVSUP FLEET LOGISTICS NORFOLK	DIALLO, S.	9010.3	405	-	-	-	405	142	-	547	VMASC
295251	MODELING & SIMULATION CO OFF	DIALLO, S.	9010.3	15,160	1,507	-	7,632	24,299	6,874	-	31,173	VMASC
515381	ODU	DIALLO, S.	9010.3	2,520	-	-	-	2,520	-	-	2,520	VMASC
705191	RAYTHEON AIRCRAFT COMPANY	DIALLO, S.	9010.3	11,015	979	-	-	11,994	5,997	-	17,991	VMASC
514321	ODU	DIAZ, R.	9010.3	6,507	-	-	-	6,507	-	-	6,507	VMASC
516851	ODU	DIAZ, R.	9010.3	3,260	-	-	-	3,260	-	-	3,260	VMASC
797901	OPPORTUNITY, INC.	DIAZ, R.	9010.3	1,363	-	-	-	1,363	136	-	1,499	VMASC
282010	NAVSUP FLEET LOGISTICS NORFOLK	EZELL, B.	9010.3	35,132	-	-	112,909	148,041	18,422	-	166,463	VMASC
282013	NAVSUP FLEET LOGISTICS NORFOLK	EZELL, B.	9010.3	2,496	4,325	-	41,348	48,169	13,365	-	61,534	VMASC
512611	VA DEP OF EMERGENCY MANAGEMENT	EZELL, B.	9010.3	72,211	14,822	-	6,000	93,033	46,516	-	139,549	VMASC
514321	ODU	EZELL, B.	9010.3	3,719	-	-	-	3,719	-	-	3,719	VMASC
516851	HMPT ROADS PLAN DISTRICT COMM	EZELL, B.	9010.3	1,090	-	-	-	1,090	578	-	1,668	VMASC
705721	DAEWOO INFORMATION SYSTEM CO.	EZELL, B.	9010.3	6,102	5,493	-	1,738	13,333	6,667	-	20,000	VMASC
705851	RILEEN INNOVATIVE TECHNOLOGIES	EZELL, B.	9010.3	16,379	-	-	-	16,379	8,189	-	24,568	VMASC
792981	BATTELLE NATIONAL BIODEFENSE	EZELL, B.	9010.3	41,245	4,683	-	-	45,928	6,767	-	52,695	VMASC
792982	BATTELLE NATIONAL BIODEFENSE	EZELL, B.	9010.3	3,741	9,793	-	-	13,534	6,767	-	20,301	VMASC
305971	US DEPT OF TRANSPORTATION	FOYTIK, P.	9010.3	22,950	18	-	-	22,968	11,484	-	34,452	VMASC
502631	ODU	FOYTIK, P.	9010.3	9,303	-	-	-	9,303	-	-	9,303	VMASC
512611	VA DEP OF EMERGENCY MANAGEMENT	FOYTIK, P.	9010.3	27,079	5,558	-	2,250	34,887	17,444	-	52,331	VMASC
515381	ODU	FOYTIK, P.	9010.3	2,520	-	-	-	2,520	-	-	2,520	VMASC

SCHEDULE 5
OLD DOMINION UNIVERSITY RESEARCH FOUNDATION
ENTERPRISE CENTERS INCLUDING PROJECTS REPORTED AS ACTIVITY
OF AN ACADEMIC DEPARTMENT
 (MEASURED BY EXPENDITURES INCURRED)
FOR FISCAL YEAR 2011

PROJECT NUMBER	SPONSORING AGENCY	PRINCIPAL INVESTIGATOR / PROJECT DIRECTOR	Dept	PROJECT DIRECT COST				PROJECT IDC AND FEES			EFFECTIVE INDIRECT COST RATE	CENTER
				PERSONNEL AND FRINGE BENEFITS	SUPPLIES, CONTRACTUAL, GENERAL, & TRAVEL	EQUIPMENT	SUBCONTRACTS, CONSTRUCTION, TUITION & OTHER	TOTAL DIRECT COSTS	REIMBURSED INDIRECT COSTS	TOTAL SPECIAL FEES		
383161	US PUBLIC HEALTH SERVICE	GAFF, H.	6081.3	56,775	3,216	-	-	59,991	-	4,800	64,791	VMASC
710501	GEORGETOWN UNIV MEDICAL CENTER	GAFF, H.	6081.3	9,774	4,394	-	(1)	14,167	-	7,084	21,251	VMASC
796861	REFERENTIA SYSTEMS, INC.	HESTER, P.	4060.3	12,093	-	-	1,356	13,449	-	6,047	19,496	VMASC
514321	ODU	LIU, H.	1018.3	4,648	-	-	-	4,648	-	-	4,648	VMASC
706371	LOCKHEEDMARTIN	NEWMAN, B.	4057.3	76,814	257	1,556	-	78,627	-	38,535	117,162	VMASC
286013	NAVSUP FLEET LOGISTICS NORFOLK	PAPELIS, Y.	9010.3	405	-	-	-	405	-	142	547	VMASC
700341	OPPORTUNITY, INC.	PAPELIS, Y.	9010.3	2,467	496	-	-	2,963	-	296	3,259	VMASC
702671	HR EDUCATIONAL TELECOMM ASSOC	PAPELIS, Y.	9010.3	7,272	1,266	-	-	8,538	-	683	9,221	VMASC
706371	LOCKHEEDMARTIN	PAPELIS, Y.	9010.3	192,034	642	3,890	-	196,566	-	96,338	282,904	VMASC
710501	GEORGETOWN UNIV MEDICAL CENTER	PAPELIS, Y.	9010.3	19,546	8,787	-	-	28,333	-	14,166	42,499	VMASC
715621	TUNNEL VISION, LLC	PAPELIS, Y.	9010.3	6,374	165	-	-	6,539	-	3,269	9,808	VMASC
786851	DIAMOND VISIONICS	PAPELIS, Y.	9010.3	-	-	-	11,721	11,721	-	3,719	15,440	VMASC
786852	DIAMOND VISIONICS	PAPELIS, Y.	9010.3	-	-	-	-	-	-	-	-	VMASC
201761	OFFICE OF NAVAL RESEARCH	RINGLEB, S.	4057.3	12,212	325	-	2,179	13,874	-	5,827	19,701	VMASC
202971	OFFICE OF NAVAL RESEARCH	RINGLEB, S.	4057.3	12,212	324	-	2,179	14,716	-	7,184	21,900	VMASC
702971	ADV ANTI-TERROR TECHNOLOGIES	RINGLEB, S.	4057.3	3,634	5	-	-	3,639	-	1,820	5,459	VMASC
775993	COMPUTER SCIENCE CORP	RINGLEB, S.	4057.3	-	-	-	10	10	-	4	14	VMASC
305971	US DEPT OF TRANSPORTATION	ROBINSON, M.	9010.3	34,426	25	-	-	34,451	-	17,225	51,676	VMASC
512611	VA DEP OF EMERGENCY MANAGEMENT	ROBINSON, M.	9010.3	27,079	5,558	-	2,250	34,887	-	17,444	52,331	VMASC
515381	ODU	ROBINSON, M.	9010.3	2,595	-	-	-	2,595	-	-	2,595	VMASC
502451	TUNNEL VISION, LLC	ROBINSON, M.	9010.3	4,248	110	-	-	4,358	-	2,179	6,537	VMASC
502631	VA DEPT OF TRANSPORTATION	ROBINSON, R.	9010.3	18,222	769	-	-	18,991	-	2,279	21,270	VMASC
594491	EASTERN VIRGINIA MED. SCHOOL	ROBINSON, R.	9010.3	27,912	33	-	1	27,913	-	-	27,913	VMASC
206401	MODELING & SIMULATION CO OFF	SCERBO, M.	9010.3	5,728	1,379	-	-	5,761	-	1,489	7,260	VMASC
282009	NAVSUP FLEET LOGISTICS NORFOLK	SHERFEY, S.	9010.3	46,515	-	-	12,278	60,172	-	16,763	76,935	VMASC
282109	NAVSUP FLEET LOGISTICS NORFOLK	SHERFEY, S.	9010.3	-	-	-	21,244	21,244	-	525	21,769	VMASC
282209	NAVSUP FLEET LOGISTICS NORFOLK	SHERFEY, S.	9010.3	1,451	-	-	-	1,451	-	609	2,060	VMASC
282309	NAVSUP FLEET LOGISTICS NORFOLK	SHERFEY, S.	9010.3	2,716	-	-	-	2,716	-	1,140	3,856	VMASC
282409	NAVSUP FLEET LOGISTICS NORFOLK	SHERFEY, S.	9010.3	2,992	547	-	-	3,539	-	1,486	5,025	VMASC
282509	NAVSUP FLEET LOGISTICS NORFOLK	SHERFEY, S.	9010.3	2,794	331	-	-	3,125	-	1,312	4,437	VMASC
286013	NAVSUP FLEET LOGISTICS NORFOLK	SHERFEY, S.	9010.3	729	-	-	-	729	-	306	1,035	VMASC
296251	MODELING & SIMULATION CO OFF	SHERFEY, S.	9010.3	405	-	-	-	405	-	142	547	VMASC
100700	NO AGENCY ASSIGNED	SHERFEY, S.	9010.3	20,213	2,009	-	10,176	32,398	-	9,164	41,562	VMASC
206401	MODELING & SIMULATION CO OFF	SOKOLOWSKI, J.	9010.3	79,745	169,243	3,115	1,868	253,971	-	-	253,971	VMASC
215241	US JOINT FORCES COMMAND	SOKOLOWSKI, J.	9010.3	46,515	1,379	-	-	47,894	-	16,763	64,657	VMASC
271142	US JOINT FORCES COMMAND	SOKOLOWSKI, J.	9010.3	1,364	112	-	301	1,777	-	623	2,400	VMASC
272091	NAVAL SURFACE WEAPONS CENTER	SOKOLOWSKI, J.	9010.3	15,434	-	-	-	15,434	-	463	15,897	VMASC
281981	ARMY RESEARCH OFFICE	SOKOLOWSKI, J.	9010.3	62,197	8,639	-	-	70,836	-	2,125	72,961	VMASC
282004	NAVY FISC - PHILADELPHIA	SOKOLOWSKI, J.	9010.3	195,200	-	-	-	195,200	-	5,856	201,056	VMASC
282008	NAVY FISC - PHILADELPHIA	SOKOLOWSKI, J.	9010.3	-	(2,168)	-	-	(2,168)	-	(759)	(2,927)	VMASC
282009	NAVY FISC - PHILADELPHIA	SOKOLOWSKI, J.	9010.3	22,707	-	-	-	153,371	-	64,416	217,787	VMASC
282013	NAVY FISC - PHILADELPHIA	SOKOLOWSKI, J.	9010.3	-	-	-	212,446	212,446	-	5,250	217,696	VMASC
282015	NAVY FISC - PHILADELPHIA	SOKOLOWSKI, J.	9010.3	-	-	-	-	-	-	-	-	VMASC
282109	NAVY FISC - PHILADELPHIA	SOKOLOWSKI, J.	9010.3	48,482	17,187	-	-	65,669	-	27,581	93,250	VMASC
282209	NAVY FISC - PHILADELPHIA	SOKOLOWSKI, J.	9010.3	14,506	-	-	-	14,506	-	6,093	20,599	VMASC
282309	NAVY FISC - PHILADELPHIA	SOKOLOWSKI, J.	9010.3	27,154	-	-	-	27,154	-	11,405	38,559	VMASC
282409	NAVY FISC - PHILADELPHIA	SOKOLOWSKI, J.	9010.3	29,916	5,470	-	-	35,386	-	14,862	50,248	VMASC
282509	NAVY FISC - PHILADELPHIA	SOKOLOWSKI, J.	9010.3	27,938	3,308	-	-	31,246	-	13,124	44,370	VMASC
285511	NAVY SURFACE WEAPONS CENTER	SOKOLOWSKI, J.	9010.3	768,063	4,971	-	-	773,034	-	200,989	974,023	VMASC
286003	NAVY FISC - PHILADELPHIA	SOKOLOWSKI, J.	9010.3	-	-	-	-	-	-	-	-	VMASC
286008	NAVY FISC - PHILADELPHIA	SOKOLOWSKI, J.	9010.3	-	(1,729)	-	-	(1,729)	-	(605)	(2,334)	VMASC
286013	NAVY FISC - PHILADELPHIA	SOKOLOWSKI, J.	9010.3	(1,508)	-	-	-	(1,508)	-	(528)	(2,036)	VMASC
286014	NAVY FISC - PHILADELPHIA	SOKOLOWSKI, J.	9010.3	405	-	-	-	405	-	142	547	VMASC
				63,721	-	-	-	63,721	-	22,303	86,024	VMASC

SCHEDULE 5
OLD DOMINION UNIVERSITY RESEARCH FOUNDATION
ENTERPRISE CENTERS INCLUDING PROJECTS REPORTED AS ACTIVITY
OF AN ACADEMIC DEPARTMENT
 (MEASURED BY EXPENDITURES INCURRED)
FOR FISCAL YEAR 2011

PROJECT NUMBER	SPONSORING AGENCY	PRINCIPAL INVESTIGATOR / PROJECT DIRECTOR	Dept	PROJECT DIRECT COST				PROJECT IDC AND FEES			EFFECTIVE INDIRECT COST RATE	CENTER
				PERSONNEL AND FRINGE BENEFITS	SUPPLIES, CONTRACTUAL, GENERAL, & TRAVEL	EQUIPMENT	SUBCONTRACTS, CONSTRUCTION, TUITION & OTHER	TOTAL DIRECT COSTS	REIMBURSED INDIRECT COSTS	TOTAL SPECIAL FEES		
286015	NAVY FISC - PHILADELPHIA	SOKOLOWSKI, J.	9010.3	29,259	3,237	-	-	32,496	-	11,374	43,870	VMASC
286016	NAVY FISC - PHILADELPHIA	SOKOLOWSKI, J.	9010.3	62,397	-	-	-	62,397	-	21,839	84,236	VMASC
286017	NAVY FISC - PHILADELPHIA	SOKOLOWSKI, J.	9010.3	153,771	1,498	-	-	155,269	-	54,344	209,613	VMASC
286018	NAVY FISC - PHILADELPHIA	SOKOLOWSKI, J.	9010.3	62,059	-	-	-	62,059	-	21,721	83,780	VMASC
286019	NAVY FISC - PHILADELPHIA	SOKOLOWSKI, J.	9010.3	-	101,678	-	-	101,678	-	35,587	137,265	VMASC
286020	NAVY FISC - PHILADELPHIA	SOKOLOWSKI, J.	9010.3	3,497	-	-	193,140	196,637	-	9,974	206,611	VMASC
286021	NAVY FISC - PHILADELPHIA	SOKOLOWSKI, J.	9010.3	111,399	8,135	-	-	119,534	-	41,837	161,371	VMASC
286022	NAVY FISC - PHILADELPHIA	SOKOLOWSKI, J.	9010.3	145,988	-	-	-	145,988	-	51,089	197,077	VMASC
286023	NAVY FISC - PHILADELPHIA	SOKOLOWSKI, J.	9010.3	363,609	2,995	-	-	366,604	-	128,311	494,915	VMASC
286024	NAVY FISC - PHILADELPHIA	SOKOLOWSKI, J.	9010.3	6,007	-	-	8,548	14,555	-	4,356	18,911	VMASC
286025	NAVY FISC - PHILADELPHIA	SOKOLOWSKI, J.	9010.3	165,761	-	-	-	165,761	-	58,017	223,778	VMASC
286026	NAVY FISC - PHILADELPHIA	SOKOLOWSKI, J.	9010.3	121,476	4,218	-	-	125,694	-	43,993	169,687	VMASC
291421	US JOINT FORCES COMMAND	SOKOLOWSKI, J.	9010.3	150,761	-	-	-	150,761	-	4,523	155,284	VMASC
295251	MODELING & SIMULATION CO OFF	SOKOLOWSKI, J.	9010.3	50,533	5,023	-	25,438	80,994	-	22,912	103,906	VMASC
296281	OFFICE OF SECRETARY OF DEFENSE	SOKOLOWSKI, J.	9010.3	173,835	-	-	-	173,835	-	5,215	179,050	VMASC
296811	MODELING & SIMULATION CO OFF	SOKOLOWSKI, J.	9010.3	177,285	-	-	-	177,285	-	5,319	182,604	VMASC
391051	OFFICE OF SECRETARY FO DEFENSE	SOKOLOWSKI, J.	9010.3	183,674	-	-	-	183,674	-	5,510	189,184	VMASC
512611	VA DEP OF EMERGENCY MANAGEMENT	SOKOLOWSKI, J.	9010.3	27,079	5,558	-	2,250	34,887	-	17,444	52,331	VMASC
513431	ODU	SOKOLOWSKI, J.	9010.3	10,035	1,854	-	-	11,889	-	-	11,889	VMASC
700451	OPPORTUNITY, INC.	SOKOLOWSKI, J.	9010.3	860	2,545	-	17,688	21,083	-	2,108	23,191	VMASC
711561	BOOZE-ALLEN & HAMILTON INC	SOKOLOWSKI, J.	9010.3	4,795	-	-	-	4,795	-	2,397	7,192	VMASC
711561	BOOZE-ALLEN & HAMILTON INC	SOKOLOWSKI, J.	9010.3	4,794	-	-	-	4,794	-	2,397	7,191	VMASC
715451	ALIGN SCIENCE & TECHNOLOGY COR	SOKOLOWSKI, J.	9010.3	6,414	-	-	-	6,414	-	3,207	9,621	VMASC
780041	MYMIC LLC	SOKOLOWSKI, J.	9010.3	2,428	524	-	-	2,952	-	768	3,720	VMASC
797722	GENERAL DYNAMICS	SOKOLOWSKI, J.	9010.3	4,475	1,679	-	7,031	13,185	-	3,428	16,613	VMASC
206401	MODELING & SIMULATION CO OFF	TOLK, A.	4060.3	46,515	1,379	-	12,278	60,172	-	16,763	76,935	VMASC
282016	NAVY FISC - PHILADELPHIA	TOLK, A.	4060.3	12,594	1,737	-	-	14,331	-	6,019	20,350	VMASC
282017	NAVY FISC - PHILADELPHIA	TOLK, A.	4060.3	711	-	-	-	711	-	298	1,009	VMASC
705191	NAVY FISC - PHILADELPHIA	TOLK, A.	4060.3	5,508	490	-	-	5,998	-	2,999	8,997	VMASC
796861	REFERENTIA SYSTEMS, INC.	TOLK, A.	4060.3	12,092	-	-	1,357	13,449	-	6,046	19,495	VMASC
700341	OPPORTUNITY, INC.	TOLK, A.	4060.3	2,467	496	-	-	2,963	-	296	3,259	VMASC
702671	HR EDUCATIONAL TELECOMM ASSOC	WATSON, G.	3042.3	13,091	2,278	-	-	15,369	-	1,229	16,598	VMASC
702971	ADV ANTI-TERROR TECHNOLOGIES	WATSON, G.	3042.3	2,423	4	-	-	2,427	-	1,213	3,640	VMASC
786852	DIAMOND VISIONICS	WATSON, G.	3042.3	5,202	-	-	-	5,202	-	2,185	7,387	VMASC
				5,048,095	487,282	10,895	1,016,394	6,562,666	1,650,830	8,213,496	25.15%	
				6,942,252	1,193,411	395,359	1,273,267	9,804,289	2,898,012	12,702,301	29.56%	

SCHEDULE 1

SCHEDULE 2

SCHEDULE 3

SCHEDULE 4

SCHEDULE 5

SCHEDULE 6

SCHEDULE 6

Sponsored Program Activity

**Proposals Submitted and Awards Funded
Fiscal Year 2011 through Fiscal Year 2007**

SCHEDULE 6

OLD DOMINION UNIVERSITY RESEARCH FOUNDATION
SUMMARY OF PROPOSAL AND AWARD ACTIVITY
FISCAL YEAR 2011 THROUGH FISCAL YEAR 2007

	PROPOSALS SUBMITTED					AWARDS FUNDED				
	FY 11	FY 10	FY 09	FY 08	FY 07	FY 11	FY 10	FY 09	FY 08	FY 07
COLLEGE OF ARTS & LETTERS										
Art	\$ 376,393	\$ 26,008	\$ 13,901	\$ 384,595	\$ 25,223	\$ -	\$ 4,000	\$ -	\$ -	\$ -
Communication & Theatre Arts	790,497	1,227,082	5,000	21,195	13,750	28,000	7,000	4,000	-	-
English	289,016	-	-	10,000	12,227	-	-	6,000	6,000	5,000
Foreign Languages & Literatures	124,216	426,164	-	473,452	21,000	67,279	114,518	-	-	21,000
History	70,364	37,123	-	-	58,853	62,863	-	-	-	-
Interdisciplinary Studies	-	-	-	-	-	-	-	-	-	-
International Studies	-	-	-	2,150	10,000	-	-	2,150	2,500	-
Music	-	41,730	39,000	-	-	-	-	-	-	-
Philosophy & Religious Studies	124,445	564,980	650,609	826,484	1,517,096	137,795	61,104	-	5,100	117,357
Political Science & Geography	1,547,378	4,325,693	516,250	627,185	259,123	199,063	154,510	246,000	313,939	97,258
Social Science Research Center	2,798,191	4,453,347	7,379,578	215,353	870,106	294,530	101,771	718,834	227,007	258,608
Sociology & Criminal Justice	-	211,557	335,000	42,916	-	34,728	24,678	-	-	-
Dean's Office	-	-	-	-	-	-	-	-	-	-
College Total	\$ 6,122,500	\$ 11,313,684	\$ 8,939,338	\$ 2,603,330	\$ 2,787,378	\$ 824,258	\$ 467,581	\$ 376,984	\$ 554,546	\$ 499,223
% Change from prior year	-45.88%	26.56%	243.38%	-6.60%	54.30%	76.28%	-52.14%	76.18%	11.08%	-22.56%
Average yearly increase (decrease)	47.78%					5.57%				
COLLEGE OF BUSINESS AND PUBLIC ADMINISTRATION										
Business Administration	\$ 316,190	\$ 25,969	\$ 233,304	\$ -	\$ -	\$ 20,414	\$ 20,400	\$ -	\$ -	\$ -
Economics	62,863	318,498	103,765	112,499	118,039	178,686	110,743	-	140,069	10,500
Information Systems/Decision Science	2,235,288	2,413,349	714,100	870,757	452,459	122,860	39,775	16,000	437,156	-
Urban Studies/Public Administration	25,000	-	-	49,700	-	-	-	-	-	-
College Total	\$ 2,639,341	\$ 2,757,816	\$ 1,051,169	\$ 1,032,956	\$ 570,497	\$ 321,960	\$ 170,918	\$ 16,000	\$ 577,227	\$ 10,500
% Change from prior year	-4.30%	162.36%	1.76%	81.06%	2.57%	88.37%	968.24%	-97.23%	5397.55%	-95.18%
Average yearly increase (decrease)	74.90%					9.57%				

SCHEDULE 6
OLD DOMINION UNIVERSITY RESEARCH FOUNDATION
SUMMARY OF PROPOSAL AND AWARD ACTIVITY
FISCAL YEAR 2011 THROUGH FISCAL YEAR 2007

	FY 11	FY 10	FY 09	FY 08	FY 07	FY 11	FY 10	FY 09	FY 08	FY 07
	PROPOSALS SUBMITTED					AWARDS FUNDED				
COLLEGE OF EDUCATION										
Communication Disorders and Special Education	\$ 6,171,344	\$ 5,041,168	\$ 7,322,228	\$ 5,629,083	\$ 5,291,682	\$ 3,187,588	\$ 3,346,819	\$ 3,316,359	\$ 3,658,385	\$ 3,554,945
Counseling and Human Services	848,506	1,782,072	-	-	-	159,390	122,296	-	-	-
Educational Foundations and Leadership	2,664,722	5,332,188	2,284,565	1,652,349	232,857	875,387	421,403	517,248	209,908	166,562
Foundations and Special Programs	-	-	-	163,992	-	115,530	-	75,718	-	-
Human Movement Sciences	374,613	2,593,799	1,588,913	1,693,147	1,302,942	168,569	243,455	320,100	229,341	228,938
STEM Education and Professional Studies	8,508,920	3,335,275	626,608	104,027	140,273	480,077	547,131	141,368	104,027	176,532
Teaching and Learning	2,325,956	3,850,149	8,026,316	1,852,227	2,426,269	287,389	1,335,197	497,911	791,347	1,442,651
Dean's Office	2,334,004	23,576,157	424,152	666,121	1,121,899	608,516	437,563	416,616	317,171	430,445
College Total	\$ 23,228,065	\$ 45,210,808	\$ 20,272,782	\$ 11,760,946	\$ 10,515,923	\$ 5,882,446	\$ 6,453,864	\$ 5,285,320	\$ 5,310,179	\$ 6,000,073
% Change from prior year	-48.62%	123.01%	72.37%	11.84%	-15.93%	-8.85%	22.11%	-0.47%	-11.50%	3.61%
Average yearly increase (decrease)	17.14%					0.32%				
COLLEGE OF ENGINEERING & TECHNOLOGY										
Applied Research Center - ARC	\$ -	\$ 429,017	\$ 2,695,646	\$ 1,036,041	\$ 2,594,740	\$ -	\$ 340,132	\$ 673,994	\$ 445,034	\$ 501,532
Center for Advanced Engineering Environments	-	1,560,082	259,997	-	3,645,983	-	-	-	43,460	74,999
Civil & Environmental Engineering	4,260,964	1,453,608	3,489,863	4,748,502	1,837,844	299,694	445,086	508,882	628,270	371,188
Electrical & Computer Engineering	12,973,247	13,920,878	11,856,729	6,764,560	5,532,044	2,639,491	1,049,854	1,493,337	1,720,067	2,782,449
Engineering Management	1,958,801	4,476,188	10,390,149	44,253,445	2,658,420	2,101,582	1,723,657	2,600,585	1,072,833	431,893
Engineering Technology	4,518,166	5,325,096	4,529,801	5,056,058	2,926,082	823,206	361,963	1,254,052	637,941	483,941
Mechanical & Aerospace Engineering	9,940,935	13,059,685	14,686,416	7,295,898	6,356,692	1,368,758	1,996,318	1,953,965	1,828,799	1,722,915
Mid-Atlantic Institute for Space & Technology	406,226	149,400	465,805	199,671	201,984	429,426	9,829	725,500	338,476	153,925
Modeling, Simulation & Visualization Engineering	5,264,256	-	-	-	-	27,400	-	-	-	-
National Centers Systems of Systems Engineering	16,546,781	8,534,858	26,397,118	1,257,966	132,802	347,325	39,352,079	1,401,457	1,311,997	1,981,779
VA Commercial Space Flight Authority	1,379,000	2,659,664	659,304	2,679,494	1,228,716	32,849,923	389,571	164,888	359,930	159,360
Dean's Office	155,987	-	-	-	-	274,805	-	-	-	-
College Total	\$ 57,404,363	\$ 51,568,475	\$ 75,430,828	\$ 73,291,635	\$ 27,117,307	\$ 41,162,610	\$ 45,670,489	\$ 10,776,670	\$ 8,386,807	\$ 8,663,979
% Change from prior year	11.32%	-31.63%	2.92%	170.28%	10.42%	-9.87%	323.79%	28.50%	-3.20%	-11.28%
Average yearly increase (decrease)	26.75%					64.30%				

SCHEDULE 6
OLD DOMINION UNIVERSITY RESEARCH FOUNDATION
SUMMARY OF PROPOSAL AND AWARD ACTIVITY
FISCAL YEAR 2011 THROUGH FISCAL YEAR 2007

	FY 11	FY 10	FY 09	FY 08	FY 07	FY 11	FY 10	FY 09	FY 08	FY 07
	PROPOSALS SUBMITTED					AWARDS FUNDED				
COLLEGE OF HEALTH SCIENCES										
Community & Environmental Health	\$ 1,325,485	\$ 2,574,781	\$ 4,544,682	\$ 1,779,490	\$ 787,975	\$ 613,682	\$ 489,447	\$ 157,749	\$ 323,744	\$ 55,296
Dental Hygiene	64,285	478,516	587,817	363,574	154,190	109,226	201,436	55,480	94,817	16,341
Medical Laboratory & Radiation Sciences	7,855,557	3,711,986	9,328,479	3,458,489	4,035,676	344,701	1,788,579	1,393,490	90,823	128,663
Nursing	650,432	824,843	1,896,576	765,886	1,330,283	729,305	576,450	388,774	740,014	547,727
Physical Therapy	1,227,535	3,529,373	2,148,358	512,022	2,015,630	124,814	57,300	51,999	120,887	32,097
Dean's Office	61,665	6,918	225,000	-	567,579	-	-	-	112,675	100,000
College Total	\$ 11,184,959	\$ 11,126,417	\$ 18,700,912	\$ 6,879,271	\$ 8,891,333	\$ 1,921,728	\$ 3,093,212	\$ 2,047,492	\$ 1,482,960	\$ 880,123
% Change from prior year	0.53%	-40.50%	171.84%	-22.63%	80.08%	-37.87%	51.07%	38.07%	68.49%	48.25%
Average yearly increase (decrease)	25.31%					44.74%				
COLLEGE OF SCIENCES										
Biological Sciences	\$ 8,619,724	\$ 5,198,087	\$ 7,644,920	\$ 9,435,061	\$ 9,089,838	\$ 3,675,113	\$ 2,420,560	\$ 1,894,772	\$ 2,666,605	\$ 2,615,865
Center for Coastal Physical Oceanography	2,675,835	3,970,227	3,364,980	6,458,457	5,451,273	1,565,393	2,027,931	995,137	581,552	850,604
Center for Coastal Physical Oceanography - SSRF	-	187,158	201,789	483,721	-	-	100,540	49,712	59,928	-
Center for Computational Sciences	219,468	39,479	32,500	-	990,496	7,500	-	-	-	7,500
Chemistry and Biochemistry	19,006,149	15,638,301	22,363,771	12,919,970	7,525,073	1,437,438	4,332,500	2,249,275	2,101,433	746,630
Chemistry and Biochemistry - SSRP	364,188	1,669,908	-	-	-	-	215,151	-	-	-
Computer Science	12,897,276	7,878,715	3,758,987	3,107,175	3,952,706	2,582,535	1,023,263	962,002	1,853,831	1,125,053
Mathematics and Statistics	2,540,800	5,344,584	4,423,786	3,313,008	1,628,833	440,108	733,943	1,103,165	324,941	884,060
Mathematics and Statistics - SSRP	-	-	-	-	-	-	-	-	-	-
Ocean, Earth & Atmospheric Sciences	14,572,249	8,862,682	10,975,538	5,855,885	15,946,286	2,220,720	4,087,125	2,767,949	2,902,774	3,044,300
Ocean, Earth & Atmospheric Sciences - SSRP	1,343,302	821,359	1,587,398	1,157,717	-	1,114,439	120,566	317,144	95,460	-
Physics	22,685,461	10,183,886	10,591,531	5,106,029	5,249,916	3,690,486	4,283,847	2,101,647	1,896,811	1,552,900
Psychology	9,644,329	7,843,658	5,642,140	2,551,847	986,360	1,636,293	1,211,482	1,131,846	298,428	709,423
Dean's Office	121,173	1,535,218	415,539	102,902	-	15,472	4,964	12,598	-	-
College Total	\$ 94,689,954	\$ 69,193,242	\$ 71,002,879	\$ 50,491,772	\$ 50,820,781	\$ 18,385,507	\$ 20,561,872	\$ 13,585,247	\$ 12,781,763	\$ 11,536,334
% Change from prior year	36.65%	-2.55%	40.62%	-0.65%	0.62%	-10.58%	51.35%	6.29%	10.80%	9.86%
Average yearly increase (decrease)	17.49%					15.02%				

SCHEDULE 6
OLD DOMINION UNIVERSITY RESEARCH FOUNDATION
SUMMARY OF PROPOSAL AND AWARD ACTIVITY
FISCAL YEAR 2011 THROUGH FISCAL YEAR 2007

	PROPOSALS SUBMITTED					AWARDS FUNDED				
	FY 11	FY 10	FY 09	FY 08	FY 07	FY 11	FY 10	FY 09	FY 08	FY 07
OFFICE OF RESEARCH AND OTHER UNITS										
Office of Research	\$ -	\$ -	\$ 880,224	\$ 284,540	\$ -	\$ -	\$ -	\$ 33,000	\$ 36,100	\$ -
VMASC: Virginia Modeling, Analysis & Simulation Center	16,198,850	13,101,894	70,759,038	34,376,898	17,995,897	8,176,644	8,129,936	8,428,550	7,775,939	10,332,540
Frank Reidy Research Center for Bioelectronics	6,965,367	6,948,774	24,044,692	4,796,639	4,203,696	1,616,322	760,527	1,694,885	1,165,828	728,800
ODU Business Gateway	1,459,544	420,647	345,169	502,165	370,262	339,718	300,000	249,130	534,534	362,162
Office of Distance Learning	-	-	1,942,490	2,250,183	-	100,000	45,000	-	1,256,391	-
VA Tidewater Consortium for Higher Education	1,419,745	1,223,007	-	8,640,220	4,086,202	1,090,774	599,170	480,170	480,170	486,184
VA Space Grant Consortium	5,172,691	6,004,974	16,093,936	26,923,701	6,078,790	3,009,878	4,746,090	5,457,810	2,701,695	3,059,058
Miscellaneous Units	79,300	347,865	988,799	469,000	1,625,626	684,599	353,077	993,631	-	577,691
Total Non-University Activity	\$ 31,295,497	\$ 28,047,161	\$ 115,054,348	\$ 78,243,346	\$ 34,360,473	\$ 14,997,935	\$ 14,935,800	\$ 17,347,176	\$ 13,950,457	\$ 15,526,435
% Change from prior year	11.58%	-75.62%	47.05%	127.71%	38.49%	0.42%	-13.90%	24.35%	-10.15%	34.37%
Average yearly increase (decrease)	5.23%					5.96%				
GRAND TOTAL	\$ 226,564,679	\$ 219,217,603	\$ 310,452,256	\$ 224,303,256	\$ 135,063,692	\$ 83,496,444	\$ 91,353,736	\$ 50,034,889	\$ 43,043,939	\$ 43,116,667
% CHANGE FROM PRIOR YEAR	3.35%	-29.39%	38.41%	66.07%	12.85%	-8.60%	82.58%	16.24%	-0.17%	10.36%
Average yearly increase (decrease)	17.86%					22.74%				

SCHEDULE 1

SCHEDULE 2

SCHEDULE 3

SCHEDULE 4

SCHEDULE 5

SCHEDULE 6