




Old Dominion University Research Foundation

To: Distribution

From: Julian F. Facenda
Director of Finance 

Date: January 19, 2010

Subject: Annual Report of Sponsored Program Activity - June 30, 2009

Attached please find the Annual Report of Sponsored Program Activity for the fiscal year ended June 30, 2009. This report measures sponsored program activity administered through Old Dominion University Research Foundation by the amount of expenditures (direct costs and indirect cost recoveries) incurred during the fiscal year. This report includes sponsored program activity administered by the Research Foundation for Old Dominion University and for certain independent entities affiliated with the University. The report also includes, as other research related activity, revenues and expenditures of the Langley Full Scale Tunnel.

Included in the report is a schedule of proposals submitted and awards funded for the fiscal year ended June 30, 2009 and the four previous fiscal years. Proposal activity is based upon the total dollar amount requested from sponsoring agencies exclusive of institutional or third party cost share amounts. Award activity reflects the dollar amount of actual funding committed during the reporting period.

Some key points to note are as follows:

- Sponsored program activity increased by 12.25% to a level of \$48.3 million
- The average yearly increase for the past five fiscal periods is 5.95%
- The top five funding sources for the fiscal year were:

U.S. Department of the Navy	\$6.0 million
Virginia General Assembly	\$5.7 million
National Science Foundation	\$5.3 million
National Space and Aeronautics Administration	\$3.8 million
Virginia Department of Education	\$3.6 million

These five agencies represent 50.6% of total sponsored research activity

- Activity of individual faculty conducting research through University-wide enterprise centers is reflected under the faculty member's home department. The research activity of core staff assigned to an enterprise center is reflected in the center's activity. The Virginia Modeling, Analysis and Simulation Center (VMASC) and Frank Reidy Research Center for Bioelectrics core staff activities are reported under the Office of Research and Other Units.
- University departments (including SSRP's and center activity) and affiliated activity exceeding \$1 million for the fiscal year were:

Virginia Commercial Space Flight Authority	\$6.8 million
Virginia Modeling, Analysis and Simulation Center - core	\$6.3 million
Early Childhood, Speech Language Pathology and Special Education	\$3.1 million
Virginia Space Grant Consortium	\$3.0 million
Ocean, Earth and Atmospheric Sciences	\$2.9 million
Chemistry & Biochemistry	\$2.8 million
Engineering Management	\$2.6 million
Electrical & Computer Engineering	\$2.3 million
Biological Sciences	\$2.1 million
Physics	\$1.9 million
Frank Reidy Research Center for Bioelectrics - core	\$1.3 million
Computer Science	\$1.1 million

- Proposal submissions during fiscal year 2009 increased 38.41% over fiscal year 2008 to \$310.5 million dollars. Awards funded during fiscal year 2009 increased 16.24% from fiscal year 2008 levels. Awards funded have experienced an average yearly increase of 4.22% for the five year period since fiscal year 2004.

The following charts graphically depict current fiscal year research expenditures and the trend in research activity over the past six years:

Chart A – Research Expenditures for University and Non-University Units

This chart indicates percentage of total research expenditures for fiscal year 2009 for each college and reporting unit.

Chart B – Research Expenditures by Funding Source

This chart indicates the growth in sponsored research from \$37.3 million for fiscal year 2004 to \$42.4 million dollars for fiscal year 2009. This information represents expenditures incurred by funding source (Federal, State & Local, and Private Sponsors).

Should you have any questions concerning the enclosed report please do not hesitate to contact me at 683-4293 ext. 602.

* * *

Old Dominion University
Sponsored Research Administered Through
Old Dominion University Research Foundation

FY 09 Expenditures

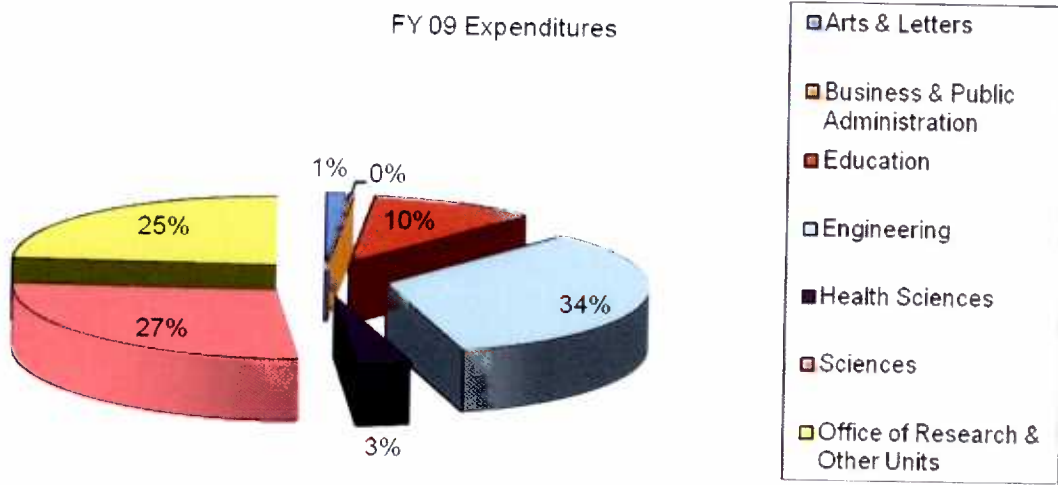


Chart A – Research Expenditures for University and Non-University Units

Old Dominion University
Sponsored Research Administered Through
Old Dominion University Research Foundation Research

Growth Measured by Expenditures Incurred

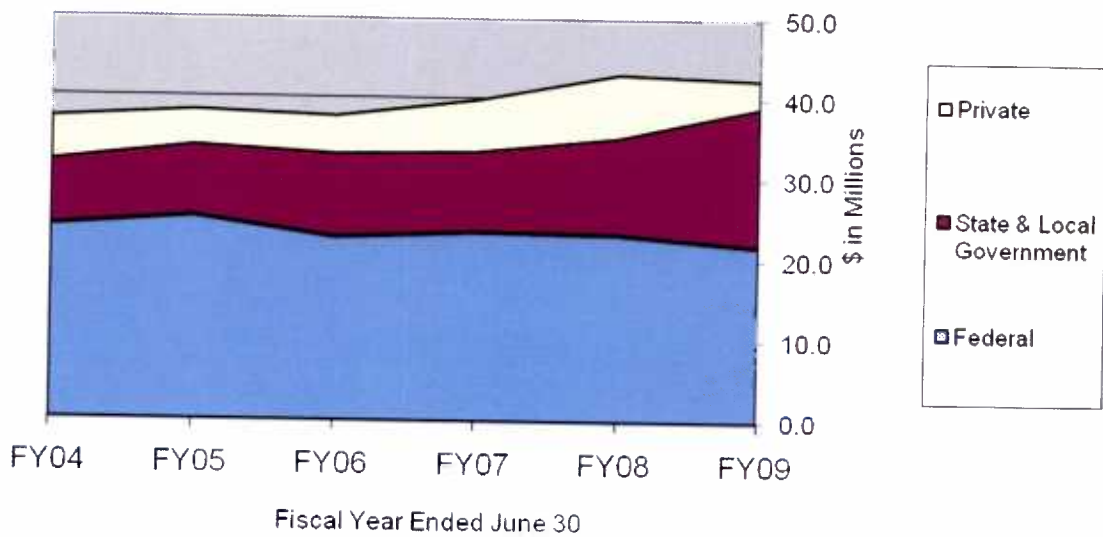



Chart B – Expenditures by Funding Source

DISTRIBUTION

Board of Trustees – ODURF
Dr. Philip J. Langlais
Ms. Marty Sharpe
Ms. Deb Swiecinski
Ms. Ruth B. Smith
Academic Department Chairs
Center Directors
Affiliated Unit Directors
College Deans (2 copies)
University Vice Presidents



**OLD DOMINION UNIVERSITY RESEARCH FOUNDATION
ANNUAL REPORT OF SPONSORED PROGRAM ACTIVITY**

FISCAL YEAR ENDED JUNE 30, 2009

CONTENTS

- Schedule 1** - Summary of Sponsored Program Activity
Fiscal Year 2009 through Fiscal Year 2005
- Schedule 2** - Summary of Sponsored Program Activity by Major Funding
Source – Fiscal Year 2009 through Fiscal Year 2005
- Schedule 3** - Comparison of Direct Cost, Indirect Cost and Effective Indirect
Cost Rates – University Units – Fiscal Year 2009 through
Fiscal Year 2007
- Schedule 4** - Sponsored Program Activity Individual Project Listing
Fiscal Year 2009
- Schedule 5** - Center Generated Activity Reported as Activity of an
Academic Department – Fiscal Year 2009
- Schedule 6** - Selected Center Activity - Langley Full Scale Tunnel –
Fiscal Year 2009 through Fiscal Year 2004
- Schedule 7** - Sponsored Program Activity – Proposals Submitted and
Awards Funded – Fiscal Year 2009 through Fiscal Year 2005

SCHEDULE 1

**Summary of Sponsored Program Activity
Fiscal Year 2009 through Fiscal Year 2004**

SCHEDULE 1

OLD DOMINION UNIVERSITY RESEARCH FOUNDATION
SUMMARY OF SPONSORED PROGRAM ACTIVITY

(MEASURED BY EXPENDITURES INCURRED)

FISCAL YEAR 2009 THROUGH FISCAL YEAR 2004

	FY 09	FY 08	FY 07	FY 05	FY 05	FY 04
--	-------	-------	-------	-------	-------	-------

COLLEGE OF ARTS & LETTERS

Communication & Theatre Arts	\$ 4,000	\$ -	\$ -	\$ 2,000	\$ 2,000	\$ 2,800
English	5,774	6,000	5,000	7,200	8,525	3,526
Foreign Languages/Literatures	2,775	16,685	1,517	-	-	-
History	15,177	18,158	17,449	204	-	-
Interdisciplinary Studies	-	-	177	6,463	5,377	-
International Studies	-	-	-	-	41,907	-
Music	2,150	2,500	-	1,000	2,000	-
Political Science & Geography	21,464	138,862	62,380	126,763	77,628	74,398
Political Science & Geography - VMASC	-	-	199,280	12,645	-	-
Social Science Research Center	225,158	200,344	205,211	260,394	330,886	342,962
Sociology & Criminal Justice	313,245	279,840	192,443	270,497	358,551	269,502
Sociology & Criminal Justice - SSRC	-	-	3,161	15,927	-	-
Women's Studies	-	-	-	-	1,904	-
Dean's Office	-	-	-	3,000	-	-
College Total	\$ 589,743	\$ 662,389	\$ 686,618	\$ 706,093	\$ 828,778	\$ 693,188
% Change from prior year	-10.97%	-3.53%	-2.76%	-14.80%	19.56%	-2.10%
Average yearly increase (decrease)	-2.98%					

COLLEGE OF BUSINESS AND PUBLIC ADMINISTRATION

Bank of America Entrepreneurial Center	\$ -	\$ -	\$ -	\$ -	\$ 97,133	\$ 193,910
Business Administration	4,878	370	-	-	1,041	1,359
Economics	59,013	87,268	40,542	41,370	82,792	40,930
Information Systems & Decision Sciences	73,872	62,028	1,670	7,543	15,214	17,251
Urban Studies/Public Administration	-	-	-	18,668	19,509	80,610
College Total	\$ 137,763	\$ 149,666	\$ 42,212	\$ 67,581	\$ 215,689	\$ 334,060
% Change from prior year	-7.95%	254.56%	-37.54%	-68.67%	-35.43%	-49.42%
Average yearly increase (decrease)	-11.75%					

SCHEDULE 1
OLD DOMINION UNIVERSITY RESEARCH FOUNDATION
SUMMARY OF SPONSORED PROGRAM ACTIVITY
(MEASURED BY EXPENDITURES INCURRED)
FISCAL YEAR 2009 THROUGH FISCAL YEAR 2004

	FY 09	FY 08	FY 07	FY 06	FY 05	FY 04
COLLEGE OF EDUCATION						
Early Childhood, Speech Lang. Path. & Spec. Ed.	\$ 3,073,083	\$ 3,574,986	\$ 3,167,043	\$ 3,034,565	\$ 2,369,783	\$ 2,101,127
Educational Curriculum & Instruction	655,457	581,855	689,783	417,960	137,529	181,483
Educational Curriculum & Instruction - VMASC	5,250	-	-	-	-	-
Educational Leadership & Counseling	216,866	218,869	303,896	260,315	147,540	3,229
Exercise Science, Phys. Ed. & Recreation	317,386	225,484	121,528	220,066	158,605	174,842
Occupational & Technical Studies	128,662	93,280	312,571	371,276	179,055	139,291
Dean's Office	531,947	550,173	638,222	445,704	408,623	369,771
College Total	\$ 4,928,651	\$ 5,244,447	\$ 5,233,043	\$ 4,749,886	\$ 3,401,135	\$ 2,969,743
% Change from prior year	-8.02%	0.22%	10.17%	39.66%	14.53%	16.67%
Average yearly increase (decrease)	13.19%					
COLLEGE OF ENGINEERING & TECHNOLOGY						
Aerospace Engineering	\$ 1,156,185	\$ 883,752	\$ 524,544	\$ 740,888	\$ 521,661	\$ 334,695
Aerospace Engineering - SSRP	-	-	-	14,980	56,433	221,437
Center for Advanced Engineering Environments	224	94,764	317,081	889,931	927,587	1,627,211
Civil & Environmental Engineering	412,546	389,098	447,761	358,144	182,373	626,272
Electrical & Computer Engineering	1,317,005	1,610,851	1,174,396	807,834	1,289,644	1,612,313
Electrical & Computer Engineering - VMASC	100,976	252,106	500,252	3,777,390	1,828,217	279,113
Electrical & Computer Engineering - Bioelectronics	283,461	917,867	1,027,431	1,951,642	1,959,894	1,731,929
Electrical & Computer Engineering - ARC	595,540	495,046	470,450	693,536	647,764	763,703
Engineering Management	1,218,850	761,417	67,469	359,395	589,313	508,009
Engineering Management - VMASC	1,384,087	2,828,411	522,799	-	-	-
Engineering Technology	389,161	395,462	147,370	138,105	166,966	289,129
Engineering Technology - ARC	86,248	88,782	-	-	-	-
Mechanical Engineering	602,723	545,141	542,864	719,722	935,757	1,178,826
Mechanical Engineering - VMASC	176,139	-	-	-	-	-
Mechanical Engineering - ARC	168,863	167,260	-	-	-	-
Virginia Applied Technology & Professional Development Center	412,080	403,912	321,299	71,265	143,548	349,448
Virginia Commercial Space Flight Authority	6,762,552	1,109,704	1,753,662	1,258,361	1,034,526	1,969,143
Virginia Space Flight Academy	121,471	110,356	108,571	69,865	61,797	89,866
Mid-Atlantic Institute for Space & Technology	797,849	1,354,151	2,192,574	747,745	20,231	-
Dean's Office	207,210	270,261	442,766	134,277	152,480	13,299
Dean's Office - ARC	39,608	38,347	-	-	-	-
College Total	\$ 16,212,778	\$ 12,716,688	\$ 10,559,289	\$ 12,733,180	\$ 10,518,191	\$ 11,594,393
% Change from prior year	27.49%	20.43%	-17.07%	21.06%	-9.28%	23.62%
Average yearly increase (decrease)	7.97%					

**SCHEDULE 1
 OLD DOMINION UNIVERSITY RESEARCH FOUNDATION
 SUMMARY OF SPONSORED PROGRAM ACTIVITY**

(MEASURED BY EXPENDITURES INCURRED)

FISCAL YEAR 2009 THROUGH FISCAL YEAR 2004

	FY 09	FY 08	FY 07	FY 06	FY 05	FY 04
COLLEGE OF HEALTH SCIENCES						
Community & Environmental Health	\$ 220,894	\$ 96,314	\$ 49,664	\$ 101,652	\$ 43,000	\$ -
Community & Environmental Health - SSRC	-	-	1,557	7,844	-	-
Community & Environmental Health - VMASC	63,266	41,575	-	-	-	-
Dental Hygiene	91,004	51,665	18,733	14,986	19,778	29,971
Med Lab Radiation SCI	19,468	70,376	37,616	-	-	-
Med Lab Radiation SCI - VMASC	40,325	8,003	24,910	-	-	-
Med Lab Radiation SCI - Bioelectrics	472,285	-	958	-	-	-
Nursing	539,373	362,137	468,643	406,811	422,648	268,250
Physical Therapy	103,022	60,825	54,138	-	-	-
Dean's Office	60,138	121,411	95,269	138,608	94,261	31,713
College Total	\$ 1,609,775	\$ 812,306	\$ 751,488	\$ 669,901	\$ 579,687	\$ 329,934
% Change from prior year	98.17%	8.09%	12.18%	15.56%	75.70%	576.12%
Average yearly increase (decrease)	77.58%					
COLLEGE OF SCIENCES						
Biological Sciences	\$ 2,083,372	\$ 2,193,431	\$ 2,267,911	\$ 1,930,527	\$ 1,619,904	\$ 1,769,369
Biological Sciences - Bioelectrics	4,748	-	-	-	-	-
Center for Biotechnology	-	-	-	-	-	12,003
Center for Coastal Physical Oceanography	868,182	922,097	1,094,736	1,147,248	1,225,906	1,088,294
Center for Coastal Physical Oceanography - SSRP	45,794	112,941	73,265	134,807	170,742	383,753
Center for Computational Science	108,684	222,807	246,327	53,658	40,500	95,512
Chemistry and Biochemistry	1,499,396	1,742,679	1,734,386	1,368,016	1,104,180	1,262,936
Chemistry and Biochemistry - VCERC	1,259,570	855,308	-	-	-	-
Computer Science	1,063,960	1,205,207	1,005,430	1,194,615	1,249,471	1,218,125
Mathematics and Statistics	632,000	551,191	485,554	364,404	378,696	269,896
Mathematics and Statistics - SSRP	-	-	21,336	143,403	180,357	315,425
Ocean, Earth & Atmospheric Sciences	2,702,660	2,804,667	1,961,042	1,701,548	1,619,221	1,466,929
Ocean, Earth & Atmospheric Sciences - SSRP	162,633	158,457	103,037	310,142	233,139	216,500
Ocean, Earth & Atmospheric Sciences - Bioelectrics	14,067	6,539	-	-	-	-
Physics	1,919,102	1,727,286	1,368,251	1,575,621	1,124,386	810,355
Physics - ARC	19,240	-	-	-	-	-
Psychology	622,539	685,130	697,430	766,281	812,167	881,089
Psychology - VMASC	9,074	15,176	36,003	289,878	-	-
Dean's Office	14,609	-	181	6,659	148,229	-
College Total	\$ 13,029,620	\$ 13,202,916	\$ 11,094,889	\$ 10,986,807	\$ 9,906,898	\$ 9,790,186
% Change from prior year	-1.31%	19.00%	0.98%	10.90%	1.19%	-3.89%
Average yearly increase (decrease)	6.62%					

SCHEDULE 1
OLD DOMINION UNIVERSITY RESEARCH FOUNDATION
SUMMARY OF SPONSORED PROGRAM ACTIVITY
(MEASURED BY EXPENDITURES INCURRED)
FISCAL YEAR 2009 THROUGH FISCAL YEAR 2004

	FY 09	FY 08	FY 07	FY 06	FY 05	FY 04
OFFICE OF RESEARCH AND OTHER UNITS						
Office of Research	\$ -	\$ 15,332	\$ 111,650	\$ 199,568	\$ 1,922,355	\$ 1,361,746
VMASC: Virginia Modeling, Analysis & Simulation Center	6,273,554	5,597,514	7,034,562	4,683,165	8,163,713	6,532,629
Frank Reidy Research Center for Bioelectronics	1,316,054	311,949	59,490	-	-	-
Office of Distance Learning	229,333	752,312	141,183	-	-	-
Association for Consortium Leadership	42,982	45,600	48,696	41,187	28,176	39,682
National University Teleconference Network	39	11,113	85,043	118,252	101,876	86,795
Virginia Tidewater Consortium for Higher Education	497,102	478,798	452,144	481,811	446,243	491,212
Virginia Space Grant Consortium	3,014,328	3,061,674	3,464,182	2,209,435	2,137,222	2,308,124
Miscellaneous ODU Units	452,825	(1,769)	13,857	15,640	33,089	722,545
Total Other Units	\$ 11,826,217	\$ 10,272,523	\$ 11,410,807	\$ 7,749,058	\$ 12,832,674	\$ 11,542,733
% Change from prior year	15.12%	-9.98%	47.25%	-39.61%	11.18%	16.03%
Average yearly increase (decrease)	0.49%					
GRAND TOTAL	\$ 48,334,547	\$ 43,060,935	\$ 39,778,346	\$ 37,662,506	\$ 38,283,052	\$ 37,254,237
% CHANGE FROM PRIOR YEAR	12.25%	8.25%	5.62%	-1.62%	2.76%	11.25%
Average yearly increase (decrease)	5.95%					

SCHEDULE 2

Summary of Sponsored Program Activity

Major Funding Source

Fiscal Year 2009 through Fiscal Year 2005

SCHEDULE 2
OLD DOMINION UNIVERSITY RESEARCH FOUNDATION
SUMMARY OF SPONSORED PROGRAM ACTIVITY BY MAJOR FUNDING SOURCE
(MEASURED BY EXPENDITURES INCURRED)
FISCAL YEAR 2009 THROUGH FISCAL YEAR 2005

FUNDING SOURCE / AGENCY	FY09		FY08		FY07		FY06		FY05	
	Amount	Percent of Total	Amount	Percent of Total	Amount	Percent of Total	Amount	Percent of Total	Amount	Percent of Total
FEDERAL										
U.S. Department of The Navy	\$ 5,974,913	12.4%	7,232,693	16.8%	\$ 6,743,255	17.0%	\$ 6,942,799	18.4%	\$ 8,289,626	21.7%
National Science Foundation	5,270,765	10.9%	4,961,984	11.5%	4,001,034	10.1%	4,466,213	11.9%	4,278,124	11.2%
National Aeronautics & Space Administration	3,828,848	7.9%	4,895,965	11.4%	7,215,504	18.1%	5,772,711	15.3%	5,545,103	14.5%
U.S. Department of Health & Human Services	1,620,916	3.4%	1,139,632	2.6%	956,109	2.4%	825,895	2.2%	944,904	2.5%
U.S. Department of Energy	916,187	1.9%	1,052,335	2.4%	1,022,151	2.6%	1,045,593	2.8%	878,022	2.3%
U.S. Department of Defense - Other	828,016	1.7%	559,157	1.3%	407,372	1.0%	173,105	0.5%	96,108	0.3%
U.S. Marine Corp	759,002	1.6%	1,159,816	2.7%	270,180	0.7%	278,985	0.7%	-	0.0%
U.S. Department of Homeland Security	674,691	1.4%	-	0.0%	-	0.0%	-	0.0%	-	0.0%
U.S. Department of Education	637,619	1.3%	622,999	1.4%	572,946	1.4%	480,357	1.3%	491,673	1.3%
U.S. Department of The Army	257,768	0.5%	236,411	0.5%	161,910	0.4%	52,169	0.1%	277,888	0.7%
U.S. Department of The Air Force	238,778	0.5%	673,681	1.6%	1,123,328	2.8%	1,566,975	4.2%	1,973,877	5.2%
Institut of Museum and Library SVC	220,298	0.5%	268,082	0.6%	259,955	0.7%	-	0.0%	-	0.0%
U.S. Department of Commerce	196,785	0.4%	-	0.0%	-	0.0%	-	0.0%	-	0.0%
Federal Aviation Administration	146,151	0.3%	178,757	0.4%	96,204	0.2%	-	0.0%	-	0.0%
National Oceanic & Atmospheric Administration	83,519	0.2%	65,328	0.2%	173,449	0.4%	251,915	0.7%	299,869	0.8%
Other Federal	54,116	0.1%	67,938	0.2%	316,692	0.8%	749,070	2.0%	2,010,893	5.3%
SUBTOTAL FEDERAL	\$ 21,708,372	44.9%	\$ 23,115,778	53.7%	\$ 23,320,069	58.8%	\$ 22,505,787	60.0%	\$ 25,086,087	65.5%
STATE & LOCAL GOVERNMENT AND AGREEMENTS WITH OTHER UNIVERSITIES										
Old Dominion University - See Note	\$ 6,216,801	12.9%	5,630,624	13.1%	\$ 4,246,733	10.7%	\$ 4,205,916	11.2%	\$ 2,802,932	7.3%
Virginia General Assembly	5,690,558	11.8%	87,850	0.2%	102,956	0.3%	87,924	0.2%	124,193	0.3%
Virginia Department of Environmental Quality	1,111,449	2.3%	1,053,723	2.4%	1,055,371	2.7%	961,661	2.6%	910,828	2.4%
Eastern Virginia Medical School	394,078	0.8%	716,366	1.7%	488,957	1.2%	332,846	0.9%	654,421	1.7%
Virginia Marine Resources Commission	324,185	0.7%	345,165	0.8%	374,988	0.9%	272,258	0.7%	265,230	0.7%
University of South Florida	257,655	0.5%	2,809	0.0%	-	0.0%	8,799	0.0%	6,201	0.0%
Worcester County	212,835	0.4%	103,919	0.2%	68,827	0.2%	-	0.0%	-	0.0%
Maryland Department of Business & Economic Dev	192,000	0.4%	-	0.0%	13,872	0.0%	201,976	0.5%	157,558	0.4%
State Council of Higher Education for Virginia	174,462	0.4%	194,500	0.5%	144,750	0.4%	190,528	0.5%	170,000	0.4%
State University of New Jersey	156,103	0.3%	-	0.0%	38,444	0.1%	26,158	0.1%	53,709	0.1%
Virginia Institute of Marine Sciences	148,315	0.3%	102,756	0.2%	65,036	0.2%	67,531	0.2%	3,987	0.0%
Virginia Department of Motor Vehicles	144,147	0.3%	108,664	0.3%	65,473	0.2%	6,500	0.0%	59,283	0.2%
City of Norfolk	138,119	0.3%	82,073	0.2%	65,473	0.2%	6,500	0.0%	14,502	0.0%
University of Memphis	123,303	0.3%	105,444	0.2%	132,679	0.3%	108,573	0.3%	111,643	0.3%
Newport News Public Schools	117,015	0.2%	388,796	0.9%	370,470	0.9%	437,313	1.2%	239,437	0.6%
Texas Engineering Experiment Station	110,389	0.2%	86,852	0.2%	60,414	0.2%	52,034	0.2%	54,233	0.1%
University of California	109,823	0.2%	98,144	0.2%	61,867	0.2%	9,730	0.0%	-	0.0%
Virginia Polytechnic Institute & State University	49,222	0.1%	341,855	0.8%	77,645	0.2%	1,752	0.0%	34,040	0.1%
Center Innovative Technology	22,743	0.0%	222,578	0.5%	376,509	0.9%	184,020	0.5%	138,525	0.4%
Virginia Department of Emergency Management	4,955	0.0%	339,187	0.8%	132,281	0.3%	-	0.0%	-	0.0%
Virginia Department of Education	-	0.0%	209,768	0.5%	126,518	0.3%	399,426	1.1%	685,843	1.8%
Other State & Local	1,545,795	3.2%	1,780,744	4.1%	1,992,949	5.0%	2,778,902	7.4%	2,349,724	6.1%
SUBTOTAL STATE & LOCAL	\$ 17,243,952	35.7%	\$ 12,001,617	27.9%	\$ 9,996,739	25.1%	\$ 10,363,847	27.5%	\$ 8,836,289	23.1%

SCHEDULE 2
OLD DOMINION UNIVERSITY RESEARCH FOUNDATION
SUMMARY OF SPONSORED PROGRAM ACTIVITY BY MAJOR FUNDING SOURCE
 (MEASURED BY EXPENDITURES INCURRED)
FISCAL YEAR 2009 THROUGH FISCAL YEAR 2005

FUNDING SOURCE / AGENCY	FY09		FY08		FY07		FY06		FY05	
	Amount	Percent of Total	Amount	Percent of Total	Amount	Percent of Total	Amount	Percent of Total	Amount	Percent of Total
PRIVATE AND OTHER SPONSORS										
National Institute of Aerospace	\$ 1,805,084	3.7%	1,661,402	3.9%	\$ 1,424,934	3.6%	\$ 454,629	1.2%	\$ 138,457	0.4%
Jefferson Science Associates	673,407	1.4%	782,873	1.8%	554,193	1.4%	-	0.0%	-	0.0%
Institute for Advanced Learning and Research	360,428	0.7%	154,417	0.4%	68,767	0.2%	-	0.0%	-	0.0%
General Dynamics	345,089	0.7%	159,581	0.4%	157,357	0.4%	237,293	0.6%	221,376	0.6%
Allion Science and Technology Corporation	246,393	0.5%	23,121	0.1%	-	0.0%	-	0.0%	-	0.0%
Magne Notion, Incorporated	243,847	0.5%	18,578	0.0%	-	0.0%	-	0.0%	-	0.0%
World Conservation Union	231,092	0.5%	254,709	0.6%	160,096	0.4%	-	0.0%	-	0.0%
Orbital Sciences Corporation	180,000	0.4%	1,900	0.0%	-	0.0%	64,823	0.2%	-	0.0%
ITA International, Inc.	178,622	0.4%	843,091	2.0%	142,783	0.4%	-	0.0%	-	0.0%
Children's Hospital of the King's Daughters	170,401	0.4%	-	0.0%	-	0.0%	-	0.0%	-	0.0%
Northeast-Midwest Institute	165,197	0.3%	-	0.0%	-	0.0%	-	0.0%	-	0.0%
American Diabetes Association	154,406	0.3%	58,669	0.1%	78,876	0.2%	-	0.0%	-	0.0%
BOC Limited	147,134	0.3%	15,112	0.0%	-	0.0%	-	0.0%	55,553	0.1%
VMASC Memberships	134,084	0.3%	73,306	0.2%	146,699	0.4%	68,796	0.2%	149,101	0.4%
A.L. Philpott Manufacturing	133,838	0.3%	150,000	0.3%	219,044	0.6%	17,234	0.0%	47,051	0.1%
Computer Science Corp.	121,589	0.3%	215,894	0.5%	232,947	0.6%	270,688	0.7%	57,445	0.2%
Center for Public/Private Partnership	115,797	0.2%	107,907	0.3%	32,778	0.1%	-	0.0%	-	0.0%
National Space Grant Consortium	110,250	0.2%	132,551	0.3%	75,632	0.2%	78,178	0.2%	47,599	0.1%
General Command of Gandarme	109,104	0.2%	118,141	0.3%	90,346	0.2%	123,892	0.3%	13,400	0.0%
Plexus Communications Group	101,597	0.2%	-	0.0%	-	0.0%	-	0.0%	-	0.0%
Hampton University	89,943	0.2%	100,402	0.2%	93,987	0.2%	92,302	0.2%	33,708	0.1%
Bioelectrics, Inc.	73,619	0.2%	32,177	0.1%	122,652	0.3%	123,625	0.3%	-	0.0%
Other Private Sponsors	3,491,302	7.2%	3,039,509	7.1%	2,860,427	7.2%	3,151,412	8.4%	3,593,530	9.4%
SUBTOTAL PRIVATE	\$ 9,382,223	19.4%	\$ 7,943,340	18.4%	\$ 6,461,518	16.2%	\$ 4,692,872	12.5%	\$ 4,360,676	11.4%
TOTAL	\$ 48,334,547	100.0%	\$ 43,060,935	100.0%	\$ 39,778,346	100.0%	\$ 37,662,506	100.0%	\$ 38,283,052	100.0%

Note: Certain agencies require direct award to Old Dominion University. The following represents the expenditures by agency on projects passed through by the University.

Old Dominion University pass through from:										
Virginia Department Of Education	\$ 3,685,220	7.6%	3,441,621	8.0%	\$ 3,331,947	8.4%	\$ 3,067,686	8.1%	\$ 2,026,757	5.3%
Virginia General Assembly	2,261,112	4.7%	1,837,022	4.3%	676,087	1.7%	591,952	1.6%	394,060	1.0%
State Council of Higher Education for Virginia	101,948	0.2%	-	0.0%	-	0.0%	-	0.0%	-	0.0%
Virginia Department Of Mental Health & Retardatio	68,088	0.1%	49,235	0.1%	38,893	0.1%	107,801	0.3%	221,278	0.6%
Virginia Department Of Health	38,709	0.1%	50,773	0.1%	77,977	0.2%	23,771	0.1%	14,441	0.0%
Other ODU	61,724	0.1%	251,773	0.6%	121,829	0.3%	414,706	1.1%	146,396	0.4%
Old Dominion University Total	\$ 6,216,801	12.9%	\$ 5,630,624	13.1%	\$ 4,246,733	10.7%	\$ 4,205,916	11.2%	\$ 2,802,932	7.3%

Note: Certain prior year amounts have been restated to be consistent with current year presentation.

SCHEDULE 3

**Comparison of Direct Cost, Indirect Cost and
Effective Indirect Cost Rates**

Fiscal Year 2009 through Fiscal Year 2007

SCHEDULE 3
OLD DOMINION UNIVERSITY RESEARCH FOUNDATION
REPORT OF SPONSORED PROGRAM ACTIVITY
DIRECT COST, INDIRECT COST AND EFFECTIVE INDIRECT COST RATE
(MEASURED BY EXPENDITURES INCURRED)
FISCAL YEAR 2009 THROUGH FISCAL YEAR 2007

	Fiscal Year 2009			Fiscal Year 2008			Fiscal Year 2007		
	TOTAL DIRECT COSTS	TOTAL INDIRECT COSTS	Effective Indirect Cost Rate	TOTAL DIRECT COSTS	TOTAL INDIRECT COSTS	Effective Indirect Cost Rate	TOTAL DIRECT COSTS	TOTAL INDIRECT COSTS	Effective Indirect Cost Rate
COLLEGE OF ARTS AND LETTERS									
Dean's Office	\$ -	\$ -	0.0%	\$ -	\$ -	0.0%	\$ -	\$ -	0.0%
Department of Communication and Theatre Arts	4,000	-	0.0%	-	-	0.0%	-	-	0.0%
Department of English	5,774	-	0.0%	6,000	-	0.0%	-	-	0.0%
Department of Foreign Languages/Literatures	1,954	821	42.0%	12,204	4,481	36.7%	1,068	449	42.0%
Department of History	12,045	3,132	26.0%	14,411	3,747	26.0%	13,849	3,600	26.0%
Department of Interdisciplinary Studies	-	-	0.0%	-	-	0.0%	177	-	0.0%
Department of Music	2,150	-	0.0%	2,500	-	0.0%	-	-	0.0%
Department of Political Science & Geography	15,656	5,808	37.1%	106,963	31,899	29.8%	47,564	14,816	31.1%
Department of Political Science & Geography - VMASC	-	-	0.0%	-	-	0.0%	-	-	0.0%
Department of Sociology & Criminal Justice	276,095	37,150	13.5%	231,299	48,541	21.0%	140,338	58,942	42.0%
Department of Sociology & Criminal Justice - SSRC	-	-	0.0%	-	-	0.0%	154,689	37,754	24.4%
Social Science Research Center	204,825	20,333	9.9%	164,351	35,993	21.9%	2,874	287	10.1%
COLLEGE OF ARTS & LETTERS	\$ 522,459	\$ 67,244	12.9%	\$ 537,728	\$ 124,661	23.2%	\$ 551,861	\$ 134,757	24.4%
COLLEGE OF BUSINESS AND PUBLIC ADMINISTRATION									
Department of Business Administration	\$ 3,436	\$ 1,442	42.0%	\$ 260	\$ 110	42.3%	\$ -	\$ -	0.0%
Department of Economics	41,559	17,454	42.0%	64,348	22,920	35.6%	31,370	9,172	29.2%
Department of Information Systems / Decision Sciences	52,023	21,849	42.0%	43,662	18,346	42.0%	1,219	451	37.0%
Center for Urban Studies & Public Administration	\$ 97,018	\$ 40,745	42.0%	\$ 108,290	\$ 41,376	38.2%	\$ 32,589	\$ 9,623	29.5%
COLLEGE OF BUSINESS & PUBLIC ADMINISTRATION	\$ 480,422	\$ 51,525	10.7%	\$ 3,394,318	\$ 180,668	5.3%	\$ 3,015,112	\$ 151,931	5.0%
COLLEGE OF EDUCATION									
Dean's Office	2,873,639	199,444	6.9%	511,713	38,460	7.5%	596,914	41,308	6.9%
Department of Early Childhood, Speech Pathology, Special Ed	564,463	90,994	16.1%	506,831	75,024	14.8%	631,979	57,804	9.1%
Department of Educational Curriculum & Instruction	3,500	1,750	50.0%	-	-	0.0%	-	-	0.0%
Department of Educational Curriculum & Instruction - VMASC	196,384	20,482	10.4%	213,198	5,471	2.6%	274,169	29,727	10.8%
Department of Educational Leadership & Counseling	263,754	53,632	20.3%	183,070	42,414	23.2%	114,152	7,376	6.5%
Department of Exercise Science, Physical Education & Recreation	118,145	10,517	8.9%	86,973	6,307	7.3%	254,808	57,763	22.7%
Department of Occupational & Technical Studies	4,500,307	428,344	9.5%	4,896,103	348,344	7.1%	4,887,134	345,909	7.1%
COLLEGE OF EDUCATION	\$ 186,650	\$ 20,360	10.9%	\$ 231,791	\$ 38,470	16.6%	\$ 376,738	\$ 66,028	17.5%
COLLEGE OF ENGINEERING									
Dean's Office	29,104	10,504	36.1%	27,005	11,342	42.0%	36,347	15,931	43.8%
Department of Aerospace Engineering - ARC	981,758	174,427	17.8%	728,107	155,645	21.4%	438,260	86,284	19.7%
Center for Advanced Engineering Environments	158	66	41.8%	70,555	24,209	34.3%	250,435	66,646	26.6%
Department of Civil & Environmental Engineering	334,304	78,242	23.4%	298,873	90,225	30.2%	355,750	92,011	25.9%
Department of Electrical & Computer Engineering	1,023,370	293,635	28.7%	1,292,750	318,101	24.6%	924,926	249,470	27.0%
Department of Electrical & Computer Engineering - VMASC	78,311	22,665	28.9%	177,930	74,176	41.7%	360,621	139,631	38.7%
Department of Electrical & Computer Engineering - Bioelectronics	201,362	62,099	30.8%	717,869	195,998	27.4%	876,571	150,860	17.2%
Department of Electrical & Computer Engineering - ARC	470,324	125,216	26.6%	387,972	107,074	27.6%	377,341	93,109	24.7%
Department of Engineering Management	957,553	261,297	27.3%	602,969	158,448	26.3%	47,185	20,284	43.0%
Department of Engineering Management - VMASC	1,194,637	189,450	15.9%	2,550,318	278,093	10.9%	381,225	141,574	37.1%
Department of Mechanical Engineering	490,346	112,377	22.9%	415,635	129,606	31.2%	402,582	140,282	34.8%
Department of Mechanical Engineering - VMASC	124,444	51,695	41.5%	131,422	35,838	27.3%	-	-	0.0%
Department of Mechanical Engineering - ARC	125,612	43,251	34.4%	331,317	64,145	19.4%	118,739	28,631	24.1%
Department of Engineering Technology	63,810	22,438	35.2%	67,032	21,750	32.4%	-	-	0.0%
Virginia Applied Technology & Professional Development Center	189,841	47,239	24.9%	297,126	106,788	35.9%	258,454	62,845	24.3%
Virginia Commercial Space Flight Authority	6,715,179	447,373	6.7%	1,014,769	94,935	9.4%	1,616,072	137,590	8.5%
Virginia Space Flight Academy	121,471	-	0.0%	110,356	-	0.0%	106,571	-	0.0%
Mid-Atlantic Institute for Space & Technology	792,399	5,450	0.7%	1,068,463	285,688	26.7%	1,690,962	501,612	29.7%
COLLEGE OF ENGINEERING	\$ 14,394,439	\$ 1,818,339	12.6%	\$ 10,522,159	\$ 2,194,529	20.9%	\$ 8,582,432	\$ 1,976,857	23.0%
TOTAL	\$ 14,394,439	\$ 1,818,339	12.6%	\$ 10,522,159	\$ 2,194,529	20.9%	\$ 8,582,432	\$ 1,976,857	23.0%

SCHEDULE 3
OLD DOMINION UNIVERSITY RESEARCH FOUNDATION
REPORT OF SPONSORED PROGRAM ACTIVITY
DIRECT COST, INDIRECT COST AND EFFECTIVE INDIRECT COST RATE
(MEASURED BY EXPENDITURES INCURRED)
FISCAL YEAR 2009 THROUGH FISCAL YEAR 2007

	Fiscal Year 2009			Fiscal Year 2008			Fiscal Year 2007		
	TOTAL DIRECT COSTS	TOTAL INDIRECT COSTS	Effective Indirect Cost Rate	TOTAL DIRECT COSTS	TOTAL INDIRECT COSTS	Effective Indirect Cost Rate	TOTAL DIRECT COSTS	TOTAL INDIRECT COSTS	Effective Indirect Cost Rate
COLLEGE OF HEALTH SCIENCES									
Dean's Office	\$ 44,549	\$ 15,589	35.0%	\$ 87,651	\$ 33,760	38.5%	\$ 71,726	\$ 23,543	32.8%
School of Community & Environmental Health	180,634	40,260	22.3%	82,677	13,637	16.5%	46,562	3,102	6.7%
School of Community & Environmental Health - SSRP			0.0%			0.0%	1,415	142	10.0%
School of Community & Environmental Health - VMASC	55,259	8,007	14.5%	38,495	3,080	8.0%	16,191	2,542	15.7%
School of Dental Hygiene	78,105	12,899	16.5%	47,550	4,115	8.7%	37,025	591	1.6%
Med Lab Radiation SCI	38,925	1,400	3.6%	70,376	27	0.0%	17,542	7,368	42.0%
Med Lab Radiation SCI - Bioelectrics	332,562	138,723	41.4%	7,976		0.0%	958		0.0%
School of Nursing	505,907	33,466	6.6%	344,910	17,227	5.0%	448,440	20,203	4.5%
School of Physical Therapy	100,173	2,849	2.8%	60,825		0.0%	54,138		0.0%
COLLEGE OF HEALTH SCIENCES	\$ 1,355,582	\$ 254,193	18.8%	\$ 740,460	\$ 71,846	9.7%	\$ 693,997	\$ 57,491	8.3%
COLLEGE OF SCIENCES									
Dean's Office	\$ 10,288	\$ 4,321	42.0%	\$ 1,819,832	\$ -	0.0%	\$ 181	\$ -	0.0%
Department of Biological Sciences	1,753,487	329,885	18.8%	2,083,372	373,599	20.5%	1,856,315	409,596	22.0%
Department of Biological Sciences - CBE	3,165	1,583	50.0%			0.0%			0.0%
Center for Computational Science	78,797	29,887	37.9%	159,124	63,683	40.0%	176,338	69,991	39.7%
Center for Coastal Physical Oceanography	652,854	215,328	33.0%	666,202	255,895	38.4%	823,734	271,002	32.9%
Center for Coastal Physical Oceanography - SSRP	32,223	13,571	42.1%	84,792	28,149	33.2%	56,865	16,400	28.8%
Department of Chemistry and Biochemistry	1,191,024	308,372	25.9%	1,428,781	313,898	22.0%	1,448,090	286,296	19.8%
Department of Chemistry and Biochemistry - VCERC	1,054,722	204,848	19.4%	692,697	162,611	23.5%			0.0%
Department of Computer Sciences	829,742	234,218	28.2%	922,515	282,692	30.6%	740,484	264,946	35.8%
Department of Mathematics & Statistics	499,930	132,070	26.4%	431,277	119,914	27.8%	375,652	109,902	29.3%
Department of Mathematics & Statistics - SSRP	2,099,289	603,361	28.7%	2,229,842	574,825	25.8%	1,475,609	485,433	32.9%
Department of Ocean, Earth & Atmospheric Sciences	116,642	45,991	39.4%	111,738	46,719	41.8%	16,933	4,403	26.0%
Department of Ocean, Earth & Atmospheric Sciences - SSRP	9,906	162,633	16.3%	4,605	1,934	42.0%	72,561	30,476	42.0%
Department of Physics	1,620,953	298,149	18.4%	1,458,304	268,982	18.4%	1,127,549	240,702	21.3%
Department of Physics - ARC	15,727	19,240	122.3%			0.0%			0.0%
Department of Psychology	486,994	135,545	27.8%	518,788	166,342	32.1%	528,158	169,272	32.0%
Department of Psychology - VMASC	6,390	2,684	42.0%	10,784	4,392	40.7%	27,091	8,912	32.9%
COLLEGE OF SCIENCES	\$ 10,462,133	\$ 2,567,487	24.5%	\$ 10,539,281	\$ 2,663,635	25.3%	\$ 8,727,568	\$ 2,367,331	27.1%
OFFICE OF RESEARCH AND OTHER ACTIVITY									
Office of Research									
Virginia Modeling, Analysis and Simulation Center	\$ 5,151,616	\$ 1,121,938	21.8%	\$ 12,132	\$ 3,200	26.4%	\$ 111,650	\$ -	0.0%
Frank Reidy Research Center for Bioelectrics	1,074,584	241,470	22.5%	4,454,767	1,142,747	25.7%	5,741,524	1,293,038	22.6%
Office of Distance Learning	163,913	65,420	39.9%	257,225	54,724	21.3%	47,252	12,238	25.9%
Virginia Space Grant Consortium	2,691,512	322,816	12.0%	534,269	218,013	40.8%	99,425	41,758	42.0%
Virginia Tidewater Consortium for Higher Education	460,340	36,762	8.0%	2,698,635	363,039	13.5%	3,061,073	403,109	13.2%
National University Teleconference Network	39		0.0%	443,402	35,396	8.0%	418,756	33,388	8.0%
Association for Consortium Leadership	41,329	1,653	4.0%	11,113	1,763	15.7%	85,043	1,872	2.2%
Miscellaneous ODU Units	420,911	31,914	7.6%	(5,654)	3,885	(68.7%)	46,824	1,872	4.0%
OFFICE OF RESEARCH AND OTHER	\$ 10,004,244	\$ 1,821,973	18.2%	\$ 8,449,766	\$ 1,822,757	21.6%	\$ 9,621,438	\$ 1,789,369	20.7%
GRAND TOTAL	\$ 41,336,222	\$ 6,998,325	16.9%	\$ 35,793,787	\$ 7,267,148	20.3%	\$ 33,097,009	\$ 6,681,337	20.2%

SSRP= self supporting research program

SCHEDULE 4

Sponsored Program Activity

Individual Project Listing

Fiscal Year 2009

SCHEDULE 4

OLD DOMINION UNIVERSITY RESEARCH FOUNDATION
 SPONSORED PROGRAM ACTIVITY BY INDIVIDUAL PROJECT
 (MEASURED BY EXPENDITURES INCURRED)
 FOR FISCAL YEAR 2009

PROJECT NUMBER	SPONSORING AGENCY	PRINCIPAL INVESTIGATOR / PROJECT DIRECTOR	PROJECT DIRECT COST					PROJECT IDC AND FEES			EFFECTIVE INDIRECT COST RATE	CENTER										
			PERSONNEL AND FRINGE BENEFITS	SUPPLIES, CONTRACTUAL, GENERAL & TRAVEL	EQUIPMENT	SUBCONTRACTS, CONSTRUCTION, OTHER	TOTAL DIRECT COSTS	REIMBURSED INDIRECT COSTS	TOTAL SPECIAL FEES	TOTAL PROJECT COSTS												
ARTS AND LETTERS																						
English																						
584651	VA COMMISSION OF THE ARTS	PEARSON, M.	-	774	-	-	-	774	-	-	-	-	774	-	-	-	774	-	-	-	774	TRAD
584671	CITY OF NORFOLK	PEARSON, M.	-	5,000	-	-	-	5,000	-	-	-	-	5,000	-	-	-	5,000	-	-	-	5,000	TRAD
			-	5,774	-	-	-	5,774	-	-	-	-	5,774	-	-	-	5,774	-	-	-	5,774	0.00%
Foreign Languages & Literatures																						
371771	* NATL ENDOWMENT/HUMANITIES	DAAS, M.	-	279	-	-	-	279	-	-	-	-	279	-	-	-	279	-	-	-	279	TRAD
371771	* NATL ENDOWMENT/HUMANITIES	FACER, B.	-	1,675	-	-	-	1,675	-	-	-	-	1,675	-	-	-	1,675	-	-	-	1,675	TRAD
			-	1,954	-	-	-	1,954	-	-	-	-	1,954	-	-	-	1,954	-	-	-	1,954	42.02%
History																						
564551	* NORTH-HAMPTON COUNTY, VA	SWEENEY, J.	8,299	3,746	-	-	-	12,045	-	-	-	-	12,045	-	-	-	12,045	-	-	-	12,045	TRAD
			8,299	3,746	-	-	-	12,045	-	-	-	-	12,045	-	-	-	12,045	-	-	-	12,045	26.00%
Music																						
584661	VA COMMISSION OF THE ARTS	MANNING, L.	-	2,148	-	-	-	2,150	-	-	-	-	2,150	-	-	-	2,150	-	-	-	2,150	TRAD
			-	2,148	-	-	-	2,150	-	-	-	-	2,150	-	-	-	2,150	-	-	-	2,150	0.00%
Political Science and Geography																						
770861	* SENTRA HOSPITALS	BEHR, J.	1,702	-	-	-	-	4,799	-	-	-	-	4,799	-	-	-	4,799	-	-	-	4,799	TRAD
360591	NATL SCIENCE FOUNDATION	CHEN, J.	5,521	5,336	-	-	-	10,857	-	-	-	-	10,857	-	-	-	10,857	-	-	-	10,857	TRAD
			7,223	5,336	-	-	-	15,656	-	-	-	-	15,656	-	-	-	15,656	-	-	-	15,656	21.46%
Sociology and Criminal Justice																						
584871	* CITY OF CHESAPEAKE	CHAPPELL, A.	4,297	684	-	-	-	5,674	-	-	-	-	5,674	-	-	-	5,674	-	-	-	5,674	TRAD
584871	* CITY OF CHESAPEAKE	DANNER, M.	4,297	684	-	-	-	5,674	-	-	-	-	5,674	-	-	-	5,674	-	-	-	5,674	TRAD
572351	ODU	PAYNE, B.	-	-	-	-	-	-	-	-	-	-	-	-	-	-	-	-	-	-	-	TRAD
354491	US PUBLIC HEALTH SERVICE	YANG, X.	47,872	20,845	-	-	-	257,702	-	-	-	-	257,702	-	-	-	257,702	-	-	-	257,702	TRAD
594001	WAYNE STATE UNIVERSITY	YANG, X.	7,045	-	-	-	-	7,045	-	-	-	-	7,045	-	-	-	7,045	-	-	-	7,045	TRAD
			63,511	22,213	-	-	-	276,095	-	-	-	-	276,095	-	-	-	276,095	-	-	-	276,095	13.46%

SCHEDULE 4
OLD DOMINION UNIVERSITY RESEARCH FOUNDATION
SPONSORED PROGRAM ACTIVITY BY INDIVIDUAL PROJECT
 (MEASURED BY EXPENDITURES INCURRED)
FOR FISCAL YEAR 2009

PROJECT NUMBER	SPONSORING AGENCY	PRINCIPAL INVESTIGATOR / PROJECT DIRECTOR	PROJECT DIRECT COST					PROJECT IDC AND FEES			EFFECTIVE INDIRECT COST RATE	CENTER		
			PERSONNEL AND FRINGE BENEFITS	SUPPLIES, CONTRACTUAL, GENERAL & TRAVEL	EQUIPMENT	SUBCONTRACTS, CONSTRUCTION, OTHER	TOTAL DIRECT COSTS	REIMBURSED INDIRECT COSTS	TOTAL SPECIAL FEES	TOTAL PROJECT COSTS				
585671	Communications & Theatre Arts ODU	HAMMOND, K.	-	4,000	-	-	4,000	-	-	4,000	-	4,000	-	TRAD
			-	4,000	-	-	4,000	-	-	4,000	-	4,000	-	0.00%
371771	Social Science Research Center * NATL ENDOWMENT/HUMANITIES	CAMARENA, M.	-	279	-	-	279	-	-	279	117	-	396	SSRC
544301	ODU	CAMARENA, M.	-	-	-	887	887	-	-	887	373	-	1,260	SSRC
584511	ODU	CAMARENA, M.	5,143	3,993	-	-	9,136	-	-	9,136	457	-	9,593	SSRC
584513	ODU	CAMARENA, M.	1,530	207	-	-	1,737	-	-	1,737	87	-	1,824	SSRC
584771	ODU	CAMARENA, M.	10,275	13,257	-	-	23,532	-	-	23,532	1,177	-	24,709	SSRC
586351	THE OHIO STATE UNIVERSITY	CAMARENA, M.	2,052	-	-	235	2,287	-	-	2,287	961	-	3,248	SSRC
586341	CITY OF PORTSMOUTH	CAMARENA, M.	4,803	-	-	-	4,803	-	-	4,803	1,249	-	6,052	SSRC
785351	W. K. KELLOGG FOUNDATION	CAMARENA, M.	35,308	1,753	-	-	37,061	-	-	37,061	-	-	37,061	SSRC
793341	W. K. KELLOGG FOUNDATION	CAMARENA, M.	49,101	11,299	-	-	60,400	-	-	60,400	-	-	60,400	SSRC
371771	* NATL ENDOWMENT/HUMANITIES	VANDECAR-BURDIN, T.	-	279	-	-	279	-	-	279	117	-	396	SSRC
572111	CITY OF PORTSMOUTH	YANG, X.	19,112	1,862	-	-	20,974	-	-	20,974	8,809	-	29,783	SSRC
576611	EAST CAROLINA STATE UNIVERSITY	YANG, X.	12,650	360	-	-	13,010	-	-	13,010	5,464	-	18,474	SSRC
584512	ODU	YANG, X.	17,288	11,880	-	-	29,168	-	-	29,168	1,458	-	30,626	SSRC
596131	ODU	YANG, X.	1,272	-	-	-	1,272	-	-	1,272	64	-	1,336	SSRC
			158,534	45,169	-	1,122	204,825	-	-	204,825	20,333	-	225,158	
	TOTAL ARTS AND LETTERS		\$ 237,567	\$ 90,340	\$ -	\$ -	\$ 522,499	\$ 194,592	\$ -	\$ 67,244	\$ -	\$ 589,743	\$ -	12.87%

SCHEDULE 4
OLD DOMINION UNIVERSITY RESEARCH FOUNDATION
SPONSORED PROGRAM ACTIVITY BY INDIVIDUAL PROJECT
(MEASURED BY EXPENDITURES INCURRED)
FOR FISCAL YEAR 2009

PROJECT NUMBER	SPONSORING AGENCY	PRINCIPAL INVESTIGATOR / PROJECT DIRECTOR	PROJECT DIRECT COST					PROJECT IDC AND FEES				EFFECTIVE INDIRECT COST RATE	CENTER		
			PERSONNEL CONTRACTUAL, GENERAL, & TRAVEL	SUPPLIES, CONTRACTUAL, GENERAL, & TRAVEL	EQUIPMENT	SUBCONTRACTS, CONSTRUCTION, OTHER	TOTAL DIRECT COSTS	REIMBURSED INDIRECT COSTS	TOTAL SPECIAL FEES	TOTAL PROJECT COSTS					
BUSINESS AND PUBLIC ADMINISTRATION															
Information Technology & Decision Sciences															
372391	* NATL SCIENCE FOUNDATION	WU, H.	17,675	7,920	-	-	25,595	10,750	-	36,345	-	-	36,345	TRAD	
373501	NATL SCIENCE FOUNDATION	WU, H.	19,418	7,010	-	-	26,428	11,099	-	37,527	-	-	37,527	TRAD	
			37,093	14,930	-	-	52,023	21,849	-	73,872	-	-	73,872	42.00%	
Business Administration															
771071	* MAGNE MOTION, INC	GOPINATH, M.	1,665	53	-	-	1,718	721	-	2,439	-	-	2,439	TRAD	
771071	* MAGNE MOTION, INC	KARANDE, K.	1,665	53	-	-	1,718	721	-	2,439	-	-	2,439	TRAD	
			3,330	106	-	-	3,436	1,442	-	4,878	-	-	4,878	41.97%	
Economics															
776061	* BARKER, CAMPBELL & FARLEY	AGARWAL, V.	-	-	-	191	191	80	-	271	-	-	271	TRAD	
784841	* BARKER, CAMPBELL & FARLEY	AGARWAL, V.	18,647	225	-	-	18,872	7,926	-	26,798	-	-	26,798	TRAD	
771071	* MAGNE MOTION, INC	TALLEY, W.	3,329	105	-	-	3,434	1,442	-	4,876	-	-	4,876	TRAD	
776061	* BARKER, CAMPBELL & FARLEY	YOCHUM, G.	-	-	-	190	190	80	-	270	-	-	270	TRAD	
784841	* BARKER, CAMPBELL & FARLEY	YOCHUM, G.	18,647	225	-	-	18,872	7,926	-	26,798	-	-	26,798	TRAD	
			40,623	555	-	381	41,559	17,454	-	59,013	-	-	59,013	42.00%	
TOTAL BUSINESS AND PUBLIC ADMINISTRATION			\$ 81,046	\$ 15,591	\$ -	\$ 381	\$ 97,018	\$ 40,745	\$ -	\$ 137,763	\$ -	\$ -	\$ 137,763	42.00%	

SCHEDULE 4
OLD DOMINION UNIVERSITY RESEARCH FOUNDATION
SPONSORED PROGRAM ACTIVITY BY INDIVIDUAL PROJECT
 (MEASURED BY EXPENDITURES INCURRED)
FOR FISCAL YEAR 2009

PROJECT NUMBER	SPONSORING AGENCY	PRINCIPAL INVESTIGATOR / PROJECT DIRECTOR	PROJECT DIRECT COST					PROJECT IDC AND FEES				EFFECTIVE INDIRECT COST RATE	CENTER			
			PERSONNEL AND FRINGE BENEFITS	SUPPLIES, CONTRACTUAL, GENERAL, & TRAVEL	EQUIPMENT	SUBCONTRACTS, CONSTRUCTION, OTHER	TOTAL DIRECT COSTS	REIMBURSED INDIRECT COSTS	TOTAL SPECIAL FEES	TOTAL PROJECT COSTS						
EDUCATION																
554291	* DEAN'S OFFICE															
561261	* NEWPORT NEWS PUBLIC SCHOOLS	BLACKBURN, D.	41,295	374	-	-	-	41,669	3,333	-	-	45,002	TRAD			
562741	* CITY OF NORFOLK	BLACKBURN, D.	26,873	231	-	2,373	-	29,477	7,047	-	-	36,524	TRAD			
590081	* NEWPORT NEWS PUBLIC SCHOOLS	BLACKBURN, D.	35,415	117	-	-	-	35,532	2,843	-	-	38,375	TRAD			
590082	* ODU	BRANCH, J.	31,531	2,833	-	1,464	-	35,828	-	-	-	35,828	TRAD			
590621	* ODU	BRANCH, J.	-	2,433	-	-	-	2,433	-	-	-	2,433	TRAD			
790061	* ODU	BUTLER, L.	231	151	-	2,000	-	2,382	-	-	-	2,382	TRAD			
554291	* VA BUSINESS COALITION ON HEALTH	JUDGE, S.	51,696	14,744	-	-	-	66,440	17,274	-	-	83,714	TRAD			
575481	* NEWPORT NEWS PUBLIC SCHOOLS	MYRAN, S.	20,647	187	-	-	-	20,834	1,667	-	-	22,501	TRAD			
576191	* ODU	MYRAN, S.	(9,420)	-	-	-	-	(9,420)	(753)	-	-	(10,173)	TRAD			
582391	* ODU	MYRAN, S.	376	-	-	1,127	-	1,503	-	-	-	1,503	TRAD			
584401	* ODU	MYRAN, S.	1,664	-	-	2,320	-	3,984	133	-	-	4,117	TRAD			
291531	* ODU	MYRAN, S.	14,364	144	-	2,314	-	16,822	1,346	-	-	18,168	TRAD			
550854	* DOD NON-TRADITIONAL EDUCATION	WARGO, J.	111,023	35,615	-	-	-	146,638	11,731	-	-	158,369	TRAD			
551494	* US DEPARTMENT OF DEFENSE	WARGO, J.	27,868	1,469	-	-	-	29,337	2,347	-	-	31,684	TRAD			
	* US DEPARTMENT OF DEFENSE	WARGO, J.	44,497	12,466	-	-	-	56,963	4,557	-	-	61,520	TRAD			
			398,060	70,764	-	11,598	-	480,422	51,525	-	-	531,947	10.72%			

SCHEDULE 4
OLD DOMINION UNIVERSITY RESEARCH FOUNDATION
SPONSORED PROGRAM ACTIVITY BY INDIVIDUAL PROJECT
 (MEASURED BY EXPENDITURES INCURRED)
FOR FISCAL YEAR 2009

PROJECT NUMBER	SPONSORING AGENCY	PRINCIPAL INVESTIGATOR /PROJECT DIRECTOR	PERSONNEL AND FRINGE BENEFITS	SUPPLIES, CONTRACTUAL, GENERAL, & TRAVEL	PROJECT DIRECT COST			PROJECT IDC AND FEES			EFFECTIVE INDIRECT COST RATE	CENTER
					EQUIPMENT	SUBCONTRACTS, CONSTRUCTION, OTHER	TOTAL DIRECT COSTS	REIMBURSED INDIRECT COSTS	TOTAL SPECIAL FEES	TOTAL PROJECT COSTS		
Educational Curriculum and Instruction												
564551	* NORTHAMPTON COUNTY, VA	ADCOCK, A.	1,346	607	-	-	1,953	508	-	2,461	-	TRAD
582661	* ODU	AL-HAZZA, T.	12,020	1,625	-	-	13,645	1,091	-	14,736	-	TRAD
594031	* GEORGE MASON UNIVERSITY	BAKER, C.	1,304	2,863	-	1,527	5,694	333	-	6,027	-	TRAD
561261	* CITY OF NORFOLK	BOL, L.	26,873	231	-	2,373	29,477	7,047	-	36,524	-	TRAD
384721	* NATL SCIENCE FOUNDATION	DICKERSON, D.	2,087	1,564	-	739	4,390	1,533	-	5,923	-	TRAD
564711	* ODU	DICKERSON, D.	5,019	3,230	-	1,288	9,535	660	-	10,195	-	TRAD
352261	INST OF MUSEUM AND LIBRARY SVC	DICKINSON, G.	11,781	4,791	-	64,444	81,016	6,960	-	87,976	-	TRAD
371871	INST OF MUSEUM AND LIBRARY SVC	DICKINSON, G.	39,745	4,401	-	3,474	47,620	18,541	-	66,161	-	TRAD
582661	* ODU	FLEENER, C.	4,006	542	-	-	4,548	364	-	4,912	-	TRAD
583411	* ODU	FLEENER, C.	7,803	1,584	-	2,088	11,475	918	-	12,393	-	TRAD
582661	* ODU	GUPTA, A.	4,006	542	-	-	4,548	364	-	4,912	-	TRAD
576392	* ODU	HAGER, J.	10,041	1,493	-	43,156	54,690	923	-	55,613	-	TRAD
586971	* ODU	HAGER, J.	10,042	1,910	-	3,047	14,999	-	-	14,999	-	TRAD
586972	* ODU	HAGER, J.	3,169	101	-	2,716	5,986	262	-	6,248	-	TRAD
765071	NATIONAL WRITING PROJECT	HINTON-JOHNSON, K.	2,157	11,669	-	21,445	35,271	-	-	35,271	-	TRAD
590621	* ODU	LUCKING, R.	1,844	1,205	-	16,000	19,049	-	-	19,049	-	TRAD
564551	* NORTHAMPTON COUNTY, VA	MARKEN, J.	1,794	810	-	-	2,604	677	-	3,281	-	TRAD
586361	* ODU	MARKEN, J.	4,457	-	-	3	4,460	-	-	4,460	-	TRAD
586731	* BALTIMORE RESEARCH & EDU FND	MARKEN, J.	2,111	210	-	680	3,001	-	-	3,001	-	TRAD
384721	* NATL SCIENCE FOUNDATION	MCKINNEY, S.	6,251	4,692	-	2,216	13,169	4,600	-	17,769	-	TRAD
582391	* ODU	MCKINNEY, S.	1,664	-	-	2,320	3,984	133	-	4,117	-	TRAD
584711	* ODU	MCKINNEY, S.	7,528	4,845	-	1,929	14,302	990	-	15,292	-	TRAD
564551	* NORTHAMPTON COUNTY, VA	MORRISON, G.	9,870	4,455	-	-	14,325	3,724	-	18,049	-	TRAD
263791	* OFFICE OF SECRETARY OF DEFENSE	PRIBESH, S.	4,326	564	-	-	4,890	391	-	5,281	-	TRAD
371871	INST OF MUSEUM AND LIBRARY SVC	PRIBESH, S.	39,744	4,402	-	3,474	47,620	18,541	-	66,161	-	TRAD
554291	* NEWPORT NEWS PUBLIC SCHOOLS	PRIBESH, S.	6,882	62	-	-	6,944	556	-	7,500	-	TRAD
561261	* CITY OF NORFOLK	PRIBESH, S.	35,831	307	-	3,165	39,303	9,396	-	48,699	-	TRAD
576711	* UNIV OF MEMPHIS	PRIBESH, S.	17,802	683	-	1,981	20,466	1,479	-	21,945	-	TRAD
584401	* ODU	STECKROTH, J.	13,943	141	-	2,245	16,329	1,306	-	17,635	-	TRAD
564551	* NORTHAMPTON COUNTY, VA	TAYLOR, G.	1,122	506	-	-	1,628	423	-	2,051	-	TRAD
586361	* ODU	WATSON, G.	4,458	-	-	2	4,460	-	-	4,460	-	TRAD
586731	* BALTIMORE RESEARCH & EDU FND	WATSON, G.	2,111	210	-	680	3,001	-	-	3,001	-	TRAD
780731	* DIAMOND VISIONICS	WATSON, G.	1,702	-	-	-	1,702	715	-	2,417	-	TRAD
786851	* DIAMOND VISIONICS	WATSON, G.	7,879	-	-	-	7,879	3,309	-	11,188	-	TRAD
787091	* SA PHOTONICS	WATSON, G.	8,671	448	-	1,381	10,500	5,250	-	15,750	-	TRAD
			321,399	60,693	-	182,371	564,463	90,994	-	655,457	-	16.12%
Educational Curriculum and Instruction - VMASC												
787091	* SA PHOTONICS	WATSON, G.	2,890	150	-	460	3,500	1,750	-	5,250	-	VMASC
			2,890	150	-	460	3,500	1,750	-	5,250	-	50.00%

SCHEDULE 4
OLD DOMINION UNIVERSITY RESEARCH FOUNDATION
SPONSORED PROGRAM ACTIVITY BY INDIVIDUAL PROJECT
 (MEASURED BY EXPENDITURES INCURRED)
FOR FISCAL YEAR 2009

PROJECT NUMBER	SPONSORING AGENCY	PRINCIPAL INVESTIGATOR / PROJECT DIRECTOR	PROJECT DIRECT COST					PROJECT IDC AND FEES					EFFECTIVE INDIRECT COST RATE	CENTER	
			PERSONNEL AND FRINGE BENEFITS	SUPPLIES, CONTRACTUAL, GENERAL, & TRAVEL	EQUIPMENT	SUBCONTRACTS, CONSTRUCTION, OTHER	TOTAL DIRECT COSTS	REIMBURSED INDIRECT COSTS	TOTAL SPECIAL FEES	TOTAL PROJECT COSTS					
Occupational and Technical Studies															
582841	VA DEPT OF REHABILITATIVE SERV	DAVIS, S.	20,269	4,583	-	-	24,852	-	-	24,852	-	-	24,852	-	TRAD
591851	VA DEPT OF REHABILITATIVE SERV	DAVIS, S.	12,538	1,018	-	-	13,556	-	-	13,556	-	-	13,556	-	TRAD
783961	COTTON, INC.	DAVIS, S.	12,197	5,194	-	4,575	21,966	-	-	21,966	-	-	21,966	-	TRAD
793791	ODU	KATSILOLOUDIS, P.	1,244	42	-	-	1,286	257	-	1,543	-	-	1,543	-	TRAD
793801	ODU	KATSILOLOUDIS, P.	892	53	-	-	945	189	-	1,134	-	-	1,134	-	TRAD
353341	NATL SCIENCE FOUNDATION	NDAAHI, H.	4,754	352	-	172	5,278	2,144	-	7,422	-	-	7,422	-	TRAD
591851	VA DEPT OF REHABILITATIVE SERV	NETHERTON, D.	29,256	2,376	-	-	31,632	-	-	31,632	-	-	31,632	-	TRAD
364201	NATL SCIENCE FOUNDATION	RITZ, J.	3,673	1,114	-	689	5,476	2,300	-	7,776	-	-	7,776	-	TRAD
592881	PURDUE UNIVERSITY	TOMOVIC, C.	12,642	-	-	-	12,642	5,525	-	18,167	-	-	18,167	-	TRAD
793791	ODU	TOMOVIC, C.	311	11	-	-	322	64	-	386	-	-	386	-	TRAD
793801	ODU	TOMOVIC, C.	179	11	-	-	190	38	-	228	-	-	228	-	TRAD
			97,955	14,754	-	5,436	118,145	10,517	-	128,662	-	-	128,662	-	8.90%
Exercise Science, Physical Education and Recreation															
753931	NATL COLLEGIATE ATHLETIC ASSOC	CASE, R.	-	-	-	(138)	(138)	-	-	(138)	-	-	(138)	-	TRAD
572171	VIRGINIA COMMONWEALTH UNIV.	COLBERG, S.	-	940	-	-	940	-	-	940	-	-	940	-	TRAD
783601	AMERICAN DIABETES ASSOCIATION	COLBERG, S.	50,375	1,459	-	54,541	106,375	9,430	-	115,805	-	-	115,805	-	TRAD
595831	ODU	COLBERG-OCHS, S.	3,386	347	-	-	3,733	-	-	3,733	-	-	3,733	-	TRAD
273871	OFFICE OF NAVAL RESEARCH	ONATE, J.	21,777	1,826	-	180	23,783	9,913	-	33,696	-	-	33,696	-	TRAD
285581	NAVAL SPEC WARFARE DEVEL GROUP	ONATE, J.	30,426	527	-	-	30,953	13,000	-	43,953	-	-	43,953	-	TRAD
361612	US PUBLIC HEALTH SERVICE	ONATE, J.	19,327	5,615	-	2,988	27,930	10,476	-	38,406	-	-	38,406	-	TRAD
775893	COMPUTER SCIENCE CORP.	ONATE, J.	4,898	95	-	546	5,529	2,130	-	7,659	-	-	7,659	-	TRAD
590081	ODU	SPINA, R.	31,532	2,833	-	1,464	35,829	-	-	35,829	-	-	35,829	-	TRAD
590082	ODU	SPINA, R.	-	2,434	-	-	2,434	-	-	2,434	-	-	2,434	-	TRAD
273871	OFFICE OF NAVAL RESEARCH	SWAIN, D.	14,518	1,217	-	120	15,855	6,609	-	22,464	-	-	22,464	-	TRAD
285581	NAVAL SPEC WARFARE DEVEL GROUP	SWAIN, D.	3,381	59	-	-	3,440	1,445	-	4,885	-	-	4,885	-	TRAD
783601	AMERICAN DIABETES ASSOCIATION	SWAIN, D.	3,358	97	-	3,636	7,091	629	-	7,720	-	-	7,720	-	TRAD
			182,988	17,449	-	63,337	263,754	53,632	-	317,386	-	-	317,386	-	20.33%

SCHEDULE 4

OLD DOMINION UNIVERSITY RESEARCH FOUNDATION
 SPONSORED PROGRAM ACTIVITY BY INDIVIDUAL PROJECT
 (MEASURED BY EXPENDITURES INCURRED)
 FOR FISCAL YEAR 2009

PROJECT NUMBER	SPONSORING AGENCY	PRINCIPAL INVESTIGATOR / PROJECT DIRECTOR	PERSONNEL AND FRINGE BENEFITS	PROJECT DIRECT COST				PROJECT IDC AND FEES			TOTAL PROJECT COSTS	EFFECTIVE INDIRECT COST RATE	CENTER	
				SUPPLIES, CONTRACTUAL, GENERAL, & TRAVEL	EQUIPMENT	SUBCONTRACTS, CONSTRUCTION, OTHER	TOTAL DIRECT COSTS	REIMBURSED INDIRECT COSTS	TOTAL SPECIAL FEES					
576392	* ODU	Early Childhood, Speech Language Pathology and Special Education	30,124	-	-	-	4,479	-	129,469	164,072	2,768	-	166,840	TRAD
586971	* ODU	BAKER, C.	30,127	-	-	-	5,731	-	9,142	45,000	-	-	45,000	TRAD
586972	* ODU	BAKER, C.	9,506	-	-	-	302	-	8,149	17,957	786	-	18,743	TRAD
591161	ODU	DEBRUIN-PARECKI, A.	4,116	-	-	-	919	-	-	5,035	-	-	5,035	TRAD
570501	* CHES BAY RESTORE ADV COMM	DONAGHY-SMITH, C.	83	-	-	-	-	-	-	83	-	-	83	TRAD
572411	* ODU	GABLE, R.	6,586	-	-	-	41,721	994	-	49,301	3,864	-	53,165	TRAD
572412	* ODU	GABLE, R.	-	-	-	-	35,454	-	-	35,454	2,837	-	38,291	TRAD
576392	* ODU	GABLE, R.	10,041	-	-	-	1,493	-	43,156	54,690	923	-	55,613	TRAD
580761	* ODU	GABLE, R.	180,114	-	-	-	135,090	1,622	-	316,826	25,216	-	342,042	TRAD
580762	* ODU	GABLE, R.	45,300	-	-	-	181,311	-	-	226,611	18,129	-	244,740	TRAD
586971	* ODU	GABLE, R.	10,041	-	-	-	1,910	-	3,047	14,998	-	-	14,998	TRAD
586972	* ODU	GABLE, R.	3,169	-	-	-	101	-	2,716	5,986	262	-	6,248	TRAD
592791	* ODU	GABLE, R.	223,940	-	-	-	3,706	-	-	227,646	18,211	-	245,857	TRAD
592792	* ODU	GABLE, R.	81,982	-	-	-	4,909	-	-	86,891	6,951	-	93,842	TRAD
592793	* ODU	GABLE, R.	97,702	-	-	-	5,689	-	-	103,391	8,272	-	111,663	TRAD
530401	NEWPORT NEWS PUBLIC SCHOOLS	NORMAN, R.	3,637	-	-	-	-	-	-	3,637	-	-	3,637	TRAD
381571	US PUBLIC HEALTH SERVICE	RAYMER, A.	34,158	-	-	-	2,721	-	-	36,879	18,439	-	55,318	TRAD
786781	* ADV ANTI-TERROR TECHNOLOGIES	RAYMER, A.	6,045	-	-	-	616	-	-	6,661	1,732	-	8,393	TRAD
575481	* ODU	ROBINSON, J.	(9,420)	-	-	-	-	-	-	(9,420)	(754)	-	(10,174)	TRAD
576191	* ODU	ROBINSON, J.	878	-	-	-	-	-	-	-	-	-	-	TRAD
563411	* ODU	ROBINSON, J.	15,843	-	-	-	3,216	-	2,630	3,508	-	-	3,508	TRAD
570501	* CHES BAY RESTORE ADV COMM	SMITH, C.	83	-	-	-	-	-	4,238	23,297	1,864	-	25,161	TRAD
585831	* CHES BAY RESTORE ADV COMM	SMITH, C.	2,878	-	-	-	3,948	-	-	6,826	-	-	6,826	TRAD
585831	* CHES BAY RESTORE ADV COMM	SMITH, C.	2,879	-	-	-	3,947	-	-	6,826	-	-	6,826	TRAD
572411	* ODU	TONELSON, S.	6,585	-	-	-	41,721	994	-	49,300	3,865	-	53,165	TRAD
572412	* ODU	TONELSON, S.	-	-	-	-	35,454	-	-	35,454	2,836	-	38,290	TRAD
576392	* ODU	TONELSON, S.	50,206	-	-	-	7,465	-	215,783	273,454	4,613	-	278,067	TRAD
580761	* ODU	TONELSON, S.	180,113	-	-	-	135,090	1,622	-	316,825	25,217	-	342,042	TRAD
580762	* ODU	TONELSON, S.	45,299	-	-	-	181,312	-	-	226,611	18,129	-	244,740	TRAD
581141	GEORGE MASON UNIVERSITY	TONELSON, S.	400	-	-	-	2,225	4,392	1,806	8,823	210	-	9,033	TRAD
586971	* ODU	TONELSON, S.	50,212	-	-	-	9,552	-	15,238	75,002	-	-	75,002	TRAD
586972	* ODU	TONELSON, S.	15,843	-	-	-	505	-	13,582	29,930	1,306	-	31,236	TRAD
590621	* ODU	TONELSON, S.	231	-	-	-	151	-	2,000	2,382	-	-	2,382	TRAD
592791	* ODU	TONELSON, S.	223,940	-	-	-	3,705	-	-	227,645	18,212	-	245,857	TRAD
592792	* ODU	TONELSON, S.	81,961	-	-	-	4,909	-	-	86,890	6,951	-	93,841	TRAD
592793	* ODU	TONELSON, S.	97,703	-	-	-	5,689	-	-	103,392	8,271	-	111,663	TRAD
594031	GEORGE MASON UNIVERSITY	TONELSON, S.	1,304	-	-	-	2,862	-	1,527	5,693	334	-	6,027	TRAD
			1,543,629	867,903	9,624	452,483	2,873,639	199,444	3,073,083	6.94%				

SCHEDULE 4
OLD DOMINION UNIVERSITY RESEARCH FOUNDATION
SPONSORED PROGRAM ACTIVITY BY INDIVIDUAL PROJECT
(MEASURED BY EXPENDITURES INCURRED)
FOR FISCAL YEAR 2009

PROJECT NUMBER	SPONSORING AGENCY	PRINCIPAL INVESTIGATOR / PROJECT DIRECTOR	PROJECT DIRECT COST				PROJECT IDC AND FEES			EFFECTIVE INDIRECT COST RATE	CENTER
			PERSONNEL AND FRINGE BENEFITS	SUPPLIES, CONTRACTUAL, GENERAL, & TRAVEL	EQUIPMENT	SUBCONTRACTS, CONSTRUCTION, OTHER	TOTAL DIRECT COSTS	REIMBURSED INDIRECT COSTS	TOTAL SPECIAL FEES		
384721	Educational Leadership & Counseling	BROWN, N.	2,087	1,564	-	739	4,390	1,533	-	5,923	TRAD
593191	NATL SCIENCE FOUNDATION	BURNETT, D.	-	7,500	-	-	7,500	600	-	8,100	TRAD
385871	HAMPTON PUBLIC SCHOOLS	CRUM, K.	16,314	4,068	-	10,841	31,223	5,300	-	36,523	TRAD
385881	US DEPT OF EDUCATION	LEE-THOMAS, G.	322	-	-	-	322	135	-	457	TRAD
386111	NATL SCIENCE FOUNDATION	LEE-THOMAS, G.	3,702	-	-	-	3,702	1,555	-	5,257	TRAD
587221	NATL SCIENCE FOUNDATION	MILLIKEN, T.	8,000	-	-	-	8,000	2,080	-	10,080	TRAD
592771	EASTERN VIRGINIA MED. SCHOOL	MILLIKEN, T.	6,827	-	-	-	6,827	1,775	-	8,602	TRAD
385871	EASTERN VIRGINIA MED. SCHOOL	MYRAN, S.	5,438	1,356	-	3,614	10,408	1,766	-	12,174	TRAD
263791	US DEPT OF EDUCATION	NUNNERY, J.	32,443	4,227	-	-	36,670	2,933	-	39,603	TRAD
576711	OFFICE OF SECRETARY OF DEFENSE	NUNNERY, J.	26,704	1,025	-	2,972	30,701	2,218	-	32,919	TRAD
263791	UNIV OF MEMPHIS	OWINGS, W.	6,488	845	-	-	7,333	587	-	7,920	TRAD
595004	OFFICE OF SECRETARY OF DEFENSE	PUCHALSKI, F.	-	-	-	23	23	-	-	23	TRAD
590371	VA DEPT OF EDUCATION	RASPILLER, E.	3,818	5,889	-	-	9,707	-	-	9,707	TRAD
790581	ODU	REMLEY, T.	14,339	-	-	5,450	19,789	-	-	19,789	TRAD
790581	NORFOLK COMMUNITY SERVICES BRD	THOMPSON, S.	14,340	-	-	5,449	19,789	-	-	19,789	TRAD
			140,822	26,474	-	29,088	196,384	20,482	-	216,866	
			\$ 2,687,723	\$ 1,058,187	\$ 9,624	\$ 744,773	\$ 4,500,307	\$ 428,344	\$ -	\$ 4,928,651	
											10.43%
											9.52%

EDUCATION TOTAL

SCHEDULE 4
OLD DOMINION UNIVERSITY RESEARCH FOUNDATION
SPONSORED PROGRAM ACTIVITY BY INDIVIDUAL PROJECT
(MEASURED BY EXPENDITURES INCURRED)
FOR FISCAL YEAR 2009

PROJECT NUMBER	SPONSORING AGENCY	PRINCIPAL INVESTIGATOR / PROJECT DIRECTOR	PROJECT DIRECT COST					PROJECT IDC AND FEES			EFFECTIVE INDIRECT COST RATE	CENTER
			PERSONNEL AND FRINGE BENEFITS	SUPPLIES, CONTRACTUAL, GENERAL, & TRAVEL	EQUIPMENT	SUBCONTRACTS, CONSTRUCTION, OTHER	TOTAL DIRECT COSTS	REIMBURSED INDIRECT COSTS	TOTAL SPECIAL FEES	TOTAL PROJECT COSTS		
ENGINEERING AND TECHNOLOGY												
Dean's Office												
353341	* NATL SCIENCE FOUNDATION	AKAN, O.	19,014	1,409	-	688	21,111	8,578	-	29,689	-	TRAD
373821	* NATL SCIENCE FOUNDATION	BAYSAL, O.	1,350	-	-	18,385	19,735	-	-	19,735	-	TRAD
770831	GENERAL COMMAND OF GANDARME	BAYSAL, O.	-	-	-	12,370	12,370	-	-	12,370	-	TRAD
780271	GENERAL COMMAND OF GANDARME	BAYSAL, O.	-	4,846	-	91,888	96,734	-	-	96,734	-	TRAD
162771	NASA-LANGLEY RESEARCH CENTER	VAHALA, L.	3,214	-	-	-	3,214	836	-	4,050	-	TRAD
351161	US DEPT OF ENERGY	VAHALA, L.	-	2,059	-	-	2,059	865	-	2,924	-	TRAD
351471	US DEPT OF ENERGY	VAHALA, L.	12,046	7,968	-	-	20,014	5,204	-	25,218	-	TRAD
555041	GEORGE MASON UNIVERSITY	VAHALA, L.	11,613	-	-	-	11,613	4,877	-	16,490	-	TRAD
			47,237	16,282	-	123,331	186,850	20,360	-	207,210	-	10.90%
Dean's Office - Applied Research Center												
176581	* NASA-LANGLEY RESEARCH CENTER	VAHALA, L.	14,140	410	-	-	14,550	6,111	-	20,661	-	ARC
183261	* NASA-LANGLEY RESEARCH CENTER	VAHALA, L.	7,789	2,671	4,094	-	14,554	4,393	-	18,947	-	ARC
			21,929	3,081	4,094	-	29,104	10,504	-	39,608	-	36.09%
Civil and Environmental Engineering												
594021	PORTLAND STATE UNIVERSITY	GETIN, M.	17,538	2,548	-	2,918	23,004	10,043	-	33,047	-	TRAD
330151	NATL SCIENCE FOUNDATION	HARRELL, L.	19,136	-	-	860	19,996	8,037	-	28,033	-	TRAD
584521	CA CTR - INNOVATIVE TRANSPORT	KHATTAK, A.	25,881	152	6,323	190	32,546	3,933	-	36,479	-	TRAD
373021	* NATL SCIENCE FOUNDATION	KHATTAK, A.	5,669	1,895	-	-	7,564	3,176	-	10,740	-	TRAD
576351	* VA DEP OF EMERGENCY MANAGEMENT	KHATTAK, A.	-	-	-	983	983	256	-	1,239	-	TRAD
580831	VA TRANSPORTATION RESEARCH COU	KHATTAK, A.	69,994	2,306	-	-	72,300	8,676	-	80,976	-	TRAD
566871	VA DEPT OF TRANSPORTATION	KHATTAK, A.	21,099	1,156	-	-	22,255	2,671	-	24,926	-	TRAD
585411	UNIV OF SOUTH FLORIDA	NGUYEN, D.	9,048	-	-	-	9,048	3,800	-	12,848	-	TRAD
386111	* NATL SCIENCE FOUNDATION	NGUYEN, D.	11,107	-	-	-	11,107	4,665	-	15,772	-	TRAD
583861	* VA MILITARY INSTITUTE	SCHAFFRAN, G.	14,503	3,415	-	-	17,918	4,659	-	22,577	-	TRAD
594973	ODU	SCHAFFRAN, G.	3,175	1,885	-	-	5,060	-	-	5,060	-	TRAD
752691	AWWA RESEARCH FOUNDATION	SCHAFFRAN, G.	797	83	-	47,708	48,588	6,461	-	55,049	-	TRAD
754712	PARSONS BRINCKERHOFF, INC.	SCHAFFRAN, G.	-	-	-	10,916	10,916	4,584	-	15,500	-	TRAD
775761	OSTARA NUTRIENT RECOVERY TECH	SCHAFFRAN, G.	-	-	-	299	299	78	-	377	-	TRAD
785101	DRAPER ADEN ASSOCIATES	SCHAFFRAN, G.	18,683	1,050	-	-	19,733	8,288	-	28,021	-	TRAD
792281	OSTARA NUTRIENT RECOVERY TECH	SCHAFFRAN, G.	30,873	-	-	-	30,873	8,027	-	38,900	-	TRAD
781041	BEACH CONSULTANTS	YOON, J.	2,114	-	-	-	2,114	888	-	3,002	-	TRAD
			249,617	14,490	6,323	63,874	334,304	78,242	-	412,546	-	23.40%

SCHEDULE 4
OLD DOMINION UNIVERSITY RESEARCH FOUNDATION
SPONSORED PROGRAM ACTIVITY BY INDIVIDUAL PROJECT
(MEASURED BY EXPENDITURES INCURRED)
FOR FISCAL YEAR 2009

PROJECT NUMBER	SPONSORING AGENCY	PRINCIPAL INVESTIGATOR / PROJECT DIRECTOR	PROJECT DIRECT COST				PROJECT IDC AND FEES				EFFECTIVE INDIRECT COST RATE	CENTER	
			PERSONNEL AND FRINGE BENEFITS	SUPPLIES, CONTRACTUAL, GENERAL, & TRAVEL	EQUIPMENT	SUBCONTRACTS, CONSTRUCTION, OTHER	TOTAL DIRECT COSTS	REIMBURSED INDIRECT COSTS	TOTAL SPECIAL FEES	TOTAL PROJECT COSTS			
734087	Electrical and Computer Engineering NATL INST AEROSPACE ASSOC	ALBIN, S.	-	1,556	-	-	-	1,556	-	654	-	2,210	TRAD
790051	* NATL INST AEROSPACE ASSOC	ALBIN, S.	24,071	10,911	-	-	-	34,982	-	17,492	-	52,474	TRAD
263151	OFFICE OF NAVAL RESEARCH	ASARI, V.	38,617	5,123	-	44,547	-	88,287	-	18,371	-	106,658	TRAD
775992	* COMPUTER SCIENCE CORP.	ASARI, V.	5,862	-	8,250	-	-	13,912	-	1,472	-	15,384	TRAD
593481	* ODU	BAUMGART, H.	17,607	3,581	640	-	-	21,828	-	-	-	21,828	TRAD
571571	* EASTERN VIRGINIA MED. SCHOOL	BELFLORE, L.	50,744	3,219	2,565	490	-	57,018	-	22,665	-	79,683	TRAD
790051	* NATL INST AEROSPACE ASSOC	DHALI, S.	1,605	727	-	-	-	2,332	-	1,166	-	3,498	TRAD
744711	VERIZON	DHARAMSI, A.	-	928	-	-	-	928	-	-	-	928	TRAD
165051	* NASA-LANGLEY RESEARCH CENTER	GONZALEZ, O.	99,178	3,590	-	-	-	102,768	-	26,720	-	129,488	TRAD
165051	* NASA-LANGLEY RESEARCH CENTER	GRAY, W.	99,179	3,590	-	-	-	102,769	-	26,720	-	129,489	TRAD
582994	ODU	JOSHI, R.	647	-	-	3,070	-	3,717	-	-	-	3,717	TRAD
751072	NATL INST AEROSPACE ASSOC	JOSHI, R.	(41)	-	-	-	-	(41)	-	(11)	-	(52)	TRAD
782281	JEFFERSON SCIENCE ASSOCIATES	JOSHI, R.	18,937	-	-	-	-	18,937	-	-	-	18,937	TRAD
790941	NORTHROP GRUMMAN	JOSHI, R.	38,190	4,138	-	-	-	42,328	-	21,164	-	63,492	TRAD
353341	* NATL SCIENCE FOUNDATION	LAKDAWALA, V.	9,507	704	-	344	-	10,555	-	4,289	-	14,844	TRAD
260701	AIR FORCE OFFICE SCI RES	LAROUSHI, M.	25,465	7,590	-	-	-	33,055	-	13,883	-	46,938	TRAD
286041	AIR FORCE OFFICE SCI RES	LAROUSHI, M.	15,476	5,601	-	-	-	21,077	-	8,852	-	29,929	TRAD
583022	ODU	LAROUSHI, M.	7,633	264	-	4,553	-	12,450	-	-	-	12,450	TRAD
784801	BOC LIMITED	LAROUSHI, M.	29,446	2,791	2,444	-	-	34,978	-	28,229	-	97,888	TRAD
793461	BOC LIMITED	LAROUSHI, M.	16,984	-	-	15,847	-	32,831	-	16,415	-	49,246	TRAD
776181	MYMIC LLC	LEATHRUM, J.	18,139	-	-	-	-	18,139	-	4,716	-	22,855	TRAD
786961	MYMIC LLC	LEATHRUM, J.	4,068	-	-	-	-	4,068	-	1,058	-	5,126	TRAD
593491	ODU	LI, J.	54,408	-	-	4,507	-	58,915	-	-	-	58,915	TRAD
784991	* MEDICAL IMAGE ENGINE, LLC	LI, J.	2,147	-	-	89	-	2,236	-	938	-	3,174	TRAD
791351	* QUALITY DENTAL LAB, INC.	LI, J.	2,588	2,574	-	-	-	5,162	-	2,580	-	7,742	TRAD
595631	* ODU	MCKENZIE, F.	4,514	461	-	-	-	4,975	-	-	-	4,975	TRAD
791351	* QUALITY DENTAL LAB, INC.	MCKENZIE, F.	2,958	2,941	-	-	-	5,899	-	2,950	-	8,849	TRAD
793151	* BOEING CO	MELKE, R.	3,231	-	-	-	-	3,231	-	1,615	-	4,846	TRAD
571661	* ODU	MELKE, R.	8,700	65	-	-	-	8,765	-	3,681	-	12,446	TRAD
171521	NASA-LANGLEY RESEARCH CENTER	RAHMAN, Z.	82,864	3,456	-	-	-	86,320	-	36,255	-	122,575	TRAD
775992	* COMPUTER SCIENCE CORP.	RAHMAN, Z.	5,662	-	8,250	-	-	13,912	-	1,472	-	15,384	TRAD
784991	* MEDICAL IMAGE ENGINE, LLC	SHEN, Y.	2,146	-	-	89	-	2,235	-	939	-	3,174	TRAD
786951	* DIAMOND VISIONICS	SHEN, Y.	7,879	-	-	-	-	7,879	-	3,309	-	11,188	TRAD
571661	* ODU	SHEN, Y.	8,700	65	-	-	-	8,765	-	3,681	-	12,446	TRAD
361861	US DEPT OF EDUCATION	SONG, M.	-	(1,693)	-	67,936	-	66,243	-	-	-	66,243	TRAD
365521	NATL SCIENCE FOUNDATION	SONG, M.	45,662	3,753	-	500	-	49,915	-	20,754	-	70,669	TRAD
365522	NATL SCIENCE FOUNDATION	SONG, M.	-	430	-	5,333	-	5,763	-	1,606	-	7,369	TRAD
			752,573	66,365	22,149	182,283	-	1,023,370	-	293,635	-	1,317,005	28.69%

SCHEDULE 4
OLD DOMINION UNIVERSITY RESEARCH FOUNDATION
SPONSORED PROGRAM ACTIVITY BY INDIVIDUAL PROJECT
(MEASURED BY EXPENDITURES INCURRED)
FOR FISCAL YEAR 2009

PROJECT NUMBER	SPONSORING AGENCY	PRINCIPAL INVESTIGATOR / PROJECT DIRECTOR	PROJECT DIRECT COST					PROJECT IDC AND FEES			EFFECTIVE INDIRECT COST RATE	CENTER
			PERSONNEL AND FRINGE BENEFITS	SUPPLIES, CONTRACTUAL, GENERAL, & TRAVEL	EQUIPMENT	SUBCONTRACTS, CONSTRUCTION, OTHER	TOTAL DIRECT COSTS	REIMBURSED INDIRECT COSTS	TOTAL SPECIAL FEES	TOTAL PROJECT COSTS		
Electrical and Computer Engineering - Applied Research Center												
181781	NASA-LANGLEY RESEARCH CENTER	ELSAYED-ALI, H.	3,999	1,567	-	22,290	27,856	-	-	27,856	-	ARC
186331	NASA-LANGLEY RESEARCH CENTER	ELSAYED-ALI, H.	4,924	2,328	-	-	7,252	3,046	-	10,298	-	ARC
192131	NASA-LANGLEY RESEARCH CENTER	ELSAYED-ALI, H.	87,957	-	-	-	87,957	22,869	-	110,826	-	ARC
351783	NATL SCIENCE FOUNDATION	ELSAYED-ALI, H.	24,135	4,158	-	-	28,293	11,883	-	40,176	-	ARC
363414	US DEPT OF ENERGY	ELSAYED-ALI, H.	69,738	5,985	3,677	-	79,400	31,804	-	111,204	-	ARC
383591	NATL SCIENCE FOUNDATION	ELSAYED-ALI, H.	-	82,500	-	-	82,500	-	-	82,500	-	ARC
582351	ODU	ELSAYED-ALI, H.	669	3,893	-	4,492	9,054	-	-	9,054	-	ARC
595261	NORFOLK STATE UNIVERSITY	ELSAYED-ALI, H.	4,524	2,517	-	-	7,041	3,520	-	10,561	-	ARC
734085	NATL INST AEROSPACE ASSOC	ELSAYED-ALI, H.	43,448	3,383	-	-	46,831	12,176	-	59,007	-	ARC
771711	BLACK LABORATORIES, LLC	ELSAYED-ALI, H.	-	-	-	1,419	1,419	596	-	2,015	-	ARC
775081	BLACK LABORATORIES, LLC	ELSAYED-ALI, H.	1,142	43	-	-	1,185	498	-	1,683	-	ARC
784811	MORPHIX TECHNOLOGIES	ELSAYED-ALI, H.	432	-	-	-	1,558	655	-	2,213	-	ARC
794291	MORPHIX TECHNOLOGIES	ELSAYED-ALI, H.	5,079	1,149	-	-	6,228	1,519	-	7,847	-	ARC
795261	JEFFERSON SCIENCE ASSOCIATES	ELSAYED-ALI, H.	9,457	-	-	-	9,457	4,729	-	14,186	-	ARC
383821	NATL SCIENCE FOUNDATION	NAMKOONG, G.	21,139	25,747	-	-	46,886	19,692	-	66,578	-	ARC
775731	CERMET, INC.	NAMKOONG, G.	3,447	-	-	-	3,447	1,448	-	4,895	-	ARC
781301	CERMET, INC.	NAMKOONG, G.	8,677	7,557	-	-	16,234	6,818	-	23,052	-	ARC
792961	CERMET, INC.	NAMKOONG, G.	4,879	1,847	-	-	6,726	3,363	-	10,089	-	ARC
			294,646	60,174	86,177	29,327	470,324	125,216	-	595,540	-	26.62%
Electrical and Computer Engineering - Center for Bioelectrics												
220131	AIR FORCE OFFICE SCI RES	JOSHI, R.	-	-	-	-	-	-	-	-	-	CBE
382011	US PUBLIC HEALTH SERVICE	KOLB, J.	9,322	2,326	218	331	12,197	4,892	-	17,089	-	CBE
582993	ODU	KOLB, J.	2,346	1,336	-	180	3,862	-	-	3,862	-	CBE
750694	CELLUTIONS, INC.	KOLB, J.	16,090	4,619	10,961	6,508	38,178	10,485	-	48,663	-	CBE
750695	CELLUTIONS, INC.	KOLB, J.	9,258	76	-	1,341	10,675	4,484	-	15,159	-	CBE
750696	CELLUTIONS, INC.	KOLB, J.	1,269	1,243	-	-	2,512	1,256	-	3,768	-	CBE
750697	CELLUTIONS, INC.	KOLB, J.	288	365	-	-	653	327	-	980	-	CBE
783241	ETHICON ENDO-SURGERY, INC.	KOLB, J.	13,299	7,946	2,728	1,655	25,628	8,923	-	34,551	-	CBE
220131	AIR FORCE OFFICE SCI RES	SCHOENBACH, K.	-	-	-	-	-	-	-	-	-	CBE
263961	US MARINE CORPS SYSTEMS COMMAN	SCHOENBACH, K.	7,797	4,603	18,157	-	30,557	5,208	-	35,765	-	CBE
382011	US PUBLIC HEALTH SERVICE	SCHOENBACH, K.	9,322	2,326	218	331	12,197	4,892	-	17,089	-	CBE
750692	CELLUTIONS, INC.	SCHOENBACH, K.	1,207	-	-	4,812	6,019	2,527	-	8,546	-	CBE
772461	BREEDEN-ADAMS FOUNDATION	SCHOENBACH, K.	-	-	-	9,836	9,836	-	-	9,836	-	CBE
783241	ETHICON ENDO-SURGERY, INC.	SCHOENBACH, K.	6,649	3,973	1,365	827	12,814	4,461	-	17,275	-	CBE
784591	SMITHFIELD FOODS, INC.	SCHOENBACH, K.	8,979	928	-	-	9,907	4,161	-	14,068	-	CBE
786271	BIOELECTRICS, INC.	SCHOENBACH, K.	21,767	3,193	1,367	-	26,327	10,483	-	36,810	-	CBE
			107,593	32,934	35,014	25,821	201,362	62,099	-	263,461	-	30.84%
Electrical and Computer Engineering - VMASC : Virginia Modeling and Simulation Center												
571571	EASTERN VIRGINIA MED. SCHOOL	MCKENZIE, F.	50,744	3,219	2,565	490	57,018	22,665	-	79,683	-	VMASC
587211	ODU	MEILKE, R.	15,670	2,423	-	3,200	21,293	-	-	21,293	-	VMASC
			66,414	5,642	2,565	3,690	78,311	22,665	-	100,976	-	28.94%

SCHEDULE 4
OLD DOMINION UNIVERSITY RESEARCH FOUNDATION
SPONSORED PROGRAM ACTIVITY BY INDIVIDUAL PROJECT
(MEASURED BY EXPENDITURES INCURRED)
FOR FISCAL YEAR 2009

PROJECT NUMBER	SPONSORING AGENCY	PRINCIPAL INVESTIGATOR / PROJECT DIRECTOR	PROJECT DIRECT COST					PROJECT IDC AND FEES			EFFECTIVE INDIRECT COST RATE	CENTER	
			PERSONNEL AND FRINGE BENEFITS	SUPPLIES, CONTRACTUAL, GENERAL, & TRAVEL	EQUIPMENT	SUBCONTRACTS, CONSTRUCTION, OTHER	TOTAL DIRECT COSTS	REIMBURSED INDIRECT COSTS	TOTAL SPECIAL FEES	TOTAL PROJECT COSTS			
Mechanical Engineering													
373821	* NATL SCIENCE FOUNDATION	BAO, H.	675	-	-	9,193	9,868	-	-	9,868	-	9,868	TRAD
771911	INTELLIGENT AUTOMATION, INC.	BAO, H.	10,216	4,032	-	1,536	15,784	4,103	-	19,887	-	19,887	TRAD
785891	MAERSK LINE LIMITED, INC.	BAO, H.	18,774	-	-	5,145	23,919	5,716	-	29,635	-	29,635	TRAD
785892	MAERSK LINE LIMITED, INC.	BAO, H.	802	-	-	-	802	209	-	1,011	-	1,011	TRAD
575151	ODU	BAWAB, S.	-	-	-	110	110	-	-	110	-	110	TRAD
771071	* MAGNE MOTION, INC	BAWAB, S.	19,975	632	-	-	20,607	8,655	-	29,262	-	29,262	TRAD
775993	* COMPUTER SCIENCE CORP.	BAWAB, S.	24,437	476	-	2,731	27,644	10,652	-	38,296	-	38,296	TRAD
790051	* NATL INST AEROSPACE ASSOC	BAWAB, S.	3,210	1,455	-	-	4,665	2,332	-	6,997	-	6,997	TRAD
353341	* NATL SCIENCE FOUNDATION	CHATURVEDI, S.	57,043	4,226	-	2,062	63,331	25,733	-	89,064	-	89,064	TRAD
562732	VA TECH	DEMUREN, A.	-	307	-	-	307	77	-	384	-	384	TRAD
593501	ODU	DEMUREN, A.	35,146	5,934	11,486	-	52,466	-	-	52,466	-	52,466	TRAD
750611	CATERPILLAR, INC.	DEMUREN, A.	26,617	9,322	4,115	-	40,054	15,094	-	55,148	-	55,148	TRAD
765591	EASTERN VIRGINIA MED. SCHOOL	DEMUREN, A.	3,500	5,728	-	8,090	17,318	-	-	17,318	-	17,318	TRAD
781911	* CDI MARINE	DEMUREN, A.	6,758	3,524	-	67	10,349	4,346	-	14,695	-	14,695	TRAD
383591	* NATL SCIENCE FOUNDATION	ELMUSTAFA, A.	-	-	67,500	-	67,500	-	-	67,500	-	67,500	TRAD
383991	* NATL SCIENCE FOUNDATION	HAO, J.	8,840	8,810	-	-	17,650	7,413	-	25,063	-	25,063	TRAD
385881	* NATL SCIENCE FOUNDATION	HAO, J.	750	-	-	-	750	315	-	1,065	-	1,065	TRAD
373821	* NATL SCIENCE FOUNDATION	HOU, G.	2,025	-	-	27,578	29,603	-	-	29,603	-	29,603	TRAD
764271	* WEBCORE TECHNOLOGIES, INC.	HOU, G.	-	-	-	145	145	61	-	206	-	206	TRAD
775993	* COMPUTER SCIENCE CORP.	HOU, G.	14,662	286	-	1,638	16,586	6,392	-	22,978	-	22,978	TRAD
781901	* CDI MARINE	HOU, G.	15,733	2,578	-	-	18,311	7,690	-	26,001	-	26,001	TRAD
781911	* CDI MARINE	HOU, G.	5,530	2,883	-	54	8,467	3,556	-	12,023	-	12,023	TRAD
764091	PULSAR INFORMATICS, INC.	HUANG, J.	2,312	-	-	-	2,312	971	-	3,283	-	3,283	TRAD
791351	* QUALITY DENTAL LAB, INC.	HUANG, J.	1,849	1,838	-	-	3,687	1,844	-	5,531	-	5,531	TRAD
383891	* NATL SCIENCE FOUNDATION	HUO, G.	3,789	3,776	-	-	7,565	3,177	-	10,742	-	10,742	TRAD
586711	* HAMPTON ROADS PARTNERSHIP	RINGLEB, S.	14,424	581	-	-	15,005	-	-	15,005	-	15,005	TRAD
786781	* ADV ANTI-TERROR TECHNOLOGIES	RINGLEB, S.	14,105	1,436	-	-	15,541	4,041	-	19,582	-	19,582	TRAD
			291,172	57,724	83,101	58,349	490,346	112,377	-	602,723	-	602,723	22.92%
Mechanical Engineering - Applied Research Center													
165351	NASA-LANGLEY RESEARCH CENTER	ELMUSTAFA, A.	-	434	-	330	764	-	-	764	-	764	ARC
186331	* NASA-LANGLEY RESEARCH CENTER	ELMUSTAFA, A.	7,387	3,491	-	-	10,878	4,569	-	15,447	-	15,447	ARC
751073	NATL INST AEROSPACE ASSOC	ELMUSTAFA, A.	21,453	3,915	-	-	25,368	10,655	-	36,023	-	36,023	ARC
751077	NATL INST AEROSPACE ASSOC	ELMUSTAFA, A.	10,670	-	-	-	10,670	4,481	-	15,151	-	15,151	ARC
751078	NATL INST AEROSPACE ASSOC	ELMUSTAFA, A.	17,572	7,402	-	-	24,974	10,489	-	35,463	-	35,463	ARC
764781	MUONS, INC.	ELMUSTAFA, A.	19,855	1,632	-	-	21,487	9,025	-	30,512	-	30,512	ARC
774141	* NATL INST AEROSPACE ASSOC	ELMUSTAFA, A.	2,666	101	-	-	2,767	1,162	-	3,929	-	3,929	ARC
786321	SUMITOMO CORP	ELMUSTAFA, A.	25,223	3,481	-	-	28,704	2,870	-	31,574	-	31,574	ARC
			104,826	20,456	-	330	125,612	43,251	-	168,863	-	168,863	34.43%
Mechanical Engineering - VMASC: Virginia Modeling & Simulation Center													
776091	* CHILDREN HOSPITAL-KING'S DAUGH	BAWAB, S.	-	-	-	2	2	-	-	2	-	2	VMASC
273971	* OFFICE OF NAVAL RESEARCH	RINGLEB, S.	108,884	9,127	-	900	118,911	49,565	-	168,476	-	168,476	VMASC
775993	* COMPUTER SCIENCE CORP.	RINGLEB, S.	4,888	95	-	546	5,529	2,130	-	7,659	-	7,659	VMASC
776091	* CHILDREN HOSPITAL-KING'S DAUGH	RINGLEB, S.	-	-	-	2	2	-	-	2	-	2	VMASC
			113,772	9,222	-	1,450	124,444	51,695	-	176,139	-	176,139	41.54%

SCHEDULE 4

OLD DOMINION UNIVERSITY RESEARCH FOUNDATION
SPONSORED PROGRAM ACTIVITY BY INDIVIDUAL PROJECT
(MEASURED BY EXPENDITURES INCURRED)
FOR FISCAL YEAR 2009

PROJECT NUMBER	SPONSORING AGENCY	PRINCIPAL INVESTIGATOR / PROJECT DIRECTOR	PROJECT DIRECT COST					PROJECT IDC AND FEES				EFFECTIVE INDIRECT COST RATE	CENTER
			PERSONNEL AND FRINGE BENEFITS	SUPPLIES, CONTRACTUAL, GENERAL, & TRAVEL	EQUIPMENT	SUBCONTRACTS, CONSTRUCTION, OTHER	TOTAL DIRECT COSTS	REIMBURSED INDIRECT COSTS	TOTAL SPECIAL FEES	TOTAL PROJECT COSTS			
793791	Engineering Technology * ODU	BONDI, S.	1,556	52	-	-	-	1,608	322	-	1,930	TRAD	
793801	* ODU	BONDI, S.	714	41	-	-	-	755	151	-	906	TRAD	
570201	* VA DEPT MINES, MINERAL & ENERGY	CONSIDINE, C.	-	84	-	6,947	-	7,031	22	-	7,053	TRAD	
774531	* ADVANCED TECHNOLOGY INST	CONSIDINE, C.	4,675	232	-	(147)	-	4,760	1,276	-	6,036	TRAD	
373821	* NATL SCIENCE FOUNDATION	DEAN, A.	2,025	-	-	27,578	-	29,603	-	-	29,603	TRAD	
780811	* ODU	DEAN, A.	-	-	-	-	-	-	-	-	-	TRAD	
570201	* VA DEPT MINES, MINERAL & ENERGY	FLORY, I.	-	166	-	13,895	-	14,061	43	-	14,104	TRAD	
364201	* NATL SCIENCE FOUNDATION	HACKWORTH, J.	3,673	1,114	-	689	-	5,476	2,300	-	7,776	TRAD	
364201	* NATL SCIENCE FOUNDATION	HSIUNG, S.	25,710	7,794	-	4,822	-	38,326	16,097	-	54,423	TRAD	
775992	* COMPUTER SCIENCE CORP.	LAWRENCE, R.	5,834	-	8,500	-	14,334	1,517	-	-	15,851	TRAD	
786261	* SCIENCE SYSTEMS & APPLICATIONS	LAWRENCE, R.	1,146	4,750	-	-	5,896	2,948	-	-	8,844	TRAD	
790051	* NATL INST AEROSPACE ASSOC	LAWRENCE, R.	3,210	1,455	-	-	4,665	2,332	-	-	6,997	TRAD	
790052	* NATL INST AEROSPACE ASSOC	LAWRENCE, R.	12,468	-	-	-	12,468	6,234	-	-	18,702	TRAD	
364201	* NATL SCIENCE FOUNDATION	LAWRENCE, R.	3,673	1,114	-	689	-	5,476	2,300	-	7,776	TRAD	
774531	* ADVANCED TECHNOLOGY INST	LIN, C.	668	33	-	(21)	-	680	182	-	862	TRAD	
781901	* CDI MARINE	LIN, C.	10,488	1,718	-	-	12,206	5,127	-	-	17,333	TRAD	
592881	* PURDUE UNIVERSITY	TOMOVIC, M.	3,161	-	-	-	3,161	1,381	-	-	4,542	TRAD	
384721	* NATL SCIENCE FOUNDATION	VERMA, A.	31,304	23,463	-	11,082	-	65,849	23,003	-	88,852	TRAD	
584711	* ODU	VERMA, A.	37,640	24,225	-	9,647	-	71,512	4,949	-	76,461	TRAD	
774531	* ADVANCED TECHNOLOGY INST	VERMA, A.	8,015	399	-	(253)	-	8,161	2,188	-	10,349	TRAD	
352271	* NATL SCIENCE FOUNDATION	ZHOU, G.	7,545	33	-	-	7,578	3,183	-	-	10,761	TRAD	
			163,505	66,673	8,500	74,928	313,606	75,555	389,161	-	24.09%		
171081	Engineering Technology - Applied Research Center NASA-LANGLEY RESEARCH CENTER	LAWRENCE, R.	17,607	4,981	-	-	22,588	5,873	-	-	28,461	ARC	
176581	* NASA-LANGLEY RESEARCH CENTER	LAWRENCE, R.	14,139	410	-	-	14,549	6,111	-	-	20,660	ARC	
183261	* NASA-LANGLEY RESEARCH CENTER	LAWRENCE, R.	7,789	2,671	4,094	-	14,554	4,394	-	-	18,948	ARC	
786262	* SCIENCE SYSTEMS & APPLICATIONS	LAWRENCE, R.	6,774	5,345	-	-	12,119	6,060	-	-	18,179	ARC	
			46,309	13,407	4,094	-	63,810	22,438	86,248	-	35.16%		

SCHEDULE 4
OLD DOMINION UNIVERSITY RESEARCH FOUNDATION
SPONSORED PROGRAM ACTIVITY BY INDIVIDUAL PROJECT
(MEASURED BY EXPENDITURES INCURRED)

FOR FISCAL YEAR 2009

PROJECT NUMBER	SPONSORING AGENCY	PRINCIPAL INVESTIGATOR / PROJECT DIRECTOR	PROJECT DIRECT COST				PROJECT IDC AND FEES				EFFECTIVE INDIRECT COST RATE	CENTER
			PERSONNEL AND FRINGE BENEFITS	SUPPLIES, CONTRACTUAL, GENERAL, & TRAVEL	EQUIPMENT	SUBCONTRACTS, CONSTRUCTION, OTHER	TOTAL DIRECT COSTS	REIMBURSED INDIRECT COSTS	TOTAL SPECIAL FEES	TOTAL PROJECT COSTS		
290361	Engineering Management	ADAMS, K.	10,480	1,435	-	-	11,915	5,957	-	17,872	-	TRAD
793531	* SPACE AND NAVAL WARFARE SYSTEM	ADAMS, K.	63,066	1,279	-	-	64,345	32,173	-	96,518	-	TRAD
293561	* PLEXUS COMMUNICATIONS GROUP	BOWLING, S.	2,064	22	-	-	2,086	1,043	-	3,129	-	TRAD
781681	* ARMY CORPS/ENGR-NORFOLK	BOWLING, S.	-	-	-	2,107	2,107	1,722	-	3,829	-	TRAD
790942	* MITRE CORPORATION	BOWLING, S.	1,601	-	-	-	1,601	416	-	2,017	-	TRAD
793151	* NORTHROP GRUMMAN	BOWLING, S.	8,077	-	-	-	8,077	4,039	-	12,116	-	TRAD
293561	* BOEING CO	BOWLING, S.	2,064	22	-	-	2,086	1,043	-	3,129	-	TRAD
572071	* ARMY CORPS/ENGR-NORFOLK	DANIELS, C.	1,569	-	-	720	2,289	572	-	2,861	-	TRAD
734091	* VA TECH	GHEORGHE, A.	385	-	-	-	385	162	-	547	-	TRAD
794891	* NATL INST AEROSPACE ASSOC	GHEORGHE, A.	4,420	-	-	17	4,437	1,864	-	6,301	-	TRAD
794892	* REFERENTIA SYSTEMS, INC.	HESTER, P.	1,294	-	-	-	1,294	544	-	1,838	-	TRAD
793151	* REFERENTIA SYSTEMS, INC.	HESTER, P.	12,923	-	-	-	12,923	6,461	-	19,384	-	TRAD
276261	* BOEING CO	KADY, R.	13,749	(873)	-	20,269	33,145	5,408	-	38,553	-	TRAD
290361	* NAVAL RESEARCH LABORATORY	KEATING, C.	1,849	253	-	-	2,102	1,051	-	3,153	-	TRAD
386221	* SPACE AND NAVAL WARFARE SYSTEM	KEATING, C.	107,966	4,781	-	171,994	284,741	52,604	-	337,345	-	TRAD
791681	* US DEPT HOMELAND SECURITY	KEATING, C.	-	-	-	2,107	2,107	1,721	-	3,828	-	TRAD
793531	* MITRE CORPORATION	KEATING, C.	3,319	67	-	-	3,386	1,693	-	5,079	-	TRAD
286010	* PLEXUS COMMUNICATIONS GROUP	KEATING, C.	4,319	1,092	-	-	5,411	1,894	-	7,305	-	TRAD
282831	* NAVY FISC - PHILADELPHIA	LABDAETA, R.	-	-	-	230	230	60	-	290	-	TRAD
293561	* ARMY CORPS/ENGR-NORFOLK	LANDAETA, R.	8,258	88	-	-	8,346	4,173	-	12,519	-	TRAD
590141	* ARMY CORPS/ENGR-NORFOLK	LANDAETA, R.	46,978	-	-	-	46,978	23,489	-	70,467	-	TRAD
293561	* UNIVERSITY OF CENTRAL FLORIDA	LANDAETA, R.	2,064	22	-	-	2,086	1,043	-	3,129	-	TRAD
293561	* ARMY CORPS/ENGR-NORFOLK	PARSONS, V.	2,064	22	-	-	2,086	1,043	-	3,129	-	TRAD
261515	* ARMY CORPS/ENGR-NORFOLK	PAZOS, P.	296	-	-	7,792	8,088	155	-	8,243	-	TRAD
293561	* US MARINE CORPS SYSTEMS COMMAND	PINTO, C.	2,064	22	-	-	2,086	1,043	-	3,129	-	TRAD
790942	* ARMY CORPS/ENGR-NORFOLK	RABADI, G.	3,737	-	-	-	3,737	972	-	4,709	-	TRAD
793151	* NORTHROP GRUMMAN	RABADI, G.	8,077	-	-	-	8,077	4,039	-	12,116	-	TRAD
276261	* BOEING CO	RABADI, G.	14,121	(897)	-	20,817	34,041	5,554	-	39,595	-	TRAD
386221	* NAVAL RESEARCH LABORATORY	SOUSA-POZA, A.	107,967	4,781	-	171,994	284,742	52,604	-	337,346	-	TRAD
282105	* US DEPT HOMELAND SECURITY	SOUSA-POZA, A.	22,905	-	-	-	22,905	9,621	-	32,526	-	TRAD
286010	* NAVY FISC - PHILADELPHIA	TOLK, A.	22,905	-	-	-	22,905	9,621	-	32,526	-	TRAD
750665	* NAVY FISC - PHILADELPHIA	TOLK, A.	4,319	1,093	-	-	5,412	1,894	-	7,306	-	TRAD
784891	* GENERAL DYNAMICS	TOLK, A.	33,289	-	-	-	33,289	16,644	-	49,933	-	TRAD
784892	* REFERENTIA SYSTEMS, INC.	TOLK, A.	5,892	-	-	22	5,914	2,484	-	8,398	-	TRAD
786571	* REFERENTIA SYSTEMS, INC.	TOLK, A.	1,726	-	-	-	1,726	724	-	2,450	-	TRAD
790351	* REFERENTIA SYSTEMS, INC.	TOLK, A.	4,221	-	-	-	4,221	1,773	-	5,994	-	TRAD
751076	* GENERAL DYNAMICS	TOLK, A.	11,911	314	-	-	12,225	6,113	-	18,338	-	TRAD
293561	* TECHNOLOGIES ENGINEERING, INC.	TOLK, A.	24,692	149	-	-	24,841	6,459	-	31,300	-	TRAD
293561	* NATL INST AEROSPACE ASSOC	UNAL, R.	2,064	22	-	-	2,086	1,043	-	3,129	-	TRAD
293561	* ARMY CORPS/ENGR-NORFOLK	WATSON, G.	545,790	13,694	-	398,069	957,553	261,297	-	1,218,850	-	TRAD
												27.29%

SCHEDULE 4
OLD DOMINION UNIVERSITY RESEARCH FOUNDATION
SPONSORED PROGRAM ACTIVITY BY INDIVIDUAL PROJECT
(MEASURED BY EXPENDITURES INCURRED)
FOR FISCAL YEAR 2009

PROJECT NUMBER	SPONSORING AGENCY	PRINCIPAL INVESTIGATOR / PROJECT DIRECTOR	PROJECT DIRECT COST				PROJECT IDC AND FEES				EFFECTIVE INDIRECT COST RATE	CENTER		
			PERSONNEL AND FRINGE BENEFITS	SUPPLIES, CONTRACTUAL, GENERAL, & TRAVEL	EQUIPMENT	SUBCONTRACTS, CONSTRUCTION, OTHER	TOTAL DIRECT COSTS	REIMBURSED INDIRECT COSTS	TOTAL SPECIAL FEES	TOTAL PROJECT COSTS				
Engineering Management - VMASC : Virginia Modeling and Simulation Center														
282105	* NAVY FISC - PHILADELPHIA	D'ALLO, S.	11,453	-	-	-	-	11,453	4,810	-	-	16,263	VMASC	
200508	US JOINT FORCES COMMAND	MCGINNIS, M.	23,076	4,593	-	-	-	27,669	750	-	-	28,419	VMASC	
200513	US JOINT FORCES COMMAND	MCGINNIS, M.	39,967	-	-	-	-	39,967	2,400	-	-	42,367	VMASC	
200514	US JOINT FORCES COMMAND	MCGINNIS, M.	66,917	7,537	-	-	-	74,454	2,855	-	-	77,309	VMASC	
200515	US JOINT FORCES COMMAND	MCGINNIS, M.	58,624	-	-	-	-	58,624	3,068	-	-	61,692	VMASC	
201132	COMMANDER OP TEST & EVAL FORCE	MCGINNIS, M.	32,937	-	-	-	-	32,937	-	-	-	32,937	VMASC	
201134	COMMANDER OP TEST & EVAL FORCE	MCGINNIS, M.	62,866	-	-	-	-	62,866	-	-	-	62,866	VMASC	
238023	NAVY FISC - PHILADELPHIA	MCGINNIS, M.	-	9,783	-	-	-	9,783	(5,802)	-	-	3,981	VMASC	
238024	NAVY FISC - PHILADELPHIA	MCGINNIS, M.	-	28,051	-	-	-	28,051	7,293	-	-	35,344	VMASC	
238025	NAVY FISC - PHILADELPHIA	MCGINNIS, M.	-	30,299	-	-	-	30,299	7,878	-	-	38,177	VMASC	
238026	* NAVY FISC - PHILADELPHIA	MCGINNIS, M.	4,646	-	-	-	-	4,646	1,952	-	-	6,598	VMASC	
271141	US JOINT FORCES COMMAND	MCGINNIS, M.	59,032	-	-	-	-	59,032	1,742	-	-	60,774	VMASC	
283671	NAVY FISC - SAN DIEGO	MCGINNIS, M.	14,220	-	-	-	258,592	272,812	5,972	-	-	278,784	VMASC	
285711	MODELING & SIMULATION CO OFF	MCGINNIS, M.	37,191	-	-	-	-	37,191	1,116	-	-	38,307	VMASC	
291751	NAVY FISC - PHILADELPHIA	MCGINNIS, M.	-	8,958	-	-	-	8,958	3,135	-	-	12,093	VMASC	
590991	CRATER PLANNING DISTRICT COMM	MCGINNIS, M.	33,420	1,118	-	-	-	34,538	8,980	-	-	43,518	VMASC	
761751	NORTHROP GRUMMAN	MCGINNIS, M.	-	-	-	-	2,045	2,045	205	-	-	2,250	VMASC	
780041	* MYMIC LLC	MCGINNIS, M.	11,089	3,355	-	-	-	14,444	4,200	-	-	18,644	VMASC	
782601	CTR FOR PUBLIC PRIVATE PSHIP	MCGINNIS, M.	61,080	17,911	-	-	-	78,991	33,176	-	-	112,167	VMASC	
785491	ALION SCIENCE & TECHNOLOGY COR	MCGINNIS, M.	69,427	-	-	-	-	69,427	18,051	-	-	87,478	VMASC	
785493	ALION SCIENCE & TECHNOLOGY COR	MCGINNIS, M.	51,232	-	-	-	-	51,232	13,320	-	-	64,552	VMASC	
791451	SANDIA NATIONAL LABORATORIES	MCGINNIS, M.	13,689	12,424	-	-	-	26,113	13,056	-	-	39,169	VMASC	
276261	* NAVAL RESEARCH LABORATORY	SOUSA-POZA, A.	9,290	(590)	-	-	-	22,395	3,654	-	-	26,049	VMASC	
238022	NAVY FISC - PHILADELPHIA	TOLK, A.	-	145	-	-	-	145	61	-	-	206	VMASC	
238026	* NAVY FISC - PHILADELPHIA	TOLK, A.	1,549	-	-	-	-	1,549	650	-	-	2,199	VMASC	
282105	* NAVY FISC - PHILADELPHIA	TOLK, A.	11,453	-	-	-	-	11,453	4,810	-	-	16,263	VMASC	
282202	NAVY FISC - PHILADELPHIA	TOLK, A.	32,445	1,327	-	-	-	33,772	14,184	-	-	47,956	VMASC	
282302	NAVY FISC - PHILADELPHIA	TOLK, A.	64,958	-	-	-	-	64,958	27,282	-	-	92,240	VMASC	
286010	* NAVY FISC - PHILADELPHIA	TOLK, A.	8,636	2,185	-	-	-	10,821	3,788	-	-	14,609	VMASC	
380021	NORTH ATLANTIC TREATY ORGANIS	TOLK, A.	589	50	-	-	1,123	1,173	494	-	-	1,667	VMASC	
382531	NORTH ATLANTIC TREATY ORGANIS	TOLK, A.	11,911	25	-	-	-	614	258	-	-	872	VMASC	
790351	* TECHNOLOGIES ENGINEERING, INC.	TOLK, A.	791,697	127,485	-	-	275,455	1,194,637	189,450	-	-	1,384,087	VMASC	
													15.86%	

SCHEDULE 4

OLD DOMINION UNIVERSITY RESEARCH FOUNDATION
SPONSORED PROGRAM ACTIVITY BY INDIVIDUAL PROJECT
(MEASURED BY EXPENDITURES INCURRED)
FOR FISCAL YEAR 2009

PROJECT NUMBER	SPONSORING AGENCY	PRINCIPAL INVESTIGATOR / PROJECT DIRECTOR	PROJECT DIRECT COST				PROJECT IDC AND FEES			EFFECTIVE INDIRECT COST RATE	CENTER	
			PERSONNEL AND FRINGE BENEFITS	SUPPLIES, CONTRACTUAL, GENERAL, & TRAVEL	EQUIPMENT	SUBCONTRACTS, CONSTRUCTION, OTHER	TOTAL DIRECT COSTS	REIMBURSED INDIRECT COSTS	TOTAL SPECIAL FEES			TOTAL PROJECT COSTS
774821	Virginia Applied Technology and Professional Development Center	CORY, M.	-	-	-	-	-	-	-	-	15,875	VATPDC
774831	BAUER COMPRESSORS INC	CORY, M.	-	-	-	-	-	-	-	-	2,500	VATPDC
775911	CITY OF NORFOLK	CORY, M.	-	-	-	-	-	-	-	-	18,500	VATPDC
781661	BAE SYSTEMS	CORY, M.	-	-	-	-	-	-	-	-	2,500	VATPDC
781671	DAVIS INTERIORS	CORY, M.	-	-	-	-	-	-	-	-	4,500	VATPDC
781701	CITY OF NORFOLK	CORY, M.	-	-	-	-	-	-	-	-	17,850	VATPDC
781711	RIGGINS COMPANY	CORY, M.	-	-	-	-	-	-	-	-	36,350	VATPDC
781741	LIEBHERR MINING EQUIPMENT CO.	CORY, M.	-	-	-	-	-	-	-	-	15,900	VATPDC
784241	L 3 COMMUNICATIONS	CORY, M.	-	-	-	-	-	-	-	-	16,000	VATPDC
785961	BAE SYSTEMS	CORY, M.	-	-	-	-	-	-	-	-	14,800	VATPDC
792481	SUMITOMO CORP	CORY, M.	-	-	-	-	-	-	-	-	3,938	VATPDC
786661	* CONFORMA LABORATORIES, INC.	DEMOS, S.	158	-	-	-	-	158	41	3,739	3,938	VATPDC
786671	* MIDATLANTIC TRADE ADJ ASST CTR	DEMOS, S.	158	-	-	-	-	158	41	3,739	3,938	VATPDC
786681	* CONFORMA LABORATORIES, INC.	DIGGS, E.	314	-	-	-	-	314	82	7,478	7,874	VATPDC
786671	* MIDATLANTIC TRADE ADJ ASST CTR	DIGGS, E.	314	-	-	-	-	314	82	7,478	7,874	VATPDC
534802	SELF DEFENSE TECHNOLOGIES	LAPLACA, J.	-	-	-	-	-	-	(64)	4,450	4,386	VATPDC
534812	KEVIN BARKLAGE	LAPLACA, J.	-	1,280	-	-	-	1,280	538	600	2,418	VATPDC
534826	HERMES ABRASIVES, LTD	LAPLACA, J.	-	-	-	150	-	150	63	1,412	1,625	VATPDC
534896	DAVIES DESIGN, LLC	LAPLACA, J.	-	-	-	109	-	109	46	600	755	VATPDC
794121	NORVA PLASTICS, INC	LEWIS, W.	1,467	-	-	-	-	1,467	733	-	2,200	VATPDC
794129	CITY OF NORFOLK	LEWIS, W.	1,192	3,180	-	-	-	4,372	-	-	4,372	VATPDC
534832	IBRO TECH, INC.	ROBERTSON, J.	-	999	-	1	-	1,000	420	-	1,420	VATPDC
534898	AMADAS INDUSTRIES	ROBERTSON, J.	-	-	-	5	-	5	-	-	5	VATPDC
570201	* VA DEPT MINES, MINERAL & ENERGY	ROBERTSON, J.	-	84	-	6,947	-	7,031	22	-	7,053	VATPDC
780811	ODU	ROBERTSON, J.	-	-	-	18,875	-	18,875	5,520	-	24,395	TRAD
781971	VA DEPT MINES, MINERAL & ENERGY	ROBERTSON, J.	-	4,836	-	-	-	4,836	4,980	4,154	28,288	VATPDC
790651	EASTERN VIRGINIA MED. SCHOOL	ROBERTSON, J.	-	-	-	1,300	-	1,300	-	-	1,300	VATPDC
791261	A. L. PHILPOTT MANUFACTURING	ROBERTSON, J.	14,318	-	-	-	-	14,318	-	-	133,838	VATPDC
781731	LIEBHERR MINING EQUIPMENT CO.	SEARCY, C.	133,838	-	-	-	-	133,838	-	-	133,838	VATPDC
786661	* CONFORMA LABORATORIES, INC.	SEARCY, C.	158	-	-	-	-	158	41	3,739	23,750	VATPDC
786671	* MIDATLANTIC TRADE ADJ ASST CTR	SEARCY, C.	158	-	-	-	-	158	41	3,739	23,750	VATPDC
			152,075	10,379	-	27,387	-	189,841	16,681	205,558	412,080	VATPDC
												117.07%

SCHEDULE 4

OLD DOMINION UNIVERSITY RESEARCH FOUNDATION
SPONSORED PROGRAM ACTIVITY BY INDIVIDUAL PROJECT
(MEASURED BY EXPENDITURES INCURRED)
FOR FISCAL YEAR 2009

PROJECT NUMBER	SPONSORING AGENCY	PRINCIPAL INVESTIGATOR / PROJECT DIRECTOR	PROJECT DIRECT COST				PROJECT IDC AND FEES				EFFECTIVE INDIRECT COST RATE	CENTER		
			PERSONNEL AND FRINGE BENEFITS	SUPPLIES, CONTRACTUAL, GENERAL, & TRAVEL	EQUIPMENT	SUBCONTRACTS, CONSTRUCTION, OTHER	TOTAL DIRECT COSTS	REIMBURSED INDIRECT COSTS	TOTAL SPECIAL FEES	TOTAL PROJECT COSTS				
Aerospace Engineering														
565411	ODU	ALBERTS, T.	78,205	21,125	-	-	99,330	-	-	99,330	-	-	99,330	TRAD
771071	* MAGNE MOTION, INC	ALBERTS, T.	81,563	2,580	-	-	84,143	35,341	-	119,484	-	-	119,484	TRAD
792271	ADAPTIVE AEROSPACE GROUP	ALBERTS, T.	7,078	-	-	-	7,078	1,840	-	8,918	-	-	8,918	TRAD
154081	NASA-GODDARD SPACEFLIGHT CNTR	ASH, R.	-	832	-	-	832	42	-	874	-	-	874	TRAD
593481	* ODU	BESKOK, A.	17,607	3,581	640	-	21,828	-	-	21,828	-	-	21,828	TRAD
387022	NATL SCIENCE FOUNDATION	BESKOK, A.	24,603	1,440	-	-	26,043	10,938	-	36,981	-	-	36,981	TRAD
575611	TEXAS A & M UNIVERSITY	BESKOK, A.	15,135	8,277	-	-	23,412	9,833	-	33,245	-	-	33,245	TRAD
582991	ODU	BESKOK, A.	1,676	-	-	184	1,860	-	-	1,860	-	-	1,860	TRAD
771071	* MAGNE MOTION, INC	BRITCHER, C.	24,969	790	-	-	25,759	10,819	-	36,578	-	-	36,578	TRAD
771461	INST FOR ADV LEARNING & RESEAR	BRITCHER, C.	99,477	122,811	138,140	-	360,428	-	-	360,428	-	-	360,428	TRAD
784682	NATL INST AEROSPACE ASSOC	BRITCHER, C.	29,603	445	9,818	-	39,866	7,813	-	47,679	-	-	47,679	TRAD
591861	GEORGE MASON UNIVERSITY	CREEDON, J.	27,334	1,910	-	-	29,244	14,622	-	43,866	-	-	43,866	TRAD
734090	NATL INST AEROSPACE ASSOC	CREEDON, J.	45,614	6,955	-	-	52,569	22,079	-	74,648	-	-	74,648	TRAD
734091	* NATL INST AEROSPACE ASSOC	CREEDON, J.	396	-	-	-	396	166	-	562	-	-	562	TRAD
770311	* LMI	CREEDON, J.	-	-	-	-	-	-	-	-	-	-	-	TRAD
771071	* MAGNE MOTION, INC	CREEDON, J.	33,291	1,053	-	-	34,344	14,425	-	48,769	-	-	48,769	TRAD
784683	* NATL INST AEROSPACE ASSOC	CREEDON, J.	70,165	1,669	-	-	71,834	35,917	-	107,751	-	-	107,751	TRAD
775990	COMPUTER SCIENCE CORP.	EIDSON, T.	(1,622)	-	-	-	(1,622)	-	-	(1,622)	-	-	(1,622)	TRAD
150261	NASA-LANGLEY RESEARCH CENTER	KANDIL, O.	-	(641)	-	-	(641)	(167)	-	(808)	-	-	(808)	TRAD
734093	NATL INST AEROSPACE ASSOC	LANDMAN, D.	6,591	-	-	-	6,591	1,714	-	8,305	-	-	8,305	TRAD
184631	NASA-LANGLEY RESEARCH CENTER	LANDMAN, D.	2,350	877	-	28,523	31,750	-	-	31,750	-	-	31,750	TRAD
271391	NAVAL AIR SYSTEMS COMMAND	LANDMAN, D.	-	-	-	165	165	69	-	234	-	-	234	TRAD
734088	NATL INST AEROSPACE ASSOC	LANDMAN, D.	6,806	-	-	-	6,806	1,770	-	8,576	-	-	8,576	TRAD
784684	NATL INST AEROSPACE ASSOC	LANDMAN, D.	18,679	-	-	-	18,679	4,857	-	23,536	-	-	23,536	TRAD
764271	* WEBCORE TECHNOLOGIES, INC.	MEI, C.	-	-	-	145	145	61	-	206	-	-	206	TRAD
373821	* NATL SCIENCE FOUNDATION	NEWMAN, B.	675	-	-	9,193	9,868	-	-	9,868	-	-	9,868	TRAD
734091	* NATL INST AEROSPACE ASSOC	NEWMAN, B.	385	-	-	-	385	162	-	547	-	-	547	TRAD
781871	UNISYS CORP	NEWMAN, B.	8,178	-	-	-	8,178	2,126	-	10,304	-	-	10,304	TRAD
593481	* ODU	QIAN, S.	18,142	3,688	658	-	22,488	-	-	22,488	-	-	22,488	TRAD
			616,900	177,392	149,256	38,210	981,758	174,427	-	1,156,185	-	-	1,156,185	
Center for Advanced Engineering Environments														
751075	NATL INST AEROSPACE ASSOC	NOOR, A.	158	-	-	-	158	66	-	224	-	-	224	CAEE
			158	-	-	-	158	66	-	224	-	-	224	41.77%

SCHEDULE 4

OLD DOMINION UNIVERSITY RESEARCH FOUNDATION
SPONSORED PROGRAM ACTIVITY BY INDIVIDUAL PROJECT
(MEASURED BY EXPENDITURES INCURRED)
FOR FISCAL YEAR 2009

PROJECT NUMBER	SPONSORING AGENCY	PRINCIPAL INVESTIGATOR / PROJECT DIRECTOR	PROJECT DIRECT COST				PROJECT IDC AND FEES				EFFECTIVE INDIRECT COST RATE	CENTER	
			PERSONNEL AND FRINGE BENEFITS	SUPPLIES, CONTRACTUAL, GENERAL, & TRAVEL	EQUIPMENT	SUBCONTRACTS, CONSTRUCTION, OTHER	TOTAL DIRECT COSTS	REIMBURSED INDIRECT COSTS	TOTAL SPECIAL FEES	TOTAL PROJECT COSTS			
140357	NASA-GODDARD SPACEFLIGHT CNTR	REED, B.	16,770	278	-	84,573	101,621	7,057	-	108,678	-	0.71%	VCSFA
140358	NASA-GODDARD SPACEFLIGHT CNTR	REED, B.	-	-	-	1	1	1	-	2	-	-	VCSFA
140360	NASA-GODDARD SPACEFLIGHT CNTR	REED, B.	-	-	-	-	-	8,636	-	44,025	-	-	VCSFA
140361	NASA-GODDARD SPACEFLIGHT CNTR	REED, B.	13,645	-	-	21,744	35,389	147	-	149	-	-	VCSFA
140362	NASA-GODDARD SPACEFLIGHT CNTR	REED, B.	26,812	11,316	-	1,746	39,874	11,827	-	51,701	-	-	VCSFA
140366	NASA-GODDARD SPACEFLIGHT CNTR	REED, B.	3,260	193,564	-	44,386	241,210	1,656	-	242,866	-	-	VCSFA
140367	NASA-GODDARD SPACEFLIGHT CNTR	REED, B.	2,488	19,455	-	142,933	164,876	2,018	-	166,894	-	-	VCSFA
140368	NASA-GODDARD SPACEFLIGHT CNTR	REED, B.	1,056	-	-	300	1,356	444	-	1,800	-	-	VCSFA
140369	NASA-GODDARD SPACEFLIGHT CNTR	REED, B.	6,723	-	-	6,723	6,723	2,824	-	9,547	-	-	VCSFA
140370	NASA-GODDARD SPACEFLIGHT CNTR	REED, B.	4,234	-	-	66,229	70,463	1,778	-	72,241	-	-	VCSFA
140372	NASA-GODDARD SPACEFLIGHT CNTR	REED, B.	182,907	-	-	-	182,907	10,974	-	193,881	-	-	VCSFA
181961	NASA-OTHER INSTALLATIONS	REED, B.	361,261	76,993	-	25,441	463,695	-	-	463,695	-	-	VCSFA
502001	VA GENERAL ASSEMBLY	REED, B.	-	5,864	-	1,543,597	1,549,461	-	-	1,549,461	-	-	VCSFA
502002	VA GENERAL ASSEMBLY	REED, B.	-	12,915	-	271,031	283,946	-	-	283,946	-	-	VCSFA
502003	VA GENERAL ASSEMBLY	REED, B.	-	1,228	-	2,220,337	2,221,565	-	-	2,221,565	-	-	VCSFA
502004	VA GENERAL ASSEMBLY	REED, B.	-	-	-	1,578	1,578	-	-	1,578	-	-	VCSFA
502005	VA GENERAL ASSEMBLY	REED, B.	-	-	-	910,312	910,312	-	-	910,312	-	-	VCSFA
502006	VA GENERAL ASSEMBLY	REED, B.	-	5,768	-	150,000	155,768	-	-	155,768	-	-	VCSFA
502007	VA GENERAL ASSEMBLY	REED, B.	-	-	-	180,000	180,000	-	-	180,000	-	-	VCSFA
503001	ORBITAL SCIENCE CORP	REED, B.	2,956	2,162	-	-	5,118	-	-	5,118	-	-	VCSFA
571681	VA GENERAL ASSEMBLY	REED, B.	51,512	47,603	-	199	99,115	-	-	99,115	-	-	VCSFA
571682	VA GENERAL ASSEMBLY	REED, B.	-	-	-	199	199	11	-	210	-	-	VCSFA
786291	ALLIANT TECHSYSTEMS, INC.	REED, B.	673,624	377,146	-	5,664,409	6,715,179	47,373	-	6,762,552	-	-	VCSFA
Virginia Space Flight Academy													
711202	PRIVATE SPONSORS	WOODHAMS, W.	-	44,057	-	-	44,057	-	-	44,057	-	-	VSFAI
711208	PRIVATE SPONSORS	WOODHAMS, W.	45	54,508	-	-	54,553	-	-	54,553	-	-	VSFAI
711210	PRIVATE SPONSORS	WOODHAMS, W.	-	22,861	-	-	22,861	-	-	22,861	-	-	VSFAI
Mid-Atlantic Institute for Space and Technology													
187161	NASA-GODDARD SPACEFLIGHT CNTR	WOODHAMS, W.	31,634	-	-	164,595	196,229	-	-	196,229	-	-	MIST
392431	US DEPT OF COMMERCE	WOODHAMS, W.	1,000	-	-	195,785	196,785	-	-	196,785	-	-	MIST
586901	WORCESTER COUNTY, MD	WOODHAMS, W.	117,362	-	-	46,434	163,796	5,450	-	169,246	-	-	MIST
592451	MD DEPT BUSINESS ECON DEV	WOODHAMS, W.	-	-	-	192,000	192,000	-	-	192,000	-	-	MIST
595181	WORCESTER COUNTY, MD	WOODHAMS, W.	7,619	35,970	-	598,814	792,399	5,450	-	797,849	-	-	MIST
TOTAL ENGINEERING			\$ 5,197,497	\$ 1,229,942	\$ 401,273	\$ 7,565,727	\$ 14,394,439	\$ 1,612,781	\$ 205,558	\$ 16,212,778	\$ 12.63%		

SCHEDULE 4
OLD DOMINION UNIVERSITY RESEARCH FOUNDATION
SPONSORED PROGRAM ACTIVITY BY INDIVIDUAL PROJECT
(MEASURED BY EXPENDITURES INCURRED)
FOR FISCAL YEAR 2009

PROJECT NUMBER	SPONSORING AGENCY	PRINCIPAL INVESTIGATOR / PROJECT DIRECTOR	PROJECT DIRECT COST					PROJECT IDC AND FEES			EFFECTIVE INDIRECT COST RATE	CENTER
			PERSONNEL AND FRINGE BENEFITS	SUPPLIES, CONTRACTUAL, GENERAL, & TRAVEL	EQUIPMENT	SUBCONTRACTS, CONSTRUCTION, OTHER	TOTAL DIRECT COSTS	REIMBURSED INDIRECT COSTS	TOTAL SPECIAL FEES	TOTAL PROJECT COSTS		
HEALTH SCIENCES												
Dean's Office												
751101	CENTENE CORPORATION	BALAS, A.	-	-	-	19,504	19,504	5,070	-	24,574	-	TRAD
755483	MAYO CLINIC COLLEGE OF MEDICIN	BALAS, A.	11,467	-	-	-	11,467	4,816	-	16,283	-	TRAD
770402	MAYO CLINIC COLLEGE OF MEDICIN	BALAS, A.	13,357	221	-	-	13,578	5,703	-	19,281	-	TRAD
			24,824	221	-	19,504	44,549	15,589	-	60,138	-	34.99%
Community & Environmental Health												
383161	* US PUBLIC HEALTH SERVICE	GAFF, H.	42,151	2,559	-	-	44,710	3,577	-	48,287	-	TRAD
580551	UNIVERSITY OF MARYLAND	GAFF, H.	36,688	-	-	-	36,688	15,409	-	52,097	-	TRAD
586361	* ODU	GAFF, H.	6,686	-	-	4	6,690	-	-	6,690	-	TRAD
586731	* BALTIMORE RESEARCH & EDU FND	GAFF, H.	3,165	315	-	1,018	4,498	-	-	4,498	-	TRAD
596271	* ODU	GAFF, H.	1,163	2,111	3,128	-	6,402	-	-	6,402	-	TRAD
782961	* MARYMOUNT UNIVERSITY	GAFF, H.	587	-	-	-	587	246	-	833	-	TRAD
770861	* SENTRA HOSPITALS	HOUSEMAN, C.	300	-	-	546	846	220	-	1,066	-	TRAD
783951	JEFFRESS RESEARCH GRANTS PGM.	JENG, H.	5,618	13,464	-	-	19,082	-	-	19,082	-	TRAD
365571	* US DEPT HLTH/HUMAN SERV	NEFF, J.	253	(20)	-	-	233	-	-	233	-	TRAD
370651	US PUBLIC HEALTH SERVICE	ZHANG, Q.	20,922	3,621	-	36,355	60,898	20,808	-	81,706	-	TRAD
			117,533	22,050	3,128	37,923	180,634	40,260	-	220,894	-	22.29%
Community & Environmental Health - VMASC: Virginia Modeling & Simulation Center												
383161	* US PUBLIC HEALTH SERVICE	GAFF, H.	42,150	2,560	-	-	44,710	3,577	-	48,287	-	VMASC
384341	U.S. DEPARTMENT VETERANS AFFAIR	GAFF, H.	10,549	-	-	-	10,549	4,430	-	14,979	-	VMASC
			52,699	2,560	-	-	55,259	8,007	-	63,266	-	14.49%
Dental Hygiene												
583021	ODU	MCCOMBS, G.	161	5,660	-	3,038	8,859	-	-	8,859	-	TRAD
584741	VA DEPARTMENT OF HEALTH	MCCOMBS, G.	10,684	-	-	-	10,684	641	-	11,325	-	TRAD
585821	PROCTER AND GAMBLE	MCCOMBS, G.	-	-	-	8,925	8,925	1,902	-	10,827	-	TRAD
784821	* DENTSPLY INTERNATIONAL, INC	MCCOMBS, G.	10,675	-	-	-	10,675	2,668	-	13,343	-	TRAD
785361	PROCTER AND GAMBLE	MCCOMBS, G.	19,302	944	-	17,382	37,628	7,354	-	44,982	-	TRAD
784821	* DENTSPLY INTERNATIONAL, INC	TOLLE, L.	1,334	-	-	-	1,334	334	-	1,668	-	TRAD
			42,156	6,604	-	29,345	78,105	12,899	-	91,004	-	16.51%

SCHEDULE 4

OLD DOMINION UNIVERSITY RESEARCH FOUNDATION
SPONSORED PROGRAM ACTIVITY BY INDIVIDUAL PROJECT
(MEASURED BY EXPENDITURES INCURRED)

FOR FISCAL YEAR 2009

PROJECT NUMBER	SPONSORING AGENCY	PRINCIPAL INVESTIGATOR / PROJECT DIRECTOR	PROJECT DIRECT COST				PROJECT IDC AND FEES				EFFECTIVE INDIRECT COST RATE	CENTER		
			PERSONNEL AND FRINGE BENEFITS	SUPPLIES, CONTRACTUAL, GENERAL, & TRAVEL	EQUIPMENT	SUBCONTRACTS, CONSTRUCTION, OTHER	TOTAL DIRECT COSTS	REIMBURSED INDIRECT COSTS	TOTAL SPECIAL FEES	TOTAL PROJECT COSTS				
Nursing														
382471	US DEPT HLTH/HUMAN SERV	ADAMS-TUFTS, K.	8,080	1,025	-	-	9,105	728	-	9,833	-	-	9,833	TRAD
772061	KAISER FOUNDATION HEALTH PLAN	ADAMS-TUFTS, K.	20,777	3,029	-	10,251	34,057	3,406	-	37,463	-	-	37,463	TRAD
362061	US DEPT HLTH/HUMAN SERV	BARHAM, P.	15,217	2,304	-	1,775	19,296	1,549	-	20,845	-	-	20,845	TRAD
362061	US DEPT HLTH/HUMAN SERV	BENJAMIN, P.	76,088	11,519	-	8,873	96,480	7,748	-	104,228	-	-	104,228	TRAD
382471	US DEPT HLTH/HUMAN SERV	CLEMENTE, R.	8,080	1,025	-	-	9,105	728	-	9,833	-	-	9,833	TRAD
586361	ODU	CURRY-LORENCO, K.	3,343	-	-	2	3,345	-	-	3,345	-	-	3,345	TRAD
586731	BALTIMORE RESEARCH & EDU FND	CURRY-LORENCO, K.	1,583	157	-	510	2,250	-	-	2,250	-	-	2,250	TRAD
362061	US DEPT HLTH/HUMAN SERV	EATON, P.	15,217	2,304	-	1,775	19,296	1,549	-	20,845	-	-	20,845	TRAD
382471	US DEPT HLTH/HUMAN SERV	GARZON, L.	64,640	8,195	-	-	72,835	5,827	-	78,662	-	-	78,662	TRAD
586701	ODU	GARZON, L.	-	-	-	73,808	73,808	-	-	73,808	-	-	73,808	TRAD
382471	US DEPT HLTH/HUMAN SERV	KARLOWICZ, K.	8,080	1,025	-	-	9,105	728	-	9,833	-	-	9,833	TRAD
574911	SOCIETY OF UROLOGIC NURSES	KARLOWICZ, K.	6,230	1,710	-	3,862	11,802	-	-	11,802	-	-	11,802	TRAD
362061	US DEPT HLTH/HUMAN SERV	PALMER, K.	15,217	2,304	-	1,775	19,296	1,549	-	20,845	-	-	20,845	TRAD
362061	US DEPT HLTH/HUMAN SERV	RUTLEDGE, C.	15,217	2,304	-	1,775	19,296	1,549	-	20,845	-	-	20,845	TRAD
382471	US DEPT HLTH/HUMAN SERV	RUTLEDGE, C.	72,720	9,220	-	-	81,940	6,556	-	88,496	-	-	88,496	TRAD
362061	US DEPT HLTH/HUMAN SERV	WILES, L.	15,217	2,304	-	1,775	19,296	1,549	-	20,845	-	-	20,845	TRAD
586361	ODU	WILES, L.	3,343	-	-	2	3,345	-	-	3,345	-	-	3,345	TRAD
586731	BALTIMORE RESEARCH & EDU FND	WILES, L.	1,583	157	-	510	2,250	-	-	2,250	-	-	2,250	TRAD
			360,632	48,582	-	106,693	505,907	33,466	-	539,373	-	-	539,373	6.62%
Medical Laboratory and Radiation Sciences														
774871	CLAREMONT GRADUATE UNIVERSITY	DE LEO, G.	4,140	8,914	-	5,321	18,375	-	-	18,375	-	-	18,375	TRAD
772461	BREEDEN-ADAMS FOUNDATION	PEFFLEY, D.	-	-	-	1,093	1,093	-	-	1,093	-	-	1,093	TRAD
			4,140	8,914	-	6,414	19,468	-	-	19,468	-	-	19,468	0.00%
Medical Laboratory and Radiation Sciences - Center for Bioblectrics														
391061	US PUBLIC HEALTH SERVICE	HELLER, R.	55,103	47,373	-	-	102,476	51,238	-	153,714	-	-	153,714	CBE
391071	US PUBLIC HEALTH SERVICE	HELLER, R.	56,712	5,650	-	-	62,362	31,131	-	93,493	-	-	93,493	CBE
391091	US PUBLIC HEALTH SERVICE	HELLER, R.	49,642	7,494	-	-	57,136	28,568	-	85,704	-	-	85,704	CBE
583241	UNIV OF SOUTH FLORIDA	HELLER, R.	35,230	22,342	47,140	5,976	110,688	28,786	-	139,474	-	-	139,474	CBE
			196,687	82,759	47,140	5,976	332,562	139,723	-	472,285	-	-	472,285	42.01%
Medical Laboratory and Radiation Sciences - VMASC : Virginia Modeling and Simulation Center														
585041	ST. LOUIS UNIVERSITY	DE LEO, G.	3,711	1,135	-	-	4,846	-	-	4,846	-	-	4,846	VMASC
585131	VIRGINIA COMMONWEALTH UNIV.	DE LEO, G.	8,722	566	-	-	9,288	-	-	9,288	-	-	9,288	VMASC
780041	MYMIC LLC	DE LEO, G.	3,696	1,118	-	-	4,814	1,400	-	6,214	-	-	6,214	VMASC
785591	CLAREMONT GRADUATE UNIVERSITY	DE LEO, G.	9,504	3,428	-	7,045	19,977	-	-	19,977	-	-	19,977	VMASC
			25,633	6,247	-	7,045	38,925	1,400	-	40,325	-	-	40,325	3.60%
Physical Therapy														
365571	US DEPT HLTH/HUMAN SERV	GRISSETTI, G.	2,275	(180)	-	-	2,095	-	-	2,095	-	-	2,095	TRAD
584171	ODU	MORRISON, S.	17,525	-	-	46,875	64,400	-	-	64,400	-	-	64,400	TRAD
783601	AMERICAN DIABETES ASSOCIATION	MORRISON, S.	13,433	389	-	14,544	28,366	2,515	-	30,881	-	-	30,881	TRAD
572371	ODU	WALKER, M.	-	-	-	3,978	3,978	-	-	3,978	-	-	3,978	TRAD
784821	DENTSPLY INTERNATIONAL, INC	WALKER, M.	1,334	-	-	1,334	334	-	-	1,668	-	-	1,668	TRAD
			34,567	209	-	65,397	100,173	2,849	-	103,022	-	-	103,022	2.84%
TOTAL HEALTH SCIENCES			\$ 848,871	\$ 178,146	\$ 50,268	\$ 278,297	\$ 1,355,582	\$ 254,193	\$	\$ 1,609,775	\$	\$	\$ 1,609,775	18.75%

SCHEDULE 4
OLD DOMINION UNIVERSITY RESEARCH FOUNDATION
SPONSORED PROGRAM ACTIVITY BY INDIVIDUAL PROJECT
(MEASURED BY EXPENDITURES INCURRED)
FOR FISCAL YEAR 2009

PROJECT NUMBER	SPONSORING AGENCY	PRINCIPAL INVESTIGATOR /PROJECT DIRECTOR	PROJECT DIRECT COST				PROJECT IDC AND FEES				EFFECTIVE INDIRECT COST RATE	CENTER
			PERSONNEL AND FRINGE BENEFITS	SUPPLIES, CONTRACTUAL, GENERAL, & TRAVEL	EQUIPMENT	SUBCONTRACTS, CONSTRUCTION, OTHER	TOTAL DIRECT COSTS	REIMBURSED INDIRECT COSTS	TOTAL SPECIAL FEES	TOTAL PROJECT COSTS		
380391	US PUBLIC HEALTH SERVICE	PLATSOUKAS, C.	10,288	-	-	-	10,288	-	4,321	-	14,609	TRAD
			10,288	-	-	-	10,288	-	4,321	-	14,609	42.00%
Biological Sciences												
580031	VIRGINIA WESLEYAN COLLEGE	BARTOL, I.	32,660	6,510	931	-	40,101	-	16,451	-	56,552	TRAD
773941	JEFFRESS RESEARCH GRANTS PGM.	BARTOL, I.	3,230	3,757	313	-	7,300	-	-	-	7,300	TRAD
352741	NATL SCIENCE FOUNDATION	BUTLER, M.	-	604	-	-	604	-	254	-	858	TRAD
353961	NATL SCIENCE FOUNDATION	BUTLER, M.	6,026	-	-	-	6,026	-	1,567	-	7,593	TRAD
373321	NATL SCIENCE FOUNDATION	BUTLER, M.	44,171	14,984	-	-	59,155	-	15,380	-	74,535	TRAD
381991	NATL SCIENCE FOUNDATION	BUTLER, M.	-	3,024	-	-	3,024	-	-	-	3,024	TRAD
383221	NATL SCIENCE FOUNDATION	BUTLER, M.	-	803	-	11,938	12,741	-	337	-	13,078	TRAD
395141	NATIONAL PARK SERVICE	BUTLER, M.	-	1,937	-	-	1,937	-	504	-	2,441	TRAD
572421	UNIVERSITY OF MIAMI	BUTLER, M.	7,635	8,971	-	1	16,607	-	4,318	-	20,925	TRAD
772151	FAO OF THE UNITED NATIONS	BUTLER, M.	10,096	8,776	-	1,849	20,721	-	851	-	21,572	TRAD
784141	DARDEN RESTAURANTS	BUTLER, M.	-	1,865	-	5,039	6,904	-	517	-	7,421	TRAD
371981	NATL SCIENCE FOUNDATION	CARPENTER, K.	84,420	74,480	-	154,227	313,127	-	47,814	-	360,941	TRAD
374431	NATL SCIENCE FOUNDATION	CARPENTER, K.	18,541	26,333	5,134	-	50,008	-	18,793	-	68,801	TRAD
755181	WORLD CONSERVATION UNION	CARPENTER, K.	153,438	18,696	-	7,318	179,452	-	51,640	-	231,092	TRAD
782621	UNIVERSITY OF NOTRE DAME	COOPER, R.	48,814	11,835	-	690	61,339	-	25,473	-	86,812	TRAD
572831	VA DEPT ENVIRON QUALITY	DAUER, D.	-	-	-	8,007	8,007	-	2,002	-	10,009	TRAD
572832	VA DEPT ENVIRON QUALITY	DAUER, D.	-	-	-	10,494	10,494	-	235	-	10,729	TRAD
572833	VA DEPT ENVIRON QUALITY	DAUER, D.	-	-	-	434	434	-	109	-	543	TRAD
580401	VA DEPT ENVIRON QUALITY	DAUER, D.	-	-	-	4,716	4,716	-	1,179	-	5,895	TRAD
583043	VA DEPT ENVIRON QUALITY	DAUER, D.	90,238	18,454	-	-	108,692	-	23,019	-	131,711	TRAD
583044	VA DEPT ENVIRON QUALITY	DAUER, D.	37,491	-	-	840	37,491	-	-	-	38,331	TRAD
583045	VA DEPT ENVIRON QUALITY	DAUER, D.	6,536	-	-	-	6,536	-	1,634	-	8,170	TRAD
587231	VA DEPT ENVIRON QUALITY	DAUER, D.	7,867	391	-	-	8,258	-	2,054	-	10,322	TRAD
594851	VA DEPT ENVIRON QUALITY	DAUER, D.	70,198	42	-	-	70,240	-	17,560	-	87,800	TRAD
594852	VA DEPT ENVIRON QUALITY	DAUER, D.	36,197	-	-	-	36,197	-	811	-	37,008	TRAD
594853	VA DEPT ENVIRON QUALITY	DAUER, D.	845	287	-	-	1,132	-	282	-	1,414	TRAD
562651	UNIVERSITY OF VIRGINIA	DAY, F.	5,402	2,870	-	-	8,272	-	2,151	-	10,423	TRAD
792571	DUKE UNIV	GAUTHIER, D.	3,981	2,248	-	-	6,229	-	1,557	-	7,786	TRAD
796181	SEA KNIGHT CORPORATION	GORDON, A.	2,778	-	-	-	2,778	-	139	-	2,917	TRAD
582951	ODU	GREENWOOD, A.	-	(1,828)	-	24,659	22,831	-	-	-	22,831	TRAD
773701	JEFFRESS RESEARCH GRANTS PGM.	GREENWOOD, A.	1,699	6,549	-	-	8,248	-	-	-	8,248	TRAD
771971	VA INST OF MARINE SCIENCE	HOLSINGER, J.	7,688	-	-	-	7,688	-	-	-	7,688	TRAD
586721	VA INST OF MARINE SCIENCE	HORTH, L.	4,768	1,717	-	-	6,485	-	2,466	-	8,951	TRAD
594461	ODU	HORTH, L.	27,388	24,331	9,209	-	60,928	-	-	-	60,928	TRAD
391271	NATL SCIENCE FOUNDATION	HYNES, W.	128,120	-	-	1,935	128,120	-	-	-	128,120	TRAD
583023	ODU	HYNES, W.	1,494	4,886	-	-	6,315	-	-	-	8,315	TRAD
596271	ODU	HYNES, W.	1,130	2,048	3,036	-	6,214	-	-	-	6,214	TRAD
770491	NATL RESEARCH - TICK-BORNE DISE	HYNES, W.	6,464	2,832	-	-	9,296	-	1,859	-	11,155	TRAD

SCHEDULE 4

OLD DOMINION UNIVERSITY RESEARCH FOUNDATION
SPONSORED PROGRAM ACTIVITY BY INDIVIDUAL PROJECT
(MEASURED BY EXPENDITURES INCURRED)

FOR FISCAL YEAR 2009

PROJECT NUMBER	SPONSORING AGENCY	PRINCIPAL INVESTIGATOR / PROJECT DIRECTOR	PROJECT DIRECT COST						PROJECT IDC AND FEES			EFFECTIVE INDIRECT COST RATE	CENTER
			PERSONNEL AND FRINGE BENEFITS	SUPPLIES, CONTRACTUAL, GENERAL, & TRAVEL	EQUIPMENT	SUBCONTRACTS, CONSTRUCTION, OTHER	TOTAL DIRECT COSTS	REIMBURSED INDIRECT COSTS	TOTAL SPECIAL FEES	TOTAL PROJECT COSTS			
572833	VA DEPT ENVIRON QUALITY	MARSHALL, H.	-	-	-	217	217	54	-	-	271	TRAD	
572834	VA DEPT ENVIRON QUALITY	MARSHALL, H.	309	-	-	3,114	3,114	778	-	-	3,892	TRAD	
572891	ODU	MARSHALL, H.	20,124	2,747	-	2,805	22,871	2,287	-	-	25,158	TRAD	
583042	VA DEPT ENVIRON QUALITY	MARSHALL, H.	46,626	3,836	-	-	50,462	12,616	-	-	63,078	TRAD	
591931	ODU	MARSHALL, H.	9,521	2,798	-	-	12,319	1,232	-	-	13,551	TRAD	
594853	VA DEPT ENVIRON QUALITY	MARSHALL, H.	819	280	-	-	1,099	275	-	-	1,374	TRAD	
594856	VA DEPT ENVIRON QUALITY	MARSHALL, H.	42,239	2,919	-	-	45,158	11,289	-	-	56,447	TRAD	
595581	HAMPTON ROADS SANITATION DIST.	MARSHALL, H.	1,081	-	-	-	1,081	540	-	-	1,621	TRAD	
572081	LEHMAN COLLEGE - CUNY	MOTLEY, T.	27,473	-	-	-	27,473	11,539	-	-	39,012	TRAD	
582271	ODU	MUSSELMAN, L.	1,829	-	-	-	1,829	-	-	-	1,829	TRAD	
351782	NATL SCIENCE FOUNDATION	OSGOOD, C.	19,189	3,295	-	-	22,484	9,443	-	-	31,927	TRAD	
353151	US PUBLIC HEALTH SERVICE	OSGOOD, C.	9,366	2,862	5,241	-	17,469	5,136	-	-	22,605	TRAD	
580071	EASTERN VIRGINIA MED. SCHOOL	OSGOOD, C.	7,966	-	-	-	7,966	3,346	-	-	11,312	TRAD	
582351	ODU	OSGOOD, C.	689	3,893	-	-	4,491	9,053	-	-	9,053	TRAD	
765241	ENGINEERING AND ENVIRONMENT	ROSE, R.	-	-	-	-	(74)	-	-	-	(74)	TRAD	
771801	ENGINEERING AND ENVIRONMENT	ROSE, R.	-	-	-	-	(225)	-	-	-	(225)	TRAD	
353681	IPM TECHNOLOGIES	SONENSHINE, D.	19,232	9,544	2,048	-	30,824	12,086	-	-	42,910	TRAD	
565401	NORTH CAROLINA STATE UNIV	SONENSHINE, D.	19,784	21,290	-	972	42,046	17,251	-	-	59,297	TRAD	
596271	ODU	SONENSHINE, D.	1,130	2,049	3,035	-	6,214	207	-	-	6,421	TRAD	
770491	NATL RESEARCH-TICK-BORNE DISE	SONENSHINE, D.	718	315	-	-	1,033	207	-	-	1,240	TRAD	
581031	EASTERN VIRGINIA MED. SCHOOL	SWANSON, J.	18,673	6,618	2,598	-	27,889	33,953	-	-	61,842	TRAD	
581032	EASTERN VIRGINIA MED. SCHOOL	SWANSON, J.	41,980	22,857	-	-	64,837	64,837	-	-	129,674	TRAD	
			1,138,043	332,705	31,545	251,194	1,753,487	329,885	-	-	2,083,372	18.81%	
Biological Sciences - Center for Bioelectronics													
750696	CELLUTIONS, INC.	HARGRAVE, B.	1,269	1,243	-	-	2,512	1,256	-	-	3,768	CBE	
750697	CELLUTIONS, INC.	HARGRAVE, B.	289	364	-	-	653	327	-	-	980	CBE	
			1,558	1,607	-	-	3,165	1,583	-	-	4,748	50.02%	

SCHEDULE 4
OLD DOMINION UNIVERSITY RESEARCH FOUNDATION
SPONSORED PROGRAM ACTIVITY BY INDIVIDUAL PROJECT
 (MEASURED BY EXPENDITURES INCURRED)
FOR FISCAL YEAR 2009

PROJECT NUMBER	SPONSORING AGENCY	PRINCIPAL INVESTIGATOR /PROJECT DIRECTOR	PROJECT DIRECT COST					PROJECT IDC AND FEES				EFFECTIVE INDIRECT COST RATE	CENTER
			PERSONNEL AND FRINGE BENEFITS	SUPPLIES, CONTRACTUAL, GENERAL, & TRAVEL	EQUIPMENT	SUBCONTRACTS, CONSTRUCTION, OTHER	TOTAL DIRECT COSTS	REIMBURSED INDIRECT COSTS	TOTAL SPECIAL FEES	TOTAL PROJECT COSTS			
Chemistry and Biochemistry													
380381	NATL SCIENCE FOUNDATION	BAYSE, C.	36,589	4,389	29,300	-	-	70,278	17,211	-	-	87,489	TRAD
576452	VIRGINIA COMMONWEALTH UNIV.	BAYSE, C.	3,497	-	-	-	-	3,497	1,469	-	-	4,966	TRAD
572833	* VA DEPT ENVIRON QUALITY	DONAT, J.	-	-	-	217	-	217	54	-	-	271	TRAD
594853	* VA DEPT ENVIRON QUALITY	DONAT, J.	819	280	-	-	-	1,099	275	-	-	1,374	TRAD
572835	VA DEPT ENVIRON QUALITY	DONAT, J.	-	371	-	80,865	-	81,236	18,449	-	-	99,685	TRAD
583041	VA DEPT ENVIRON QUALITY	DONAT, J.	224,507	143,262	-	-	-	367,769	70,447	-	-	438,216	TRAD
594854	VA DEPT ENVIRON QUALITY	DONAT, J.	18,434	35,033	-	-	-	53,467	11,426	-	-	64,893	TRAD
582941	ODU	GREENE, L.	9,772	-	-	1,359	-	11,131	-	-	-	11,131	TRAD
780971	JEFFRESS RESEARCH GRANTS PGM.	GREENE, L.	6,551	10,547	-	-	-	17,098	-	-	-	17,098	TRAD
571960	CLEMSON UNIVERSITY	GREGORY, R.	-	(693)	-	-	-	(693)	-	-	-	(693)	TRAD
350591	NATL SCIENCE FOUNDATION	HATCHER, P.	11,694	1,150	-	64,862	-	77,706	5,395	-	-	83,101	TRAD
362181	NATL SCIENCE FOUNDATION	HATCHER, P.	67,442	22,361	-	-	-	89,803	37,717	-	-	127,520	TRAD
373710	NATL SCIENCE FOUNDATION	HATCHER, P.	38,404	5,553	-	-	-	43,957	18,462	-	-	62,419	TRAD
376161	NATL SCIENCE FOUNDATION	HATCHER, P.	3,245	941	-	-	-	4,186	1,758	-	-	5,944	TRAD
382232	NATL SCIENCE FOUNDATION	HATCHER, P.	21,323	7,747	-	-	-	29,070	12,209	-	-	41,279	TRAD
390031	NATL SCIENCE FOUNDATION	MAO, J.	3,325	770	-	-	-	4,095	2,048	-	-	6,143	TRAD
770081	AMERICAN CHEMICAL SOCIETY	MAO, J.	2,036	1,800	-	-	-	3,836	-	-	-	3,836	TRAD
770681	JEFFRESS RESEARCH GRANTS PGM.	MAO, J.	1,267	152	-	-	-	1,419	-	-	-	1,419	TRAD
791011	JEFFRESS RESEARCH GRANTS PGM.	MAZZER, P.	4,310	7,462	-	-	-	11,772	-	-	-	11,772	TRAD
351241	US PUBLIC HEALTH SERVICE	RADKIEWICZ-POUTSMA, J.	-	-	-	4,065	-	4,065	-	-	-	4,065	TRAD
745701	AMERICAN CHEMICAL SOCIETY	RADKIEWICZ-POUTSMA, J.	1,622	-	-	-	-	1,622	-	-	-	1,622	TRAD
376661	NATL SCIENCE FOUNDATION	STUBBINS, A.	95,618	17,486	4,919	-	-	118,023	47,504	-	-	165,527	TRAD
220131	* AIR FORCE OFFICE SCI RES	XU, N.	-	-	-	-	-	-	-	-	-	-	TRAD
351781	NATL SCIENCE FOUNDATION	XU, N.	54,963	21,584	9,519	224	-	86,290	32,150	-	-	118,440	TRAD
351784	NATL SCIENCE FOUNDATION	XU, N.	21,895	1,747	2,389	-	-	26,031	5,911	-	-	31,942	TRAD
353151	* US PUBLIC HEALTH SERVICE	XU, N.	37,465	11,448	20,964	-	-	69,877	20,543	-	-	90,420	TRAD
353152	US PUBLIC HEALTH SERVICE	XU, N.	11,977	747	1,449	-	-	14,173	5,344	-	-	19,517	TRAD
			676,755	294,830	67,847	151,592	-	1,191,024	308,372	-	-	1,499,396	25.89%
Chemistry and Biochemistry - Virginia Coastal Energy Research Consortium													
580151	ODU	HATCHER, P.	14,010	10,470	22,360	400,420	-	447,260	10,281	-	-	457,541	VCERC
580152	ODU	HATCHER, P.	8,677	9,742	-	-	-	18,419	7,736	-	-	26,155	VCERC
590011	ODU	HATCHER, P.	264,848	9,731	-	94,342	-	368,921	137,289	-	-	506,210	VCERC
590012	ODU	HATCHER, P.	86,939	313	-	118,785	-	206,037	43,626	-	-	249,663	VCERC
786881	AGENT LABORATORIES.	STUBBINS, A.	11,580	2,500	-	5	-	14,085	5,916	-	-	20,001	VCERC
			386,054	32,756	22,360	613,552	-	1,054,722	204,848	-	-	1,259,570	19.42%

SCHEDULE 4
OLD DOMINION UNIVERSITY RESEARCH FOUNDATION
SPONSORED PROGRAM ACTIVITY BY INDIVIDUAL PROJECT
 (MEASURED BY EXPENDITURES INCURRED)
FOR FISCAL YEAR 2009

PROJECT NUMBER	SPONSORING AGENCY	PRINCIPAL INVESTIGATOR / PROJECT DIRECTOR	PERSONNEL AND FRINGE BENEFITS	PROJECT DIRECT COST				PROJECT IDC AND FEES				EFFECTIVE INDIRECT COST RATE	CENTER	
				SUPPLIES, CONTRACTUAL, GENERAL, & TRAVEL	EQUIPMENT	SUBCONTRACTS, CONSTRUCTION, OTHER	TOTAL DIRECT COSTS	REIMBURSED INDIRECT COSTS	TOTAL SPECIAL FEES	TOTAL PROJECT COSTS				
Mathematics and Statistics														
261514	* US MARINE CORPS SYSTEMS COMMAND	ADAM, J.	(140)	-	-	-	(140)	-	-	-	-	(140)	-	TRAD
572837	VA DEPT ENVIRON QUALITY	CHAGANTY, R.	294	-	-	15	309	7	-	-	7	316	-	TRAD
583047	VA DEPT ENVIRON QUALITY	CHAGANTY, R.	16,084	2,335	-	-	18,419	413	-	-	413	18,832	-	TRAD
594855	VA DEPT ENVIRON QUALITY	CHAGANTY, R.	2,092	-	-	-	2,092	47	-	-	47	2,139	-	TRAD
582391	* ODU	DOVIK, S.	1,664	-	-	2,320	3,984	133	-	-	133	4,117	-	TRAD
584401	* ODU	DOVIK, S.	13,943	141	-	2,245	16,329	1,306	-	-	1,306	17,635	-	TRAD
341911	NATL SCIENCE FOUNDATION	HU, F.	6,762	-	-	(3)	6,759	2,840	-	-	2,840	9,599	-	TRAD
382611	NATL SCIENCE FOUNDATION	HU, F.	2,372	6,118	-	-	8,490	3,566	-	-	3,566	12,056	-	TRAD
796691	OHIO AEROSPACE INSTITUTE	HU, F.	7,272	-	-	-	7,272	3,636	-	-	3,636	10,908	-	TRAD
786841	* SCIENCE SYSTEMS & APPLICATIONS	LIAO, W.	5,935	-	-	-	5,935	2,492	-	-	2,492	8,427	-	TRAD
351221	* NATL SCIENCE FOUNDATION	LUO, L.	-	34	-	-	34	14	-	-	14	48	-	TRAD
384201	* NATL SCIENCE FOUNDATION	LUO, L.	-	-	-	6,500	6,500	-	-	-	-	6,500	-	TRAD
387021	NATL SCIENCE FOUNDATION	LUO, L.	8,323	-	-	-	8,323	3,495	-	-	3,495	11,818	-	TRAD
547031	* TEXAS ENGR EXPERIMENT STATION	LUO, L.	32,573	5,494	1,139	-	39,206	15,989	-	-	15,989	55,195	-	TRAD
751071	* NATL INST AEROSPACE ASSOC	LUO, L.	181	3	-	-	184	77	-	-	77	261	-	TRAD
786841	* SCIENCE SYSTEMS & APPLICATIONS	LUO, L.	6,114	-	-	-	6,114	2,569	-	-	2,569	8,683	-	TRAD
786841	* SCIENCE SYSTEMS & APPLICATIONS	PENG, Y.	5,935	-	-	-	5,935	2,492	-	-	2,492	8,427	-	TRAD
582391	* ODU	STECKROTH, J.	1,665	-	-	2,320	3,985	134	-	-	134	4,119	-	TRAD
164851	NASA-LANGLEY RESEARCH CENTER	TWEED, J.	325,038	3,225	-	-	328,263	85,348	-	-	85,348	413,611	-	TRAD
197571	NASA-LANGLEY RESEARCH CENTER	TWEED, J.	-	105	-	3,500	3,605	-	-	-	-	3,605	-	TRAD
594972	ODU	WANG, J.	10,448	-	-	-	10,448	-	-	-	-	10,448	-	TRAD
782961	* MARYMOUNT UNIVERSITY	WANG, J.	5,279	-	-	-	5,279	2,218	-	-	2,218	7,497	-	TRAD
306161	NATL SCIENCE FOUNDATION	ZHOU, R.	7,370	5,235	-	-	12,605	5,294	-	-	5,294	17,899	-	TRAD
			459,204	22,690	1,139	16,897	499,930	132,070	-	-	132,070	632,000	26.42%	
Center for Computational Science														
351221	* NATL SCIENCE FOUNDATION	LUO, L.	-	34	-	-	34	14	-	-	14	48	-	CCS
384201	* NATL SCIENCE FOUNDATION	LUO, L.	-	-	-	6,500	6,500	-	-	-	-	6,500	-	CCS
547031	* TEXAS ENGR EXPERIMENT STATION	LUO, L.	32,574	5,494	1,138	-	39,206	15,988	-	-	15,988	55,194	-	CCS
751071	* NATL INST AEROSPACE ASSOC	LUO, L.	180	3	-	-	183	77	-	-	77	260	-	CCS
352491	* NATL SCIENCE FOUNDATION	POTHEN, A.	9,943	819	-	-	10,762	4,521	-	-	4,521	15,283	-	CCS
363261	* US DEPT OF ENERGY	POTHEN, A.	12,579	9,533	-	-	22,112	9,287	-	-	9,287	31,399	37.93%	CCS
			55,276	15,883	1,138	6,500	78,797	29,887	-	-	29,887	108,684		

SCHEDULE 4
OLD DOMINION UNIVERSITY RESEARCH FOUNDATION
SPONSORED PROGRAM ACTIVITY BY INDIVIDUAL PROJECT
(MEASURED BY EXPENDITURES INCURRED)
FOR FISCAL YEAR 2009

PROJECT NUMBER	SPONSORING AGENCY	PRINCIPAL INVESTIGATOR /PROJECT DIRECTOR	PERSONNEL AND FRINGE BENEFITS	SUPPLIES, CONTRACTUAL, GENERAL & TRAVEL	PROJECT DIRECT COST			PROJECT IDC AND FEES				EFFECTIVE INDIRECT COST RATE	CENTER
					EQUIPMENT	SUBCONTRACTS, CONSTRUCTION, OTHER	TOTAL DIRECT COSTS	REIMBURSED INDIRECT COSTS	TOTAL SPECIAL FEES	TOTAL PROJECT COSTS			
387241	Ocean, Earth and Atmospheric Sciences	BISCHOF, J.	309	18	-	-	327	137	-	-	464	TRAD	
260661	* NATL SCIENCE FOUNDATION	BOCHDANSKY, A.	4,733	4,861	-	-	9,594	2,494	-	-	12,088	TRAD	
384321	OFFICE OF NAVAL RESEARCH	BOCHDANSKY, A.	30,345	27,859	5,484	-	63,688	24,446	-	-	88,134	TRAD	
373651	NATL SCIENCE FOUNDATION	BURDIGE, D.	17,923	5,290	-	-	23,213	9,749	-	-	32,962	TRAD	
384331	NATL SCIENCE FOUNDATION	BURDIGE, D.	9,408	2,341	-	-	11,749	4,934	-	-	16,683	TRAD	
331111	NATL SCIENCE FOUNDATION	CUTTER, G.	-	1,416	-	-	1,416	595	-	-	2,011	TRAD	
360521	NATL SCIENCE FOUNDATION	CUTTER, G.	-	1,388	-	-	1,388	583	-	-	1,971	TRAD	
362192	NATL SCIENCE FOUNDATION	CUTTER, G.	31,258	1,572	-	-	32,830	13,789	-	-	46,619	TRAD	
370631	NATL SCIENCE FOUNDATION	CUTTER, G.	68,438	75,066	-	-	143,504	59,978	-	-	203,482	TRAD	
372021	NATL SCIENCE FOUNDATION	CUTTER, G.	-	4,971	3,000	-	7,971	2,088	-	-	10,059	TRAD	
553511	STATE UNIVERSITY OF NY	CUTTER, G.	37,720	9,155	-	-	46,875	19,688	-	-	66,563	TRAD	
745251	HAMPTON UNIVERSITY	CUTTER, G.	62,416	3,672	-	-	66,088	23,855	-	-	89,943	TRAD	
362901	NATL SCIENCE FOUNDATION	DARBY, D.	38,377	3,292	-	-	41,669	17,501	-	-	59,170	TRAD	
383591	* NATL SCIENCE FOUNDATION	DARBY, D.	54,309	3,387	5,658	-	63,354	24,232	-	-	87,586	TRAD	
387241	* NATL SCIENCE FOUNDATION	DARBY, D.	5,872	-	175,000	-	175,000	-	-	-	175,000	TRAD	
594971	ODU	DOBBS, F.	6,595	7,392	-	-	13,987	2,607	-	-	8,812	TRAD	
776231	NORTHEAST-MIDWEST INSTITUTE	DOBBS, F.	120,476	20,251	-	-	140,727	24,470	-	-	165,197	TRAD	
796181	* SEA KNIGHT CORPORATION	DOBBS, F.	2,778	987	-	-	2,778	139	-	-	2,917	TRAD	
320341	* NATL SCIENCE FOUNDATION	GARGETT, A.	60,560	-	-	-	87,592	32,149	-	-	119,741	TRAD	
395911	NATL SCIENCE FOUNDATION	GEORGEN, J.	8,476	-	-	-	8,476	-	-	-	8,476	TRAD	
320341	* NATL SCIENCE FOUNDATION	GROSCH, C.	20,187	329	-	-	29,197	10,717	-	-	39,914	TRAD	
580451	UNIVERSITY OF WASHINGTON	HILL, V.	5,447	13	-	-	5,460	2,293	-	-	7,753	TRAD	
593011	VA INST OF MARINE SCIENCE	HILL, V.	1	6,520	-	-	7,221	7,221	-	-	7,221	TRAD	
353111	NATL SCIENCE FOUNDATION	JONES, C.	40,192	10,574	-	-	64,012	21,322	-	-	85,334	TRAD	
353951	NATL OCEANIC/ATMOS ADMIN	JONES, C.	30,295	6,421	-	-	36,716	11,015	-	-	47,731	TRAD	
383591	* NATL SCIENCE FOUNDATION	JONES, C.	-	-	87,500	-	87,500	-	-	-	87,500	TRAD	
565311	VA MARINE RESOURCES COMM	JONES, C.	14,221	6,338	-	-	20,559	5,140	-	-	25,699	TRAD	
565431	VA INST OF MARINE SCIENCE	JONES, C.	11,926	2,447	-	-	14,373	6,037	-	-	20,410	TRAD	
565631	VA INST OF MARINE SCIENCE	JONES, C.	11,292	1,476	-	-	12,768	4,768	-	-	17,536	TRAD	
570351	VA MARINE RESOURCES COMM	JONES, C.	(5,497)	-	-	-	(5,497)	(1,374)	-	-	(6,871)	TRAD	
576321	VA MARINE RESOURCES COMM	JONES, C.	25,108	3,653	-	-	28,661	7,165	-	-	35,826	TRAD	
580571	VA MARINE RESOURCES COMM	JONES, C.	52,017	8,509	4,392	-	64,918	17,553	-	-	82,471	TRAD	
590041	VA MARINE RESOURCES COMM	JONES, C.	144,387	5,276	-	-	149,663	37,397	-	-	187,060	TRAD	
320341	* NATL SCIENCE FOUNDATION	KLINCK, J.	20,187	329	-	-	29,197	10,717	-	-	39,914	TRAD	

SCHEDULE 4

OLD DOMINION UNIVERSITY RESEARCH FOUNDATION
SPONSORED PROGRAM ACTIVITY BY INDIVIDUAL PROJECT
(MEASURED BY EXPENDITURES INCURRED)
FOR FISCAL YEAR 2009

PROJECT NUMBER	SPONSORING AGENCY	PRINCIPAL INVESTIGATOR / PROJECT DIRECTOR	PERSONNEL AND FRINGE BENEFITS	SUPPLIES, CONTRACTUAL, GENERAL, & TRAVEL	PROJECT DIRECT COST			PROJECT IDC AND FEES			EFFECTIVE INDIRECT COST RATE	CENTER
					EQUIPMENT	SUBCONTRACTS, CONSTRUCTION, OTHER	TOTAL DIRECT COSTS	REIMBURSED INDIRECT COSTS	TOTAL SPECIAL FEES	TOTAL PROJECT COSTS		
586721 *	VA INST OF MARINE SCIENCE	MCCONAUGHA, J.	5,827	2,098	-	-	7,925	3,015	-	10,940	TRAD	
186011	NASA-GODDARD SPACEFLIGHT CNTR	MULHOLLAND, M.	3,876	1,083	-	-	4,959	2,083	-	7,042	TRAD	
370321	NATL SCIENCE FOUNDATION	MULHOLLAND, M.	81,487	8,138	-	-	89,625	37,643	-	127,268	TRAD	
373711	NATL SCIENCE FOUNDATION	MULHOLLAND, M.	27,263	11,156	2,623	-	41,042	16,136	-	57,178	TRAD	
381231	NATL SCIENCE FOUNDATION	MULHOLLAND, M.	11,040	9,427	-	-	20,467	8,596	-	29,063	TRAD	
554306	CENTER INNOVATIVE TECHNOLOGY	MULHOLLAND, M.	8,568	5,921	-	-	14,489	4,762	-	19,251	TRAD	
562491	FL FISH WILDLIFE CONSERV COMM	MULHOLLAND, M.	29,980	10,829	-	-	40,809	17,140	-	57,949	TRAD	
575781	UNIV OF SOUTH FLORIDA	MULHOLLAND, M.	58,487	37,270	-	-	95,757	9,576	-	105,333	TRAD	
583861 *	VA MILITARY INSTITUTE	MULHOLLAND, M.	4,834	1,139	-	-	5,973	1,553	-	7,526	TRAD	
586401	VA INST OF MARINE SCIENCE	MULHOLLAND, M.	11,074	-	-	-	11,074	554	-	11,628	TRAD	
762041	VA ENVIRONMENTAL ENDOWMENT	MULHOLLAND, M.	-	(2,428)	-	-	(2,428)	-	-	(2,428)	TRAD	
783581	VA ENVIRONMENTAL ENDOWMENT	MULHOLLAND, M.	17,719	6,098	-	-	23,817	-	-	23,817	TRAD	
133761	NASA-GODDARD SPACEFLIGHT CNTR	NOFFKE, N.	13,090	-	-	-	24,316	10,213	-	34,529	TRAD	
562641	UNIVERSITY OF VIRGINIA	OERTEL, G.	13,397	72	-	-	13,469	3,502	-	16,971	TRAD	
394351	NATL SCIENCE FOUNDATION	SEDWICK, P.	12,955	3,594	-	-	16,549	8,274	-	24,823	TRAD	
394361	NATL SCIENCE FOUNDATION	SEDWICK, P.	26,556	1,898	-	-	28,454	14,227	-	42,681	TRAD	
770691	WOODS HOLE OCEANOGRAPHIC INST	WARD, B.	-	4,282	-	-	4,282	1,799	-	6,081	TRAD	
544051	VA TECH	WHITTECAR, R.	-	-	-	1	1	-	-	1	TRAD	
585981	VA TECH	WHITTECAR, R.	16,381	5,669	-	-	22,050	7,717	-	29,767	TRAD	
711991	WEANACK LAND LTD	WHITTECAR, R.	3,699	613	-	-	4,312	1,078	-	5,390	TRAD	
133821	NASA-GODDARD SPACEFLIGHT CNTR	ZIMMERMAN, R.	1,930	-	-	(2)	1,928	811	-	2,739	TRAD	
363741	NATL SCIENCE FOUNDATION	ZIMMERMAN, R.	55,730	6,161	-	-	61,891	25,954	-	87,885	TRAD	
564161	UNIV OF CALIFORNIA	ZIMMERMAN, R.	31,673	18,905	-	-	50,578	21,243	-	71,821	TRAD	
790171	SCIENCE APPLICATIONS INTL CORP	ZIMMERMAN, R.	14,012	10,759	-	-	24,771	11,261	-	36,032	TRAD	
			1,377,470	380,810	283,657	57,352	2,099,289	603,361	-	2,702,650	28.74%	
			8,978	928	-	-	9,906	4,161	-	14,067	CBE	
			8,978	928	-	-	9,906	4,161	-	14,067	42.00%	
			(64)	-	-	-	(64)	(27)	-	(91)	SSRP	
			60,082	854	-	-	60,936	25,593	-	86,529	SSRP	
			6,146	4,213	-	-	10,359	4,351	-	14,710	SSRP	
			23,407	22,004	-	-	45,411	16,074	-	61,485	SSRP	
			89,571	27,071	-	-	116,642	45,991	-	162,633	39.43%	

Ocean, Earth and Atmospheric Sciences - Center for Bioelectronics
784691 * SMITHFIELD FOODS, INC. DOBBS, F.

Ocean, Earth and Atmospheric Sciences - SSRP
334541 NATL SCIENCE FOUNDATION
376721 NATL SCIENCE FOUNDATION
576631 MD DEPT. OF NATURAL RESOURCES
782431 CHILEAN FISHING DEVELOP INST

SCHEDULE 4

OLD DOMINION UNIVERSITY RESEARCH FOUNDATION
SPONSORED PROGRAM ACTIVITY BY INDIVIDUAL PROJECT
(MEASURED BY EXPENDITURES INCURRED)
FOR FISCAL YEAR 2009

PROJECT NUMBER	SPONSORING AGENCY	PRINCIPAL INVESTIGATOR / PROJECT DIRECTOR	PERSONNEL AND FRINGE BENEFITS	SUPPLIES, CONTRACTUAL, GENERAL, & TRAVEL	PROJECT DIRECT COST				PROJECT IDC AND FEES				EFFECTIVE INDIRECT COST RATE	CENTER
					EQUIPMENT	SUBCONTRACTS, CONSTRUCTION, OTHER	TOTAL DIRECT COSTS	REIMBURSED INDIRECT COSTS	TOTAL SPECIAL FEES	TOTAL PROJECT COSTS				
Center for Coastal Physical Oceanography														
554301	CENTER INNOVATIVE TECHNOLOGY	ATKINSON, L.	1,618	-	-	1,618	-	-	421	-	2,039	-	-	TRAD
554305	CENTER INNOVATIVE TECHNOLOGY	ATKINSON, L.	1,256	(233)	-	1,023	-	-	430	-	1,453	-	-	TRAD
574941	STATE UNIVERSITY OF NEW JERSEY	ATKINSON, L.	67,921	4,632	-	72,553	-	-	30,472	-	103,025	-	-	TRAD
795871 *	PRINCETON UNIVERSITY	ATKINSON, L.	3,995	-	-	3,995	-	-	1,997	-	5,992	-	-	TRAD
793171 *	EARTH AND SPACE RESEARCH	DINNIMAN, M.	21,406	-	-	21,406	-	-	8,991	-	30,397	-	-	TRAD
381081	NATL OCEANIC/ATMOS ADMIN	EZER, T.	1,938	14,700	-	16,638	-	-	6,988	-	23,626	-	-	TRAD
381461	NATL OCEANIC/ATMOS ADMIN	EZER, T.	5,408	3,157	-	8,565	-	-	3,597	-	12,162	-	-	TRAD
780141	PRINCETON UNIVERSITY	EZER, T.	7,391	5,252	-	12,643	-	-	5,310	-	17,953	-	-	TRAD
783571	WORLD BANK	EZER, T.	9,158	345	-	2,000	-	-	4,831	-	16,334	-	-	TRAD
795871 *	PRINCETON UNIVERSITY	EZER, T.	3,995	-	-	3,995	-	-	1,998	-	5,993	-	-	TRAD
314571	NATL SCIENCE FOUNDATION	GARGETT, A.	5,055	3,257	-	8,312	-	-	3,481	-	11,803	-	-	TRAD
362751	NATL SCIENCE FOUNDATION	GROSCH, C.	15,799	1,347	15,222	32,368	-	-	7,201	-	39,569	-	-	TRAD
363811	NATL SCIENCE FOUNDATION	GROSCH, C.	(2,389)	5,004	-	131	-	-	1,088	-	3,844	-	-	TRAD
785661	FARALLON INSTITUTE	GROSCH, C.	7,897	77	-	7,974	-	-	-	-	7,974	-	-	TRAD
133981	NASA-GODDARD SPACEFLIGHT CNTR	HOFMANN, E.	22,652	-	-	22,652	-	-	9,514	-	32,166	-	-	TRAD
352881	NATL SCIENCE FOUNDATION	HOFMANN, E.	14,059	1,837	-	15,896	-	-	6,592	-	22,288	-	-	TRAD
352891 *	NATL SCIENCE FOUNDATION	HOFMANN, E.	19,137	3,304	-	22,441	-	-	9,425	-	31,866	-	-	TRAD
352961	NATL SCIENCE FOUNDATION	HOFMANN, E.	5,457	1,145	-	6,602	-	-	2,773	-	9,375	-	-	TRAD
363051 *	NATL SCIENCE FOUNDATION	HOFMANN, E.	17,162	1,103	-	18,265	-	-	7,671	-	25,936	-	-	TRAD
382981	NATL SCIENCE FOUNDATION	HOFMANN, E.	36,020	608	-	36,628	-	-	15,384	-	52,012	-	-	TRAD
390451	NATL SCIENCE FOUNDATION	HOFMANN, E.	-	-	-	6,879	-	-	-	-	6,879	-	-	TRAD
542071 *	UNIV OF SOUTHERN CALIFORNIA	HOFMANN, E.	9,275	-	-	9,275	-	-	3,896	-	13,171	-	-	TRAD
542561 *	STATE UNIVERSITY OF NEW JERSEY	HOFMANN, E.	9,167	45	-	9,212	-	-	3,869	-	13,081	-	-	TRAD
545991 *	UNIV OF CALIFORNIA	HOFMANN, E.	13,381	-	-	13,381	-	-	5,620	-	19,001	-	-	TRAD
565432 *	VA INST OF MARINE SCIENCE	HOFMANN, E.	20,222	295	-	20,517	-	-	8,617	-	29,134	-	-	TRAD
572911 *	STATE UNIVERSITY OF NEW JERSEY	HOFMANN, E.	12,235	-	-	12,235	-	-	1,223	-	13,458	-	-	TRAD
575591	VA INST OF MARINE SCIENCE	HOFMANN, E.	7,157	2,253	-	9,410	-	-	3,952	-	13,362	-	-	TRAD
703471	JOHNS-HOPKINS UNIV	HOFMANN, E.	-	-	-	1,961	-	-	-	-	1,961	-	-	TRAD

SCHEDULE 4
OLD DOMINION UNIVERSITY RESEARCH FOUNDATION
SPONSORED PROGRAM ACTIVITY BY INDIVIDUAL PROJECT
(MEASURED BY EXPENDITURES INCURRED)
FOR FISCAL YEAR 2009

PROJECT NUMBER	SPONSORING AGENCY	PRINCIPAL INVESTIGATOR / PROJECT DIRECTOR	PROJECT DIRECT COST					PROJECT IDC AND FEES			EFFECTIVE INDIRECT COST RATE	CENTER
			PERSONNEL AND FRINGE BENEFITS	SUPPLIES, CONTRACTUAL, GENERAL & TRAVEL	EQUIPMENT	SUBCONTRACTS, CONSTRUCTION, OTHER	TOTAL DIRECT COSTS	REIMBURSED INDIRECT COSTS	TOTAL SPECIAL FEES	TOTAL PROJECT COSTS		
133551	NASA-GODDARD SPACEFLIGHT CNTR	KLINCK, J.	883	-	-	883	-	230	-	1,113	-	TRAD
352891	* NATL SCIENCE FOUNDATION	KLINCK, J.	19,136	3,305	-	22,441	-	9,425	-	31,866	-	TRAD
363051	* NATL SCIENCE FOUNDATION	KLINCK, J.	17,162	1,102	-	18,264	-	7,671	-	25,935	-	TRAD
542071	* UNIV OF SOUTHERN CALIFORNIA	KLINCK, J.	9,275	-	-	9,275	-	3,895	-	13,170	-	TRAD
542561	* STATE UNIVERSITY OF NEW JERSEY	KLINCK, J.	9,167	45	-	9,212	-	3,869	-	13,081	-	TRAD
545991	* UNIV OF CALIFORNIA	KLINCK, J.	13,381	-	-	13,381	-	5,620	-	19,001	-	TRAD
565432	* VA INST OF MARINE SCIENCE	KLINCK, J.	20,221	295	-	20,516	-	8,617	-	29,133	-	TRAD
572911	* STATE UNIVERSITY OF NEW JERSEY	KLINCK, J.	12,234	-	-	12,234	-	1,224	-	13,458	-	TRAD
793171	* EARTH AND SPACE RESEARCH	KLINCK, J.	21,407	-	-	21,407	-	8,990	-	30,397	-	TRAD
384181	NATL SCIENCE FOUNDATION	SCULLY, M.	-	6,557	89,397	95,954	-	2,092	-	98,046	-	TRAD
784561	WOODS HOLE OCEANOGRAPHIC INST	SCULLY, M.	13,290	-	-	13,290	-	5,582	-	18,872	-	TRAD
787131	WOODS HOLE OCEANOGRAPHIC INST	SCULLY, M.	5,504	-	-	5,504	-	2,752	-	8,256	-	TRAD
			478,032	59,232	104,619	652,854	10,971	215,328	-	868,182	-	32.98%
Center for Coastal Physical Oceanography - SSRP												
145571	NASA-GODDARD SPACEFLIGHT CNTR	FRIEDRICHS, M.	8,216	3,690	-	11,906	-	5,001	-	16,907	-	SSRP
774571	CHESAPEAKE RES CONSORTIUM	SMITH, E.	17,141	3,264	-	20,405	-	8,570	-	28,975	-	SSRP
783541	CONSORTIUM FOR OCEAN RESIEDU	SMITH, E.	-	(88)	-	(88)	-	-	-	(88)	-	SSRP
			25,357	6,866	-	32,223	-	13,571	-	45,794	-	42.12%

SCHEDULE 4
OLD DOMINION UNIVERSITY RESEARCH FOUNDATION
SPONSORED PROGRAM ACTIVITY BY INDIVIDUAL PROJECT
(MEASURED BY EXPENDITURES INCURRED)
FOR FISCAL YEAR 2009

PROJECT NUMBER	SPONSORING AGENCY	PRINCIPAL INVESTIGATOR / PROJECT DIRECTOR	PROJECT DIRECT COST				PROJECT IDC AND FEES				EFFECTIVE INDIRECT COST RATE	CENTER
			PERSONNEL AND FRINGE BENEFITS	SUPPLIES, CONTRACTUAL, GENERAL, & TRAVEL	EQUIPMENT	SUBCONTRACTS, CONSTRUCTION, OTHER	TOTAL DIRECT COSTS	REIMBURSED INDIRECT COSTS	TOTAL SPECIAL FEES	TOTAL PROJECT COSTS		
774561 *	ADV ANTI-TERROR TECHNOLOGIES	BLISS, J.	5,250	1,032	-	109	6,391	2,684	-	9,075	TRAD	
785121	MYMIC LLC	BLISS, J.	10,286	-	-	-	10,286	4,320	-	14,606	TRAD	
786471	ADV ANTI-TERROR TECHNOLOGIES	BLISS, J.	21,163	-	-	-	21,163	8,889	-	30,052	TRAD	
796251	ADV ANTI-TERROR TECHNOLOGIES	BLISS, J.	10,879	-	-	-	10,879	5,440	-	16,319	TRAD	
341961 *	NATL. SCIENCE FOUNDATION	DAVIS, D.	21,657	7,053	-	-	28,710	12,059	-	40,769	TRAD	
341962	NATL. SCIENCE FOUNDATION	DAVIS, D.	1,929	-	-	-	1,929	482	-	2,411	TRAD	
796401	SYRACUSE UNIVERSITY	HENSON, J.	5,065	-	-	-	5,065	2,532	-	7,597	TRAD	
571451	UNIVERSITY OF ROCHESTER	KELLEY, M.	40,221	1,474	-	-	41,695	17,512	-	59,207	TRAD	
572801	UNIVERSITY OF ROCHESTER	KELLEY, M.	17,708	1,255	-	-	18,963	7,965	-	26,928	TRAD	
362791 *	US DEPT OF EDUCATION	LEWIS, R.	1,317	113	-	3,248	4,678	601	-	5,279	TRAD	
565252	VA DEPARTMENT OF HEALTH	LEWIS, R.	-	-	-	1	1	-	-	1	TRAD	
580111	HAMPTON NEWPORT NEWS COMMUNITY	LEWIS, R.	-	-	-	1	1	-	-	1	TRAD	
590261	HAMPTON NEWPORT NEWS COMMUNITY	LEWIS, R.	7,000	-	-	-	7,000	-	-	7,000	TRAD	
590271	VA DEPARTMENT OF HEALTH	LEWIS, R.	7,000	-	-	-	7,000	-	-	7,000	TRAD	
593971	ODU	MAJOR, D.	6,000	459	-	-	6,459	-	-	6,459	TRAD	
341961 *	NATL. SCIENCE FOUNDATION	MAJOR, D.	21,020	6,845	-	-	27,865	11,703	-	39,568	TRAD	
781501	SOC PSYCH STUDY SOCIAL ISSUES	MORGANSON, V.	4	-	-	700	704	-	-	704	TRAD	
362791 *	US DEPT OF EDUCATION	PORTER, B.	5,270	452	-	12,991	18,713	2,403	-	21,116	TRAD	
521311	VA DMV	PORTER, B.	-	-	-	(1,461)	(1,461)	-	-	(1,461)	TRAD	
574581	VA DMV	PORTER, B.	32,164	13,751	-	-	45,915	4,592	-	50,507	TRAD	
580091	EASTERN VIRGINIA MED. SCHOOL	PORTER, B.	1,103	-	-	-	1,103	110	-	1,213	TRAD	
585021	VA DMV	PORTER, B.	67,778	18,677	-	-	86,455	8,646	-	95,101	TRAD	
596681	ODU	PORTER, B.	8,688	5,554	-	-	14,242	1,424	-	15,666	TRAD	
341961 *	NATL. SCIENCE FOUNDATION	SANCHEZ, J.	21,020	6,845	-	-	27,865	11,703	-	39,568	TRAD	
571571 *	EASTERN VIRGINIA MED. SCHOOL	SCERBO, M.	52,282	3,317	2,642	505	58,746	23,351	-	82,097	TRAD	
586711 *	HAMPTON ROADS PARTNERSHIP	SCERBO, M.	9,616	387	-	-	10,003	-	-	10,003	TRAD	
595631 *	ODU	SCERBO, M.	3,386	347	-	-	3,733	-	-	3,733	TRAD	
780281	SIMQUEST, LLC	SCERBO, M.	-	-	-	-	-	-	-	-	TRAD	
781271	CAROLINAS MEDICAL CENTER UNION	SCERBO, M.	786	-	-	10	796	-	-	796	TRAD	
792221	SIMQUEST, LLC	SCERBO, M.	13,898	202	-	-	14,100	7,050	-	21,150	TRAD	
793301	AXIOM RESOURCE MANAGEMENT INC	SCERBO, M.	7,995	-	-	-	7,995	2,079	-	10,074	TRAD	
			400,495	67,763	2,642	16,104	486,994	135,545	-	622,539	27.83%	
Psychology - VMASC : Virginia Modeling and Simulation Center												
774561 *	ADV ANTI-TERROR TECHNOLOGIES	BLISS, J.	5,250	1,031	-	109	6,390	2,684	-	9,074	VMASC	
			5,250	1,031	-	109	6,390	2,684	-	9,074	42.00%	

SCHEDULE 4

OLD DOMINION UNIVERSITY RESEARCH FOUNDATION
SPONSORED PROGRAM ACTIVITY BY INDIVIDUAL PROJECT
(MEASURED BY EXPENDITURES INCURRED)
FOR FISCAL YEAR 2009

PROJECT NUMBER	SPONSORING AGENCY	PRINCIPAL INVESTIGATOR / PROJECT DIRECTOR	PERSONNEL AND FRINGE BENEFITS	SUPPLIES, CONTRACTUAL, GENERAL, & TRAVEL	PROJECT DIRECT COST			PROJECT IDC AND FEES			EFFECTIVE INDIRECT COST RATE	CENTER
					EQUIPMENT	SUBCONTRACTS, CONSTRUCTION, OTHER	TOTAL DIRECT COSTS	REIMBURSED INDIRECT COSTS	TOTAL SPECIAL FEES	TOTAL PROJECT COSTS		
350312	US DEPT OF ENERGY	AMARIAN, M.	-	54	-	-	54	23	-	-	77	TRAD
350313	US DEPT OF ENERGY	AMARIAN, M.	62,180	8,142	2,573	-	72,895	29,535	-	-	102,430	TRAD
385441	NATL SCIENCE FOUNDATION	ARETI, H.	-	-	-	34,122	34,122	6,075	-	-	40,197	TRAD
774891	JEFFERSON SCIENCE ASSOCIATES	BUELTMAN, S.	-	-	-	-	-	-	-	-	-	TRAD
350312	US DEPT OF ENERGY	BUELTMANN, S.	-	54	-	-	54	23	-	-	77	TRAD
350313	US DEPT OF ENERGY	BUELTMANN, S.	62,180	8,142	2,573	-	72,895	29,535	-	-	102,430	TRAD
383591	NATL SCIENCE FOUNDATION	COOK, D.	-	-	87,500	-	87,500	-	-	-	87,500	TRAD
785901	MITTAL STEEL USA	COOK, D.	38,918	1,618	6,643	-	47,179	10,540	-	-	57,719	TRAD
386171	NATL SCIENCE FOUNDATION	DEPAOR, D.	8,453	8,059	-	-	16,512	6,935	-	-	23,447	TRAD
394161	NATL SCIENCE FOUNDATION	DEPAOR, D.	4,777	1,286	-	-	6,063	2,389	-	-	8,452	TRAD
350312	US DEPT OF ENERGY	DODGE, G.	-	55	-	-	55	23	-	-	78	TRAD
350313	US DEPT OF ENERGY	DODGE, G.	62,216	8,147	2,574	-	72,937	29,552	-	-	102,489	TRAD
385441	NATL SCIENCE FOUNDATION	DODGE, G.	-	-	-	11,374	11,374	2,025	-	-	13,399	TRAD
780281	SOUTHEASTERN UNIV RESE ASSOC	DODGE, G.	-	-	-	1,344	1,344	-	-	-	1,344	TRAD
784471	JEFFERSON SCIENCE ASSOCIATES	DODGE, G.	2,811	854	-	-	3,665	-	-	-	3,665	TRAD
790091	SOUTHEASTERN UNIV RESE ASSOC	DODGE, G.	-	-	-	12,585	12,585	-	-	-	12,585	TRAD
790101	SOUTHEASTERN UNIV RESE ASSOC	DODGE, G.	-	-	-	12,625	12,625	-	-	-	12,625	TRAD
371471	NATL SCIENCE FOUNDATION	HAVEY, M.	81,303	13,259	4,182	-	98,744	39,716	-	-	138,460	TRAD
360721	JEFFERSON SCIENCE ASSOCIATES	HOOKS, W.	363,877	-	-	-	363,877	-	-	-	363,877	TRAD
361161	JEFFERSON SCIENCE ASSOCIATES	HOOKS, W.	264,440	8,299	-	-	272,739	-	-	-	272,739	TRAD
350312	US DEPT OF ENERGY	HYDE-WRIGHT, C.	-	55	-	-	55	23	-	-	78	TRAD
350313	US DEPT OF ENERGY	HYDE-WRIGHT, C.	62,216	8,147	2,575	-	72,938	29,553	-	-	102,491	TRAD
791921	MUONS, INC.	KRAFFT, G.	36,033	-	-	-	36,033	9,369	-	-	45,402	TRAD
350312	US DEPT OF ENERGY	KUHN, S.	-	54	-	-	54	23	-	-	77	TRAD
350313	US DEPT OF ENERGY	KUHN, S.	62,216	8,146	2,575	-	72,937	29,553	-	-	102,490	TRAD
776101	JEFFERSON SCIENCE ASSOCIATES	KUHN, S.	-	-	-	3	3	-	-	-	3	TRAD
370661	US DEPT OF ENERGY	RADYUSHKIN, A.	45,456	2,003	3,621	15,035	66,115	19,933	-	-	86,048	TRAD
330851	NATL SCIENCE FOUNDATION	SUKENIK, C.	-	447	-	-	447	188	-	-	635	TRAD
350312	US DEPT OF ENERGY	ULMER, P.	-	55	-	-	55	23	-	-	78	TRAD
176071	NASA-LANGLEY RESEARCH CENTER	VUSKOVIC, L.	49,302	3,470	-	-	52,772	13,721	-	-	66,493	TRAD
182001	NASA-MARSHALL SPACEFLIGHT CNTR	VUSKOVIC, L.	-	1,059	-	25,987	27,046	-	-	-	27,046	TRAD
361131	US DEPT OF ENERGY	VUSKOVIC, L.	3,135	5,761	-	-	8,896	3,736	-	-	12,632	TRAD
751074	NATL INST AEROSPACE ASSOC	VUSKOVIC, L.	23,390	-	-	-	23,390	6,081	-	-	29,471	TRAD
350312	US DEPT OF ENERGY	WEINSTEIN, L.	-	56	-	-	56	23	-	-	79	TRAD
350313	US DEPT OF ENERGY	WEINSTEIN, L.	62,216	8,147	2,574	-	72,937	29,552	-	-	102,489	TRAD
			1,295,119	95,369	117,390	113,075	1,620,953	298,149	-	-	1,919,102	18.39%
785901	Physics - Applied Research Center	COOK, D.	12,973	539	2,215	-	15,727	3,513	-	-	19,240	ARC
			12,973	539	2,215	-	15,727	3,513	-	-	19,240	22.34%

SCHEDULE 4
OLD DOMINION UNIVERSITY RESEARCH FOUNDATION
SPONSORED PROGRAM ACTIVITY BY INDIVIDUAL PROJECT
(MEASURED BY EXPENDITURES INCURRED)
FOR FISCAL YEAR 2009

PROJECT NUMBER	SPONSORING AGENCY	PRINCIPAL INVESTIGATOR / PROJECT DIRECTOR	PROJECT DIRECT COST				PROJECT IDC AND FEES				EFFECTIVE INDIRECT COST RATE	CENTER
			PERSONNEL AND FRINGE BENEFITS	SUPPLIES, CONTRACTUAL, GENERAL, & TRAVEL	EQUIPMENT	SUBCONTRACTS, CONSTRUCTION, OTHER	TOTAL DIRECT COSTS	REIMBURSED INDIRECT COSTS	TOTAL SPECIAL FEES	TOTAL PROJECT COSTS		
Computer Sciences												
564431	UNIVERSITY OF MINNESOTA	CROUCH, J.	7,684	200	-	-	7,884	3,311	-	11,195	-	TRAD
591781	PURDUE UNIVERSITY	GE BREMEDHIN, A.	31,031	-	-	-	31,031	15,515	-	46,546	-	TRAD
542101	ILLINOIS UNIVERSITY	LEVINSTEIN, I.	28,684	-	-	-	28,684	12,047	-	40,731	-	TRAD
547641	UNIV OF MEMPHIS	LEVINSTEIN, I.	34,127	-	7,000	-	41,127	14,333	-	55,460	-	TRAD
585531	UNIV OF MEMPHIS	LEVINSTEIN, I.	9,140	-	-	-	9,140	3,839	-	12,979	-	TRAD
371361	* DEFENSE TECH INFORMATION CTR	MALY, K.	15,651	299	-	-	15,950	4,147	-	20,097	-	TRAD
372391	* NATL SCIENCE FOUNDATION	MALY, K.	17,155	7,688	-	-	24,843	10,434	-	35,277	-	TRAD
375691	* DEFENSE TECH INFORMATION CTR	MALY, K.	5,619	-	-	71	5,690	1,480	-	7,170	-	TRAD
375701	* DEFENSE TECH INFORMATION CTR	MALY, K.	21,647	-	-	-	21,647	5,629	-	27,276	-	TRAD
384851	* DEFENSE TECH INFORMATION CTR	MALY, K.	1,964	-	-	-	1,964	511	-	2,475	-	TRAD
751991	OUTSITE NETWORKS	MALY, K.	37,064	4,000	-	14,186	55,250	-	-	55,250	-	TRAD
761111	3 D ART TECHNOLOGIES, INC.	MALY, K.	-	-	-	-	-	(1,040)	-	(1,040)	-	TRAD
773991	GENERAL DYNAMICS	MALY, K.	-	-	-	123	123	32	-	155	-	TRAD
774451	PRENTICE HALL BUS PUBLISHING	MALY, K.	-	880	-	-	880	-	-	880	-	TRAD
774741	HOSPICE OF PALM BEACH COUNTY	MALY, K.	-	-	-	-	-	-	-	-	-	TRAD
775061	WELLIGENT, INC.	MALY, K.	21,004	-	-	-	21,004	5,461	-	26,465	-	TRAD
782691	DOMINION ENTERPRISES	MALY, K.	19,713	496	-	-	20,209	5,254	-	25,463	-	TRAD
784011	RAYTHEON AIRCRAFT COMPANY	MALY, K.	5,032	-	-	2,899	7,931	2,062	-	9,993	-	TRAD
785481	DOMINION ENTERPRISES	MALY, K.	39,397	-	-	-	39,397	10,243	-	49,640	-	TRAD
770311	* LMI	MALY, K.	24,982	-	-	2,973	27,955	7,313	-	35,268	-	TRAD
784683	* NATL INST AEROSPACE ASSOC	MUKKAMALA, R.	-	-	-	-	-	-	-	-	-	TRAD
370161	NATL SCIENCE FOUNDATION	MUKKAMALA, R.	7,796	185	-	-	7,981	3,991	-	11,972	-	TRAD
775411	CACI, INC	NELSON, M.	53,426	9,017	-	-	62,443	26,226	-	88,669	-	TRAD
783621	ANDREW W. MELLON FOUNDATION	NELSON, M.	24,038	9,438	-	50,000	83,477	-	-	83,477	-	TRAD
373021	* NATL SCIENCE FOUNDATION	NELSON, M.	7,626	93	-	36	7,755	-	-	7,755	-	TRAD
373022	* NATL SCIENCE FOUNDATION	OLARIU, S.	25,507	8,528	-	-	34,035	14,295	-	48,330	-	TRAD
352491	* NATL SCIENCE FOUNDATION	OLARIU, S.	1,206	-	-	-	1,206	301	-	1,507	-	TRAD
363261	* NATL SCIENCE FOUNDATION	OLARIU, S.	34,463	2,879	-	-	37,342	15,684	-	53,026	-	TRAD
363261	* US DEPT OF ENERGY	POTHEN, A.	9,944	819	-	-	10,763	4,520	-	15,283	-	TRAD
363269	ODU	POTHEN, A.	12,560	9,532	-	-	22,112	9,287	-	31,399	-	TRAD
		POTHEN, A.	489	56	-	-	545	229	-	774	-	CCS

SCHEDULE 4
OLD DOMINION UNIVERSITY RESEARCH FOUNDATION
SPONSORED PROGRAM ACTIVITY BY INDIVIDUAL PROJECT
(MEASURED BY EXPENDITURES INCURRED)
FOR FISCAL YEAR 2009

PROJECT NUMBER	SPONSORING AGENCY	PRINCIPAL INVESTIGATOR / PROJECT DIRECTOR	PROJECT DIRECT COST					PROJECT IDC AND FEES			EFFECTIVE INDIRECT COST RATE	CENTER
			PERSONNEL CONTRACTUAL, GENERAL, & TRAVEL	EQUIPMENT	SUBCONTRACTS, CONSTRUCTION, OTHER	TOTAL DIRECT COSTS	REIMBURSED INDIRECT COSTS	TOTAL SPECIAL FEES	TOTAL PROJECT COSTS			
372041	NATL SCIENCE FOUNDATION	WEIGLE, M.	20,065	2,634	-	7,288	29,987	9,533	-	39,520	-	TRAD
372042	NATL SCIENCE FOUNDATION	WEIGLE, M.	3,552	-	-	-	3,552	888	-	4,440	-	TRAD
373021	* NATL SCIENCE FOUNDATION	WEIGLE, M.	25,507	8,528	-	-	34,035	14,295	-	48,330	-	TRAD
373022	* NATL SCIENCE FOUNDATION	WEIGLE, M.	1,205	-	-	-	1,205	302	-	1,507	-	TRAD
371361	* DEFENSE TECH INFORMATION CTR	ZEIL, S.	15,651	299	-	-	15,950	4,147	-	20,097	-	TRAD
375691	* DEFENSE TECH INFORMATION CTR	ZEIL, S.	5,453	-	-	70	5,523	1,436	-	6,959	-	TRAD
375701	* DEFENSE TECH INFORMATION CTR	ZEIL, S.	21,009	-	-	-	21,009	5,462	-	26,471	-	TRAD
384851	* DEFENSE TECH INFORMATION CTR	ZEIL, S.	1,964	-	-	-	1,964	511	-	2,475	-	TRAD
371361	* DEFENSE TECH INFORMATION CTR	ZUBAIR, M.	16,125	307	-	-	16,432	4,272	-	20,704	-	TRAD
372391	* NATL SCIENCE FOUNDATION	ZUBAIR, M.	17,156	7,687	-	-	24,843	10,434	-	35,277	-	TRAD
375691	* DEFENSE TECH INFORMATION CTR	ZUBAIR, M.	5,453	-	-	70	5,523	1,436	-	6,959	-	TRAD
375701	* DEFENSE TECH INFORMATION CTR	ZUBAIR, M.	21,009	-	-	-	21,009	5,462	-	26,471	-	TRAD
384851	* DEFENSE TECH INFORMATION CTR	ZUBAIR, M.	2,023	-	-	-	2,023	526	-	2,549	-	TRAD
572836	VA DEPT ENVIRON QUALITY	ZUBAIR, M.	-	-	-	373	373	8	-	381	-	TRAD
583046	VA DEPT ENVIRON QUALITY	ZUBAIR, M.	16,932	-	-	-	16,932	379	-	17,311	-	TRAD
594857	VA DEPT ENVIRON QUALITY	ZUBAIR, M.	1,014	-	-	-	1,014	23	-	1,037	-	TRAD
TOTAL SCIENCES			671,088	73,565	7,000	78,089	829,742	234,218	-	1,063,960	-	28.23%
			\$ 7,091,501	\$ 1,413,645	\$ 641,552	\$ 1,315,435	\$ 10,462,133	\$ 2,567,487	\$ -	\$ 13,029,620	\$ -	24.54%

SCHEDULE 4

OLD DOMINION UNIVERSITY RESEARCH FOUNDATION
 SPONSORED PROGRAM ACTIVITY BY INDIVIDUAL PROJECT
 (MEASURED BY EXPENDITURES INCURRED)
 FOR FISCAL YEAR 2009

PROJECT NUMBER	SPONSORING AGENCY	PRINCIPAL INVESTIGATOR / PROJECT DIRECTOR	PROJECT DIRECT COST				PROJECT IDC AND FEES			EFFECTIVE INDIRECT COST RATE	CENTER
			PERSONNEL AND FRINGE BENEFITS	SUPPLIES, CONTRACTUAL, GENERAL, & TRAVEL	EQUIPMENT	SUBCONTRACTS, CONSTRUCTION, OTHER	TOTAL DIRECT COSTS	REIMBURSED INDIRECT COSTS	TOTAL SPECIAL FEES		
582992	ODU	BEEBE, S.	-	1,310	-	695	2,005	-	-	2,005	CBE
750693	CELLUTIONS, INC.	BEEBE, S.	(1,926)	-	-	-	(1,926)	-	(809)	(2,735)	CBE
750696	* CELLUTIONS, INC.	BEEBE, S.	2,538	-	-	-	5,023	-	2,511	7,534	CBE
750697	* CELLUTIONS, INC.	BEEBE, S.	577	729	-	-	1,306	-	652	1,958	CBE
783241	* ETHICON ENDO-SURGERY, INC.	BEEBE, S.	6,649	3,973	1,355	827	12,814	-	4,461	17,275	CBE
263961	* US MARINE CORPS SYSTEMS COMMAN	NUCCITELLI, R.	1,733	1,023	4,035	-	6,791	-	1,157	7,948	CBE
263962	* US MARINE CORPS SYSTEMS COMMAN	PAKHOMOV, A.	7,797	4,602	18,158	-	30,557	-	5,208	35,765	CBE
382011	* US MARINE CORPS SYSTEMS COMMAN	PAKHOMOV, A.	212,403	93,311	81,258	128,601	515,573	-	131,519	647,092	CBE
781881	* US PUBLIC HEALTH SERVICE	PAKHOMOV, A.	74,574	18,605	1,744	2,647	97,570	-	39,136	136,706	CBE
582351	* GENERAL DYNAMICS	PAKHOMOV, A.	28,388	12,387	-	-	40,775	-	10,602	51,377	CBE
593051	* ODU	STACEY, M.	690	4,010	-	4,628	9,328	-	-	9,328	CBE
773421	* EASTERN VIRGINIA MED. SCHOOL	STACEY, M.	4,000	-	-	-	4,000	-	-	4,000	CBE
776451	* JEFFRESS RESEARCH GRANTS PGM	STACEY, M.	-	2,047	-	11,530	13,577	-	-	13,577	CBE
776701	* CHILDREN HOSPITAL-KING'S DAUGH	STACEY, M.	-	-	-	42,007	42,007	-	-	42,007	CBE
776702	* CHILDREN HOSPITAL-KING'S DAUGH	STACEY, M.	-	-	-	54,842	54,842	-	-	54,842	CBE
782481	* CHILDREN HOSPITAL-KING'S DAUGH	STACEY, M.	16,534	2,049	32,730	22,235	73,548	-	-	73,548	CBE
792531	* BREEDEN-ADAMS FOUNDATION	STACEY, M.	2,092	3,569	1,095	2,422	9,198	-	-	9,198	CBE
282911	* BREEDEN-ADAMS FOUNDATION	STACEY, M.	5,107	802	-	-	5,909	-	-	5,909	CBE
786271	* AIR FORCE OFFICE SCI RES	XIAO, S.	90,294	14,133	15,660	5,274	125,361	-	36,550	161,911	CBE
	* BIOELECTRICS, INC.	XIAO, S.	21,767	3,192	1,367	-	26,326	-	10,483	36,809	CBE
			473,217	168,247	157,412	275,708	1,074,584	-	241,470	1,316,054	22.47%

SCHEDULE 4
OLD DOMINION UNIVERSITY RESEARCH FOUNDATION
SPONSORED PROGRAM ACTIVITY BY INDIVIDUAL PROJECT
(MEASURED BY EXPENDITURES INCURRED)
FOR FISCAL YEAR 2009

PROJECT NUMBER	SPONSORING AGENCY	PRINCIPAL INVESTIGATOR / PROJECT DIRECTOR	PERSONNEL AND FRINGE BENEFITS	SUPPLIES, CONTRACTUAL, GENERAL, & TRAVEL	EQUIPMENT	PROJECT DIRECT COST			PROJECT IDC AND FEES			EFFECTIVE INDIRECT COST RATE	CENTER	
						REIMBURSED INDIRECT COSTS	TOTAL DIRECT COSTS	SUBCONTRACTS, OTHER	REIMBURSED INDIRECT COSTS	TOTAL SPECIAL FEES	TOTAL PROJECT COSTS			
587211	* ODU	CETIN, M.	15,670	2,423	-	-	21,293	3,200	-	-	21,293	-	21,293	VMASC
786851	* DIAMOND VISIONICS	CETIN, M.	3,152	-	-	-	3,152	-	-	1,324	4,476	-	4,476	VMASC
587211	* HAMPTON ROADS PARTNERSHIP	DIAZ, R.	12,020	484	-	-	12,504	-	-	-	12,504	-	12,504	VMASC
786351	* ODU	DIAZ, R.	15,670	2,423	-	-	21,293	3,200	-	-	21,293	-	21,293	VMASC
792981	* SYSCO FOOD SERVICES OF HR, INC	DIAZ, R.	15,845	-	-	-	15,845	-	-	6,655	22,500	-	22,500	VMASC
587211	* BATTILLE NATIONAL BIODEFENSE	EZELL, B.	42,937	4,360	-	-	47,297	-	-	21,642	68,939	-	68,939	VMASC
282205	* ODU	KHATTAK, A.	15,670	2,423	-	-	21,293	3,200	-	-	21,293	-	21,293	VMASC
282402	* NAVY FISC - PHILADELPHIA	PAPELIS, Y.	14,883	-	-	-	27,364	12,481	-	11,493	38,857	-	38,857	VMASC
734094	* NATL INST AEROSPACE ASSOC	PAPELIS, Y.	28,261	-	-	-	54,473	26,212	-	14,619	69,092	-	69,092	VMASC
780731	* DIAMOND VISIONICS	PAPELIS, Y.	14,086	-	-	-	14,086	-	-	5,916	20,002	-	20,002	VMASC
784271	* WERNER ANDERSON, INC.	PAPELIS, Y.	5,104	-	-	-	5,104	-	-	7,248	12,352	-	12,352	VMASC
784681	* NATL INST AEROSPACE ASSOC	PAPELIS, Y.	13,309	-	-	-	13,309	-	-	5,590	18,899	-	18,899	VMASC
784685	* NATL INST AEROSPACE ASSOC	PAPELIS, Y.	46,563	3,112	70,344	-	120,019	-	-	20,863	140,882	-	140,882	VMASC
786851	* DIAMOND VISIONICS	PAPELIS, Y.	21,201	1,021	-	-	22,222	-	-	11,111	33,333	-	33,333	VMASC
772381	* AM ORTHOPEDIC FOOT & ANKLE SOC	RINGLEB, S.	12,605	-	-	-	12,605	-	-	5,294	17,899	-	17,899	VMASC
586711	* HAMPTON ROADS PARTNERSHIP	ROBINSON, R.	-	-	-	-	12	12	-	-	12	-	12	VMASC
587211	* ODU	ROBINSON, R.	12,020	484	-	-	12,504	-	-	-	12,504	-	12,504	VMASC
587211	* ODU	ROBINSON, R.	78,348	12,118	-	-	106,466	16,000	-	-	106,466	-	106,466	VMASC
100700	* PRIVATE SPONSORS	SHEN, Y.	15,670	2,423	-	-	21,293	3,200	-	-	21,293	-	21,293	VMASC
200516	* US JOINT FORCES COMMAND	SOKOLOWSKI, J.	46,570	87,375	-	-	134,084	139	-	-	134,084	-	134,084	VMASC
246040	* NAVY FISC - PHILADELPHIA	SOKOLOWSKI, J.	136,110	12,118	-	-	148,228	-	-	6,000	154,228	-	154,228	VMASC
246042	* NAVY FISC - PHILADELPHIA	SOKOLOWSKI, J.	60,791	1,907	-	-	62,698	-	-	16,301	78,999	-	78,999	VMASC
246043	* NAVY FISC - PHILADELPHIA	SOKOLOWSKI, J.	99,669	865	-	-	99,669	-	-	25,914	125,583	-	125,583	VMASC
246043	* NAVY FISC - PHILADELPHIA	SOKOLOWSKI, J.	137,069	865	-	-	137,934	-	-	35,863	173,797	-	173,797	VMASC
246043	* NAVY FISC - PHILADELPHIA	SOKOLOWSKI, J.	39,125	3,407	-	-	42,532	-	-	11,058	53,590	-	53,590	VMASC
246045	* NAVY FISC - PHILADELPHIA	SOKOLOWSKI, J.	56,819	6,734	-	-	63,553	-	-	16,524	80,077	-	80,077	VMASC
261513	* US MARINE CORPS SYSTEMS COMMAND	SOKOLOWSKI, J.	30,866	-	-	-	30,956	-	-	8,049	39,005	-	39,005	VMASC
261514	* US MARINE CORPS SYSTEMS COMMAND	SOKOLOWSKI, J.	-	-	-	-	13	13	-	6	19	-	19	VMASC
261515	* US MARINE CORPS SYSTEMS COMMAND	SOKOLOWSKI, J.	(421)	-	-	-	(421)	-	-	-	(421)	-	(421)	VMASC
271142	* US MARINE CORPS SYSTEMS COMMAND	SOKOLOWSKI, J.	887	-	-	-	23,377	-	-	467	24,731	-	24,731	VMASC
272091	* NAVAL SURFACE WEAPONS CENTER	SOKOLOWSKI, J.	131,476	5,704	-	-	131,476	-	-	3,944	135,420	-	135,420	VMASC
281981	* ARMY RESEARCH OFFICE	SOKOLOWSKI, J.	168,502	-	-	-	174,206	-	-	5,226	179,432	-	179,432	VMASC
282001	* NAVY FISC - PHILADELPHIA	SOKOLOWSKI, J.	190,443	29,866	-	-	190,443	-	-	9,729	200,172	-	200,172	VMASC
282003	* NAVY FISC - PHILADELPHIA	SOKOLOWSKI, J.	116,585	-	-	-	146,481	-	-	61,522	208,003	-	208,003	VMASC
282004	* NAVY FISC - PHILADELPHIA	SOKOLOWSKI, J.	19,982	-	-	-	19,982	-	-	8,392	28,374	-	28,374	VMASC
282102	* NAVY FISC - PHILADELPHIA	SOKOLOWSKI, J.	69,355	15,550	-	-	84,905	-	-	29,717	114,622	-	114,622	VMASC
282305	* NAVY FISC - PHILADELPHIA	SOKOLOWSKI, J.	4,841	-	-	-	4,841	-	-	2,033	6,874	-	6,874	VMASC
282461	* ARMY RESEARCH OFFICE	SOKOLOWSKI, J.	31,728	-	-	-	31,728	-	-	13,326	45,054	-	45,054	VMASC
282502	* NAVY FISC - PHILADELPHIA	SOKOLOWSKI, J.	26,013	-	-	-	26,013	-	-	-	26,013	-	26,013	VMASC
284301	* MODELING & SIMULATION CO OFF	SOKOLOWSKI, J.	60,886	-	-	-	60,886	-	-	25,572	86,458	-	86,458	VMASC
285501	* US JOINT FORCES COMMAND	SOKOLOWSKI, J.	189,917	-	-	-	189,917	-	-	5,698	195,615	-	195,615	VMASC
285511	* NAVAL SURFACE WEAPONS CENTER	SOKOLOWSKI, J.	134,144	7,544	-	-	141,688	-	-	6,000	147,688	-	147,688	VMASC
286001	* NAVY FISC - PHILADELPHIA	SOKOLOWSKI, J.	604,268	6,550	-	-	610,818	-	-	158,813	769,631	-	769,631	VMASC
286002	* NAVY FISC - PHILADELPHIA	SOKOLOWSKI, J.	157,788	605	-	-	158,393	-	-	55,438	213,831	-	213,831	VMASC
		SOKOLOWSKI, J.	278,800	2,726	-	-	281,526	-	-	98,534	380,060	-	380,060	VMASC

VMASC : Virginia Modeling, Analysis and Simulation Center

SCHEDULE 4

OLD DOMINION UNIVERSITY RESEARCH FOUNDATION
SPONSORED PROGRAM ACTIVITY BY INDIVIDUAL PROJECT
(MEASURED BY EXPENDITURES INCURRED)
FOR FISCAL YEAR 2009

PROJECT NUMBER	SPONSORING AGENCY	PRINCIPAL INVESTIGATOR / PROJECT DIRECTOR	PROJECT DIRECT COST					PROJECT IDC AND FEES			EFFECTIVE INDIRECT COST RATE	CENTER
			PERSONNEL AND FRINGE BENEFITS	SUPPLIES, CONTRACTUAL, GENERAL, & TRAVEL	EQUIPMENT	SUBCONTRACTS, CONSTRUCTION, OTHER	TOTAL DIRECT COSTS	REIMBURSED INDIRECT COSTS	TOTAL SPECIAL FEES	TOTAL PROJECT COSTS		
286003	NAVY FISC - PHILADELPHIA	SOKOLOWSKI, J	156,922	13,856	-	-	170,778	59,772	-	230,550	VMASC	
286004	NAVY FISC - PHILADELPHIA	SOKOLOWSKI, J	345,640	5,626	-	-	351,266	122,943	-	474,209	VMASC	
286005	NAVY FISC - PHILADELPHIA	SOKOLOWSKI, J	35,038	2,981	-	-	38,019	13,308	-	51,325	VMASC	
286006	NAVY FISC - PHILADELPHIA	SOKOLOWSKI, J	-	11,292	-	-	11,292	3,952	-	15,244	VMASC	
286007	NAVY FISC - PHILADELPHIA	SOKOLOWSKI, J	-	71,062	-	-	71,062	24,872	-	95,934	VMASC	
286008	NAVY FISC - PHILADELPHIA	SOKOLOWSKI, J	3,637	51,337	-	-	54,974	19,241	-	74,215	VMASC	
286009	NAVY FISC - PHILADELPHIA	SOKOLOWSKI, J	51,855	-	-	-	51,855	18,149	-	70,004	VMASC	
286011	NAVY FISC - PHILADELPHIA	SOKOLOWSKI, J	210	11,949	-	-	12,159	4,256	-	16,415	VMASC	
291421	US JOINT FORCES COMMAND	SOKOLOWSKI, J	94,877	-	-	-	94,877	2,846	-	97,723	VMASC	
292011	NAVY FISC - PHILADELPHIA	SOKOLOWSKI, J	-	-	-	-	79,252	8,750	-	88,002	VMASC	
292491	US JOINT FORCES COMMAND	SOKOLOWSKI, J	63,887	-	-	-	63,887	1,917	-	65,804	VMASC	
293681	US JOINT FORCES COMMAND	SOKOLOWSKI, J	65,395	3,462	-	-	68,857	2,066	-	70,923	VMASC	
390441	NORTH ATLANTIC TREATY ORGANIS	SOKOLOWSKI, J	16,400	-	-	-	16,399	8,200	-	24,599	VMASC	
391051	OFFICE OF SECRETARY FO DEFENSE	SOKOLOWSKI, J	116,518	-	-	-	116,518	3,496	-	120,014	VMASC	
394311	NORTH ATLANTIC TREATY ORGANIS	SOKOLOWSKI, J	1,265	2,465	-	-	3,730	1,865	-	5,595	VMASC	
571661	ODU	SOKOLOWSKI, J	69,597	523	-	-	70,120	29,451	-	99,571	VMASC	
572071	* VA TECH	SOKOLOWSKI, J	8,892	-	-	-	8,892	3,240	-	12,132	VMASC	
576351	* VA DEP OF EMERGENCY MANAGEMENT	SOKOLOWSKI, J	-	-	-	-	4,077	767	-	4,844	VMASC	
586711	* HAMPTON ROADS PARTNERSHIP	SOKOLOWSKI, J	-	-	-	-	2,949	-	-	2,949	VMASC	
750664	GENERAL DYNAMICS	SOKOLOWSKI, J	48,082	1,934	-	-	50,016	-	-	50,016	VMASC	
785492	ALION SCIENCE & TECHNOLOGY COR	SOKOLOWSKI, J	52,230	-	-	-	52,230	26,115	-	78,345	VMASC	
785495	ALION SCIENCE & TECHNOLOGY COR	SOKOLOWSKI, J	8,417	-	-	-	8,417	2,188	-	10,605	VMASC	
785496	ALION SCIENCE & TECHNOLOGY COR	SOKOLOWSKI, J	56,047	-	-	-	56,047	14,572	-	70,619	VMASC	
791041	GENERAL DYNAMICS	SOKOLOWSKI, J	10,428	-	-	-	10,428	2,711	-	13,139	VMASC	
794451	CTR FOR PUBLIC PRIVATE PSHIP	SOKOLOWSKI, J	103,319	23,098	-	-	126,417	32,868	-	159,285	VMASC	
784891	* REFERENTIA SYSTEMS, INC.	TURNISTA, C.	4,420	-	-	-	2,420	1,210	-	3,630	VMASC	
784892	* REFERENTIA SYSTEMS, INC.	TURNISTA, C.	1,294	-	-	-	1,294	1,864	-	3,158	VMASC	
			4,489,687	411,837	70,344	179,748	5,151,616	1,121,938	-	6,273,554	21.78%	

SCHEDULE 4

OLD DOMINION UNIVERSITY RESEARCH FOUNDATION
 SPONSORED PROGRAM ACTIVITY BY INDIVIDUAL PROJECT
 (MEASURED BY EXPENDITURES INCURRED)
 FOR FISCAL YEAR 2009

PROJECT NUMBER	SPONSORING AGENCY	PRINCIPAL INVESTIGATOR / PROJECT DIRECTOR	PROJECT DIRECT COST				PROJECT IDC AND FEES			EFFECTIVE INDIRECT COST RATE	CENTER		
			PERSONNEL AND FRINGE BENEFITS	SUPPLIES, CONTRACTUAL, GENERAL, & TRAVEL	EQUIPMENT	SUBCONTRACTS, CONSTRUCTION, OTHER	TOTAL DIRECT COSTS	REIMBURSED INDIRECT COSTS	TOTAL SPECIAL FEES			TOTAL PROJECT COSTS	
Office of Distance Learning													
371771	* NATL ENDOWMENT/HUMANITIES	ABDOUS, M.	-	279	-	-	279	-	117	-	396	39.91%	TRAD
772261	ITA INTERNATIONAL, INC.	COOLEY, N.	655	-	-	34,778	35,433	-	14,882	-	50,315		TRAD
782351	ITA INTERNATIONAL, INC.	COOLEY, N.	59,154	422	8,150	-	67,726	-	25,022	-	92,748		TRAD
782361	ITA INTERNATIONAL, INC.	COOLEY, N.	60,357	118	-	-	60,475	-	25,399	-	85,874		TRAD
Association for Consortium Leadership													
100082	PRIVATE DONATIONS	DOTOLO, L.	-	41,329	-	-	41,329	-	1,653	-	42,982		ACL
National University Teleconference Network													
100084	NAT. UNIV TELCONFERENCE NETWORK	COOLEY, N.	-	-	-	39	39	-	-	-	39		NUTN
Virginia Tidewater Consortium for Higher Education													
100083	NAT. UNIV TELCONFERENCE NETWORK	DOTOLO, L.	-	818	-	-	818	-	-	-	818		VTC
370732	US DEPT OF EDUCATION	DOTOLO, L.	115,181	5,231	-	-	120,412	-	9,633	-	130,045		TRAD
370733	US DEPT OF EDUCATION	DOTOLO, L.	304,712	34,398	-	-	339,110	-	27,129	-	366,239		TRAD
			419,893	40,447	-	-	460,340	-	36,762	-	497,102	7.99%	

SCHEDULE 4
OLD DOMINION UNIVERSITY RESEARCH FOUNDATION
SPONSORED PROGRAM ACTIVITY BY INDIVIDUAL PROJECT
(MEASURED BY EXPENDITURES INCURRED)
FOR FISCAL YEAR 2009

PROJECT NUMBER	SPONSORING AGENCY	PRINCIPAL INVESTIGATOR / PROJECT DIRECTOR	PROJECT DIRECT COST				PROJECT IDC AND FEES				EFFECTIVE INDIRECT COST RATE	CENTER		
			PERSONNEL AND FRINGE BENEFITS	SUPPLIES, CONTRACTUAL, GENERAL, & TRAVEL	EQUIPMENT	SUBCONTRACTS, CONSTRUCTION, OTHER	TOTAL DIRECT COSTS	REIMBURSED INDIRECT COSTS	TOTAL SPECIAL FEES	TOTAL PROJECT COSTS				
Virginia Space Grant Consortium														
392181	NATL SCIENCE FOUNDATION	CARTER, C.	-	474	-	-	-	474	-	-	123	-	597	VSGC
590891	HAMPTON PUBLIC SCHOOLS	CARTER, C.	29,185	6,271	-	-	1,091	36,547	-	2,836	-	-	39,383	VSGC
144991	NASA-LANGLEY RESEARCH CENTER	SANDY, M.	-	-	-	-	9,972	9,972	-	-	-	-	9,972	VSGC
154074	NASA-GODDARD SPACEFLIGHT CNTR	SANDY, M.	232,569	42,669	-	-	71,798	353,034	-	-	115,600	-	468,634	VSGC
154075	NASA-GODDARD SPACEFLIGHT CNTR	SANDY, M.	34,332	7,349	-	-	183,779	225,460	-	-	17,506	-	242,966	VSGC
154076	NASA-GODDARD SPACEFLIGHT CNTR	SANDY, M.	31,084	222	-	-	-	31,306	-	8,140	-	-	39,446	VSGC
154080	NASA-GODDARD SPACEFLIGHT CNTR	SANDY, M.	-	(69)	-	-	3,500	3,431	-	172	-	-	3,603	VSGC
154082	NASA-GODDARD SPACEFLIGHT CNTR	SANDY, M.	4,282	750	-	-	-	5,032	-	1,308	-	-	6,340	VSGC
154083	NASA-GODDARD SPACEFLIGHT CNTR	SANDY, M.	2,527	2,545	-	-	11,500	16,572	-	829	-	-	17,401	VSGC
154084	NASA-GODDARD SPACEFLIGHT CNTR	SANDY, M.	5,506	-	-	-	86,053	91,559	-	1,431	-	-	92,990	VSGC
154085	NASA-GODDARD SPACEFLIGHT CNTR	SANDY, M.	76,693	42,377	-	-	29,431	148,501	-	30,958	-	-	179,459	VSGC
154086	NASA-GODDARD SPACEFLIGHT CNTR	SANDY, M.	45,755	2,782	-	-	133,188	181,725	-	12,620	-	-	194,345	VSGC
154087	NASA-GODDARD SPACEFLIGHT CNTR	SANDY, M.	12,845	-	-	-	-	12,845	-	3,340	-	-	16,185	VSGC
154088	NASA-GODDARD SPACEFLIGHT CNTR	SANDY, M.	-	10,095	-	-	-	10,095	-	2,625	-	-	12,720	VSGC
154089	NASA-GODDARD SPACEFLIGHT CNTR	SANDY, M.	54,818	11,801	-	-	2,275	68,894	-	17,321	-	-	86,215	VSGC
154090	NASA-GODDARD SPACEFLIGHT CNTR	SANDY, M.	-	17,800	-	-	-	17,800	-	4,628	-	-	22,428	VSGC
154091	NASA-GODDARD SPACEFLIGHT CNTR	SANDY, M.	914	730	-	-	-	1,644	-	428	-	-	2,072	VSGC
154092	NASA-GODDARD SPACEFLIGHT CNTR	SANDY, M.	640	23	-	-	6,000	6,000	-	-	-	-	6,000	VSGC
175971	NASA-GODDARD SPACEFLIGHT CNTR	SANDY, M.	3,729	-	-	-	20,310	20,973	-	172	-	-	21,145	VSGC
185861	NASA-GODDARD SPACEFLIGHT CNTR	SANDY, M.	3,324	-	-	-	13,692	17,421	-	970	-	-	18,391	VSGC
197531	NASA-LANGLEY RESEARCH CENTER	SANDY, M.	-	-	-	-	-	3,324	-	-	-	-	4,986	VSGC
372501	NATL SCIENCE FOUNDATION	SANDY, M.	45	15,410	-	-	5,816	21,271	-	4,018	-	-	25,289	VSGC
380531	FEDERAL AVIATION ADMIN	SANDY, M.	10,986	4,184	-	-	-	15,170	-	6,371	-	-	21,541	VSGC
390911	FEDERAL AVIATION ADMIN	SANDY, M.	49,944	37,809	-	-	-	87,753	-	36,857	-	-	124,610	VSGC
523751	SSTATE COUNCIL HIGHER ED IN VA	SANDY, M.	-	-	-	-	174,462	174,462	-	-	-	-	174,462	VSGC
586511	LOUISIANA STAT UNIV	SANDY, M.	-	-	-	-	2,750	2,750	-	-	-	-	2,750	VSGC
764462	NATL INST AEROSPACE ASSOC	SANDY, M.	66,877	11,916	-	-	74,013	152,806	-	20,486	-	-	173,292	VSGC
764463	NATL INST AEROSPACE ASSOC	SANDY, M.	87,913	9,438	-	-	727,192	824,543	-	25,311	-	-	849,854	VSGC
780631	TERC	SANDY, M.	1,142	3,628	-	-	-	4,770	-	1,240	-	-	6,010	VSGC
780791	RAYTHEON AIRCRAFT COMPANY	SANDY, M.	2,913	-	-	-	-	2,913	-	757	-	-	3,670	VSGC
785931	NEW HORIZONS REGIONAL EDU CTRS	SANDY, M.	6,316	1,573	-	-	2,827	10,716	-	2,052	-	-	12,768	VSGC
786131	NATL SPACE GRANT FOUNDATION	SANDY, M.	-	-	-	-	11,250	11,250	-	-	-	-	11,250	VSGC
793281	NEW HORIZONS REGIONAL EDU CTRS	SANDY, M.	5,487	6,264	-	-	6,124	17,875	-	3,055	-	-	20,930	VSGC
797161	NATL SPACE GRANT FOUNDATION	SANDY, M.	-	-	-	-	99,000	99,000	-	-	-	-	99,000	VSGC
797961	EDMONDS COMMUNITY COLLEGE	SANDY, M.	-	3,624	-	-	-	3,624	-	-	-	-	3,624	VSGC
Other Miscellaneous Units			769,826	239,665	-	-	1,682,021	2,691,512	-	322,816	-	-	3,014,328	11.99%
391081	ODU	HINES, J.	208,986	4,501	-	-	33,300	246,787	-	17,079	-	-	263,866	TRAD
353341	* NATL SCIENCE FOUNDATION	PICKERING, W.	4,754	352	-	-	172	5,278	-	2,144	-	-	7,422	TRAD
371601	ODU	TOLLIVER, O.	155,105	3,532	-	-	10,209	168,846	-	12,691	-	-	181,537	TRAD
TOTAL OFFICE OF RESEARCH AND OTHER UNITS			\$ 6,641,634	\$ 910,729	\$ 235,906	\$ 2,215,975	\$ 10,004,244	\$ 1,821,973	\$ -	\$ 11,826,217	\$ 18.21%			
GRAND TOTAL			\$ 22,785,939	\$ 4,896,580	\$ 1,338,623	\$ 12,315,180	\$ 41,336,222	\$ 6,792,767	\$ 205,558	\$ 48,334,547	\$ 16.93%			

SCHEDULE 5

**Center Generated Activity Reported as
Activity of an Academic Department**

Fiscal Year 2009

SCHEDULE 5
OLD DOMINION UNIVERSITY RESEARCH FOUNDATION
CENTER GENERATED PROJECTS REPORTED AS ACTIVITY
OF AN ACADEMIC DEPARTMENT
 (MEASURED BY EXPENDITURES INCURRED)
FOR FISCAL YEAR 2009

PROJECT NUMBER	SPONSORING AGENCY	PRINCIPAL INVESTIGATOR / PROJECT DIRECTOR	Dept.	PERSONNEL AND FRINGE BENEFITS	PROJECT DIRECT COST			PROJECT IDC AND FEES		EFFECTIVE INDIRECT COST RATE	CENTER	
					SUPPLIES, CONTRACTUAL, GENERAL, & TRAVEL	EQUIPMENT	SUBCONTRACTS, CONSTRUCTION, OTHER	TOTAL DIRECT COSTS	REIMBURSED INDIRECT COSTS			TOTAL SPECIAL FEES
785901	* MITTAL STEEL USA	COOK, D.	6090.1	12,973	539	2,215	-	-	15,727	3,513	19,240	ARC
186331	* NASA-LANGLEY RESEARCH CENTER	ELMUSTAFA, A.	4055.1	-	434	-	330	-	764	-	764	ARC
186331	* NASA-LANGLEY RESEARCH CENTER	ELMUSTAFA, A.	4055.1	7,387	3,491	-	-	-	10,878	4,569	15,447	ARC
751073	NATL INST AEROSPACE ASSOC	ELMUSTAFA, A.	4055.1	21,453	3,915	-	-	-	25,368	10,655	36,023	ARC
751077	NATL INST AEROSPACE ASSOC	ELMUSTAFA, A.	4055.1	10,670	-	-	-	-	10,670	4,481	15,151	ARC
751078	NATL INST AEROSPACE ASSOC	ELMUSTAFA, A.	4055.1	17,572	7,402	-	-	-	24,974	10,489	35,463	ARC
764781	MUONS, INC.	ELMUSTAFA, A.	4055.1	19,865	1,632	-	-	-	21,497	9,025	30,512	ARC
774141	* NATL INST AEROSPACE ASSOC	ELMUSTAFA, A.	4055.1	2,666	101	-	-	-	2,767	1,162	3,929	ARC
786321	SUMITOMO CORP	ELMUSTAFA, A.	4055.1	25,223	3,481	-	-	-	28,704	2,870	31,574	ARC
181781	* NASA-LANGLEY RESEARCH CENTER	ELMUSTAFA, A.	4054.1	3,999	1,567	-	22,290	-	27,856	-	27,856	ARC
186331	* NASA-LANGLEY RESEARCH CENTER	ELMUSTAFA, A.	4054.1	4,924	2,328	-	-	-	7,252	3,046	10,298	ARC
192131	* NASA-LANGLEY RESEARCH CENTER	ELMUSTAFA, A.	4054.1	87,957	-	-	-	-	87,957	22,869	110,826	ARC
351783	NATL SCIENCE FOUNDATION	ELMUSTAFA, A.	4054.1	24,135	4,158	-	-	-	28,293	11,883	40,176	ARC
363414	US DEPT OF ENERGY	ELMUSTAFA, A.	4054.1	69,738	5,985	3,677	-	-	79,400	31,804	111,204	ARC
383591	* NATL SCIENCE FOUNDATION	ELMUSTAFA, A.	4054.1	-	-	82,500	-	-	82,500	-	82,500	ARC
582351	* ODU	ELMUSTAFA, A.	4054.1	669	3,893	-	4,482	-	9,054	-	9,054	ARC
595261	NORFOLK STATE UNIVERSITY	ELMUSTAFA, A.	4054.1	4,524	2,517	-	-	-	7,041	3,520	10,561	ARC
734085	NATL INST AEROSPACE ASSOC	ELMUSTAFA, A.	4054.1	43,448	3,383	-	-	-	46,831	12,176	59,007	ARC
771711	BLACK LABORATORIES, LLC	ELMUSTAFA, A.	4054.1	-	-	-	1,419	-	1,419	596	2,015	ARC
774141	* NATL INST AEROSPACE ASSOC	ELMUSTAFA, A.	4054.1	1,142	43	-	-	-	1,185	498	1,683	ARC
775081	BLACK LABORATORIES, LLC	ELMUSTAFA, A.	4054.1	432	-	-	1,126	-	1,558	655	2,213	ARC
784811	MORPHIX TECHNOLOGIES	ELMUSTAFA, A.	4054.1	5,079	1,149	-	-	-	6,228	1,619	7,847	ARC
794291	MORPHIX TECHNOLOGIES	ELMUSTAFA, A.	4054.1	1,000	-	-	-	-	1,000	500	1,500	ARC
795261	JEFFERSON SCIENCE ASSOCIATES	ELMUSTAFA, A.	4054.1	9,457	-	-	-	-	9,457	4,729	14,186	ARC
171081	NASA-LANGLEY RESEARCH CENTER	LAWRENCE, R.	4059.1	17,607	4,981	-	-	-	22,588	5,873	28,461	ARC
176581	* NASA-LANGLEY RESEARCH CENTER	LAWRENCE, R.	4059.1	14,139	410	-	-	-	14,549	6,111	20,660	ARC
183261	* NASA-LANGLEY RESEARCH CENTER	LAWRENCE, R.	4059.1	7,789	2,671	4,094	-	-	14,554	4,394	18,948	ARC
786262	SCIENCE SYSTEMS & APPLICATIONS	LAWRENCE, R.	4059.1	6,774	5,345	-	-	-	12,119	6,060	18,179	ARC
383821	NATL SCIENCE FOUNDATION	NAMKOONG, G.	4054.1	21,139	25,747	-	-	-	46,886	19,692	66,578	ARC
775731	CERMET, INC.	NAMKOONG, G.	4054.1	3,447	-	-	-	-	3,447	1,448	4,895	ARC
781301	CERMET, INC.	NAMKOONG, G.	4054.1	8,677	7,557	-	-	-	16,234	6,818	23,052	ARC
792961	CERMET, INC.	NAMKOONG, G.	4054.1	4,879	1,847	-	-	-	6,726	3,363	10,089	ARC
178681	* NASA-LANGLEY RESEARCH CENTER	VAHALA, L.	4051.1	14,140	410	-	-	-	14,550	6,111	20,661	ARC
183261	* NASA-LANGLEY RESEARCH CENTER	VAHALA, L.	4051.1	7,789	2,671	4,094	-	-	14,554	4,393	18,947	ARC
				480,683	97,657	96,580	29,657	-	704,577	204,922	909,499	28.08%

SCHEDULE 5
OLD DOMINION UNIVERSITY RESEARCH FOUNDATION
CENTER GENERATED PROJECTS REPORTED AS ACTIVITY
OF AN ACADEMIC DEPARTMENT
(MEASURED BY EXPENDITURES INCURRED)
FOR FISCAL YEAR 2009

PROJECT NUMBER	SPONSORING AGENCY	PRINCIPAL INVESTIGATOR / PROJECT DIRECTOR	Dept	PROJECT DIRECT COST				PROJECT IDC AND FEES			EFFECTIVE INDIRECT COST RATE	CENTER
				PERSONNEL AND FRINGE BENEFITS	SUPPLIES, CONTRACTUAL, GENERAL & TRAVEL	EQUIPMENT	SUBCONTRACTS, CONSTRUCTION, OTHER	TOTAL DIRECT COSTS	REIMBURSED INDIRECT COSTS	TOTAL SPECIAL FEES		
FRANK REIDY RESEARCH CENTER FOR BIOELECTRICS												
784691	* SMITHFIELD FOODS, INC.	DOBBS, F.	6085.2	8,978	528	-	-	9,906	-	4,161	14,067	CBE
750696	* CELLUTIONS, INC.	HARGRAVE, B.	6081.2	1,269	1,243	-	-	2,512	-	1,256	3,768	CBE
750697	* CELLUTIONS, INC.	HARGRAVE, B.	6081.2	289	364	-	-	653	-	327	980	CBE
391061	US PUBLIC HEALTH SERVICE	HELLER, R.	5056.2	55,103	47,373	-	-	102,476	-	51,238	153,714	CBE
391071	US PUBLIC HEALTH SERVICE	HELLER, R.	5056.2	56,712	5,550	-	-	62,262	-	31,131	93,393	CBE
391091	US PUBLIC HEALTH SERVICE	HELLER, R.	5056.2	49,642	7,494	-	-	57,136	-	28,568	85,704	CBE
593241	UNIV OF SOUTH FLORIDA	HELLER, R.	5056.2	35,230	22,342	47,140	5,976	110,688	-	28,786	139,474	CBE
220131	* AIR FORCE OFFICE SCIRES	JOSHI, R.	4054.2	-	-	-	-	-	-	-	-	CBE
382011	* US PUBLIC HEALTH SERVICE	KOLB, J.	4054.2	9,322	2,326	218	331	12,197	-	4,892	17,089	CBE
582993	ODU	KOLB, J.	4054.2	2,346	1,336	-	180	3,862	-	-	3,862	CBE
750694	CELLUTIONS, INC.	KOLB, J.	4054.2	16,090	4,619	10,961	6,508	38,178	-	10,485	48,663	CBE
750695	CELLUTIONS, INC.	KOLB, J.	4054.2	9,258	76	-	1,341	10,675	-	4,484	15,159	CBE
750696	* CELLUTIONS, INC.	KOLB, J.	4054.2	1,269	1,243	-	-	2,512	-	1,256	3,768	CBE
750697	* CELLUTIONS, INC.	KOLB, J.	4054.2	288	365	-	-	653	-	327	980	CBE
783241	* ETHICON ENDO-SURGERY, INC.	KOLB, J.	4054.2	13,299	7,946	2,728	1,655	25,628	-	8,923	34,551	CBE
220131	* AIR FORCE OFFICE SCIRES	SCHOENBACH, K.	4054.2	-	-	-	-	-	-	-	-	CBE
263961	* US MARINE CORPS SYSTEMS COMMAN	SCHOENBACH, K.	4054.2	7,797	4,603	18,157	-	30,557	-	5,208	35,765	CBE
382011	* US PUBLIC HEALTH SERVICE	SCHOENBACH, K.	4054.2	9,322	2,326	218	331	12,197	-	4,892	17,089	CBE
750692	CELLUTIONS, INC.	SCHOENBACH, K.	4054.2	1,207	-	-	4,812	6,019	-	2,527	8,546	CBE
772461	* BREEDEEN-ADAMS FOUNDATION	SCHOENBACH, K.	4054.2	-	-	-	9,836	9,836	-	-	9,836	CBE
783241	* ETHICON ENDO-SURGERY, INC.	SCHOENBACH, K.	4054.2	6,649	3,973	1,365	827	12,814	-	4,461	17,275	CBE
784691	* SMITHFIELD FOODS, INC.	SCHOENBACH, K.	4054.2	8,979	928	-	-	9,907	-	4,161	14,068	CBE
786271	* BIOELECTRICS, INC.	SCHOENBACH, K.	4054.2	21,767	3,193	1,367	-	26,327	-	10,483	36,810	CBE
				314,816	118,228	82,154	31,797	546,995	-	207,566	754,561	37.95%
VIRGINIA COASTAL ENERGY RESEARCH CONSORTIUM												
580151	ODU	HATCHER, P.	6082.7	14,010	10,470	22,360	400,420	447,260	-	10,281	457,541	VGERC
580152	ODU	HATCHER, P.	6082.7	8,677	9,742	-	-	18,419	-	7,736	26,155	VGERC
590011	ODU	HATCHER, P.	6082.7	264,848	9,731	-	94,342	368,921	-	137,289	506,210	VGERC
590012	ODU	HATCHER, P.	6082.7	86,939	313	-	116,785	206,037	-	43,626	249,663	VGERC
786681	AGENT LABORATORIES.	STUBBINS, A.	6082.7	11,580	2,500	-	5	14,085	-	5,916	20,001	VGERC
				386,054	32,756	22,360	613,552	1,054,722	-	204,848	1,259,570	19.42%

SCHEDULE 5
OLD DOMINION UNIVERSITY RESEARCH FOUNDATION
CENTER GENERATED PROJECTS REPORTED AS ACTIVITY
OF AN ACADEMIC DEPARTMENT
 (MEASURED BY EXPENDITURES INCURRED)
FOR FISCAL YEAR 2009

PROJECT NUMBER	SPONSORING AGENCY	PRINCIPAL INVESTIGATOR / PROJECT DIRECTOR	Dept	PERSONNEL AND FRINGE BENEFITS	PROJECT DIRECT COST			PROJECT IDC AND FEES			EFFECTIVE INDIRECT COST RATE	CENTER
					SUPPLIES, CONTRACTUAL, GENERAL, & TRAVEL	EQUIPMENT	SUBCONTRACTS, CONSTRUCTION, OTHER	TOTAL DIRECT COSTS	REIMBURSED INDIRECT COSTS	TOTAL SPECIAL FEES		
776091	* CHILDREN HOSPITAL-KING'S DAUGH	BAWAB, S.	4055 3	-	-	-	-	2	-	-	2	VMASC
774561	* ADV ANTI-TERROR TECHNOLOGIES	BLISS, J	6087 3	5,250	1,031	-	-	109	2,684	-	9,074	VMASC
585041	* ST. LOUIS UNIVERSITY	DE LEO, G.	5056 3	3,711	-	-	-	-	-	-	4,846	VMASC
585131	* VIRGINIA COMMONWEALTH UNIV.	DE LEO, G.	5056 3	8,722	566	-	-	-	-	-	9,288	VMASC
780041	* MYMIC LLC	DE LEO, G.	5056 3	3,696	1,118	-	-	-	1,400	-	6,214	VMASC
785591	* CLAREMONT GRADUATE UNIVERSITY	DE LEO, G.	5056 3	9,504	3,428	-	-	7,045	-	-	19,977	VMASC
282105	* NAVY FISC - PHILADELPHIA	DIALLO, S.	4060 3	11,453	-	-	-	-	4,810	-	16,263	VMASC
383161	* US PUBLIC HEALTH SERVICE	GAFF, H.	5051 3	42,150	2,560	-	-	-	3,577	-	48,287	VMASC
384341	* U.S DEPARTMENT VETERANS AFFAIR	GAFF, H.	5051 3	10,549	-	-	-	-	4,430	-	14,979	VMASC
200508	* US JOINT FORCES COMMAND	MCGINNIS, M.	4060 3	23,076	4,593	-	-	-	750	-	28,419	VMASC
200513	* US JOINT FORCES COMMAND	MCGINNIS, M.	4060 3	39,967	-	-	-	-	2,400	-	42,367	VMASC
200514	* US JOINT FORCES COMMAND	MCGINNIS, M.	4060 3	66,917	7,537	-	-	-	2,855	-	77,309	VMASC
200515	* US JOINT FORCES COMMAND	MCGINNIS, M.	4060 3	58,624	-	-	-	-	3,068	-	61,692	VMASC
201132	* COMMANDER OP TEST & EVAL FORCE	MCGINNIS, M.	4060 3	32,937	-	-	-	-	32,937	-	32,937	VMASC
201134	* COMMANDER OP TEST & EVAL FORCE	MCGINNIS, M.	4060 3	62,866	-	-	-	-	-	-	62,866	VMASC
238023	* NAVY FISC - PHILADELPHIA	MCGINNIS, M.	4060 3	9,783	-	-	-	-	(5,802)	-	3,981	VMASC
238024	* NAVY FISC - PHILADELPHIA	MCGINNIS, M.	4060 3	28,051	-	-	-	-	7,293	-	35,344	VMASC
238025	* NAVY FISC - PHILADELPHIA	MCGINNIS, M.	4060 3	30,299	-	-	-	-	7,878	-	38,177	VMASC
238026	* NAVY FISC - PHILADELPHIA	MCGINNIS, M.	4060 3	4,646	-	-	-	-	1,952	-	6,598	VMASC
271141	* US JOINT FORCES COMMAND	MCGINNIS, M.	4060 3	59,032	-	-	-	-	1,742	-	60,774	VMASC
283671	* NAVY FISC - SAN DIEGO	MCGINNIS, M.	4060 3	14,220	-	-	-	258,592	5,972	-	278,784	VMASC
285711	* MODELING & SIMULATION CO OFF	MCGINNIS, M.	4060 3	37,191	-	-	-	-	37,191	-	38,307	VMASC
291751	* NAVY FISC - PHILADELPHIA	MCGINNIS, M.	4060 3	8,958	-	-	-	-	8,958	-	12,093	VMASC
590991	* CRATER PLANNING DISTRICT COMM	MCGINNIS, M.	4060 3	33,420	1,118	-	-	-	3,135	-	43,518	VMASC
761751	* NORTHROP GRUMMAN	MCGINNIS, M.	4060 3	11,089	3,355	-	-	2,045	205	-	2,250	VMASC
780041	* MYMIC LLC	MCGINNIS, M.	4060 3	11,089	3,355	-	-	-	4,200	-	18,644	VMASC
782601	* CTR FOR PUBLIC PRIVATE PSHIP	MCGINNIS, M.	4060 3	61,080	17,911	-	-	-	33,176	-	112,167	VMASC
785491	* ALION SCIENCE & TECHNOLOGY COR	MCGINNIS, M.	4060 3	69,427	-	-	-	-	18,051	-	87,478	VMASC
785493	* ALION SCIENCE & TECHNOLOGY COR	MCGINNIS, M.	4060 3	51,232	-	-	-	-	13,320	-	64,552	VMASC
791451	* SANDIA NATIONAL LABORATORIES	MCGINNIS, M.	4060 3	13,688	12,424	-	-	-	13,056	-	39,169	VMASC
571571	* EASTERN VIRGINIA MED. SCHOOL	MCKENZIE, F.	4054 3	50,744	3,219	2,565	490	-	57,018	-	79,683	VMASC
587211	* ODU	MEILKE, R.	4054 3	15,670	2,423	-	-	3,200	21,293	-	21,293	VMASC
273871	* OFFICE OF NAVAL RESEARCH	RINGLEB, S.	4055 3	108,884	9,127	-	-	900	118,911	-	168,476	VMASC
775993	* COMPUTER SCIENCE CORP.	RINGLEB, S.	4055 3	4,888	95	-	-	546	2,130	-	7,659	VMASC
776091	* CHILDREN HOSPITAL-KING'S DAUGH	RINGLEB, S.	4055 3	-	-	-	-	2	-	-	2	VMASC
276261	* NAVAL RESEARCH LABORATORY	SOSA-POZA, A.	4060 3	9,290	(590)	-	-	13,695	22,395	-	26,049	VMASC
238022	* NAVY FISC - PHILADELPHIA	TOLK, A.	4060 3	-	145	-	-	-	145	-	206	VMASC
238026	* NAVY FISC - PHILADELPHIA	TOLK, A.	4060 3	1,549	-	-	-	-	650	-	2,199	VMASC
282105	* NAVY FISC - PHILADELPHIA	TOLK, A.	4060 3	11,453	-	-	-	-	4,810	-	16,263	VMASC
282202	* NAVY FISC - PHILADELPHIA	TOLK, A.	4060 3	32,445	1,327	-	-	-	33,772	-	47,956	VMASC
282302	* NAVY FISC - PHILADELPHIA	TOLK, A.	4060 3	64,958	-	-	-	-	64,958	-	92,240	VMASC
286010	* NAVY FISC - PHILADELPHIA	TOLK, A.	4060 3	8,636	2,185	-	-	-	10,821	-	14,609	VMASC
380021	* NORTH ATLANTIC TREATY ORGANIS	TOLK, A.	4060 3	-	50	-	-	1,123	1,173	-	1,667	VMASC
382531	* NORTH ATLANTIC TREATY ORGANIS	TOLK, A.	4060 3	589	25	-	-	-	614	-	872	VMASC
790351	* TECHNOLOGIES ENGINEERING, INC.	TOLK, A.	4060 3	11,911	314	-	-	-	12,225	-	18,337	VMASC
787091	* SA PHOTONICS	WATSON, G.	3041 3	2,890	150	-	-	460	1,750	-	5,250	VMASC
				1,058,355	152,337	2,565	288,209	1,501,466	277,651	-	1,779,117	18.49%
				\$ 2,239,908	\$ 400,978	\$ 203,659	\$ 963,215	\$ 3,807,760	\$ 894,987	\$ -	\$ 4,702,747	23.50%

SCHEDULE 6

Selected Center Activity

Langley Full Scale Tunnel

Revenues and Expenditures

Fiscal Year 2009 through Fiscal Year 2004

SCHEDULE 6
 OLD DOMINION UNIVERSITY RESEARCH FOUNDATION
 SELECTED CENTER ACTIVITY
 LANGLEY FULL SCALE TUNNEL
 FISCAL YEAR 2009 THROUGH FISCAL YEAR 2004

	Fiscal Year 2009	Fiscal Year 2008	Fiscal Year 2007	Fiscal Year 2006	Fiscal Year 2005	Fiscal Year 2004	Cumulative Through FY 2003
UNIVERSITY ACTIVITY: LANGLEY FULL SCALE TUNNEL							
REVENUES	\$ 315,687	\$ 735,957	\$ 504,861	\$ 804,830	\$ 831,721	\$ 722,674	\$ 4,471,838
EXPENDITURES							
Personnel & Fringe Benefits	378,287	372,960	596,121	674,322	424,853	424,989	2,502,128
Supplies, Contractual, General & Travel	67,364	89,593	369,576	300,010	161,129	301,783	1,377,068
Equipment	-	-	-	-	60,689	33,019	297,501
Subcontracts, Construction & Other	-	-	-	-	-	-	241,071
Administrative & Management Fees	-	-	-	-	-	-	96,388
Total Expenditures	\$ 445,651	\$ 462,553	\$ 965,697	\$ 974,332	\$ 646,671	\$ 759,791	\$ 4,514,156
Net Revenue (Deficit)	\$ (129,964)	\$ 273,404	\$ (460,836)	\$ (169,502)	\$ 185,050	\$ (37,117)	\$ (42,318)
Cumulative Net (Deficit)	\$ (381,283)	\$ (251,319)	\$ (524,723)	\$ (63,887)	\$ 105,615	\$ (79,435)	\$ (42,318)

SCHEDULE 7

Sponsored Program Activity

Proposals Submitted and Awards Funded

Fiscal Year 2009 through Fiscal Year 2005

SCHEDULE 7

OLD DOMINION UNIVERSITY RESEARCH FOUNDATION
SUMMARY OF PROPOSAL AND AWARD ACTIVITY
FISCAL YEAR 2009 THROUGH FISCAL YEAR 2005

	PROPOSALS SUBMITTED					AWARDS FUNDED				
	FY 09	FY 08	FY 07	FY 06	FY 05	FY 09	FY 08	FY 07	FY 06	FY 05
COLLEGE OF ARTS & LETTERS										
Art	\$ 13,901	\$ 384,595	\$ 25,223	\$ -	\$ -	\$ -	\$ -	\$ -	\$ -	\$ -
Communication & Theatre Arts	-	21,195	13,750	11,591	40,426	4,000	-	-	2,000	2,000
English	5,000	10,000	12,227	5,000	7,500	6,000	6,000	5,000	7,500	6,000
Foreign Languages & Literatures	-	473,452	21,000	-	-	-	-	21,000	-	-
History	-	-	58,853	70,399	67,757	-	-	-	70,399	-
Interdisciplinary Studies	-	-	-	-	44,329	-	-	-	9,900	19,800
International Studies	-	-	-	-	55,883	-	-	-	-	55,642
Music	-	2,150	10,000	3,000	3,000	2,150	2,500	-	1,000	2,000
Philosophy & Religious Studies	39,000	-	-	-	44,030	-	-	-	-	-
Political Science & Geography	650,609	826,484	1,517,096	574,561	83,927	-	5,100	117,357	219,496	83,118
Social Science Research Center	516,250	627,185	259,123	535,149	1,533,181	246,000	313,939	97,258	270,430	498,344
Sociology & Criminal Justice	7,379,578	215,353	870,106	606,811	6,375,988	718,834	227,007	258,608	63,892	302,675
Womens Studies	-	-	-	-	201,471	-	-	-	-	-
Dean's Office	335,000	42,916	-	-	196,428	-	-	-	-	3,000
College Total	\$ 8,939,338	\$ 2,603,330	\$ 2,787,378	\$ 1,806,511	\$ 8,653,920	\$ 976,984	\$ 554,546	\$ 499,223	\$ 644,617	\$ 972,579
% Change from prior year	243.38%	-6.60%	54.30%	-79.12%	84.50%	76.18%	11.08%	-22.56%	-33.72%	15.37%
Average yearly increase (decrease)	18.12%					3.18%				
COLLEGE OF BUSINESS AND PUBLIC ADMINISTRATION										
Bank of America Entrepreneurial Center	\$ -	\$ -	\$ -	\$ -	\$ -	\$ -	\$ -	\$ -	\$ -	\$ 4,827
Business Administration	233,304	-	-	-	-	-	-	-	-	-
Economics	103,765	112,499	118,039	197,532	224,900	-	140,069	10,500	197,781	66,527
Information Systems/Decision Science	714,100	870,757	452,459	358,693	-	16,000	437,158	-	20,000	-
Urban Studies/Public Administration	-	49,700	-	-	26,731	-	-	-	-	26,731
College Total	\$ 1,051,169	\$ 1,032,956	\$ 570,497	\$ 556,225	\$ 251,631	\$ 16,000	\$ 577,227	\$ 10,500	\$ 217,781	\$ 98,085
% Change from prior year	1.76%	81.05%	2.57%	121.05%	-72.92%	-97.23%	5397.55%	-95.18%	122.03%	153.57%
Average yearly increase (decrease)	2.62%					-11.73%				

SCHEDULE 7

OLD DOMINION UNIVERSITY RESEARCH FOUNDATION
SUMMARY OF PROPOSAL AND AWARD ACTIVITY
FISCAL YEAR 2009 THROUGH FISCAL YEAR 2005

	PROPOSALS SUBMITTED				AWARDS FUNDED					
	FY 09	FY 08	FY 07	FY 06	FY 05	FY 09	FY 08	FY 07	FY 06	FY 05
COLLEGE OF EDUCATION										
Early Childhood, Speech Lang. Path. & Spec. Ed.	\$ 7,322,228	\$ 5,629,083	\$ 5,291,682	\$ 2,614,593	\$ 5,659,938	\$ 3,316,359	\$ 3,658,385	\$ 3,554,945	\$ 3,079,890	\$ 1,973,512
Educational Curriculum & Instruction	8,026,316	1,852,227	2,426,269	5,516,460	11,516,077	497,911	791,347	1,442,651	723,292	567,520
Educational Leadership & Counseling	2,284,565	1,652,349	232,857	2,051,336	1,046,905	517,248	209,908	166,562	459,763	246,327
Exercise Science, Phys. Ed. & Recreation	1,588,913	1,693,147	1,302,942	889,366	390,490	320,100	229,341	228,938	122,500	121,000
Foundations & Special Programs	-	163,992	-	-	7,500	75,718	-	-	-	-
Occupational & Technical Studies	626,608	104,027	140,273	385,780	523,464	141,368	104,027	176,532	205,393	151,900
Dean's Office	424,152	666,121	1,121,899	1,050,733	982,717	416,616	317,171	430,445	1,200,376	253,507
College Total	\$ 20,272,762	\$ 11,760,946	\$ 10,515,923	\$ 12,508,268	\$ 20,127,091	\$ 5,265,320	\$ 5,310,179	\$ 6,000,073	\$ 5,791,214	\$ 3,313,766
% Change from prior year	72.37%	11.84%	-15.93%	-37.85%	169.52%	-0.47%	-11.50%	3.61%	74.76%	35.99%
Average yearly increase (decrease)	34.29%					23.38%				
COLLEGE OF ENGINEERING & TECHNOLOGY										
Aerospace Engineering	\$ 11,589,215	\$ 4,774,643	\$ 4,445,919	\$ 1,515,917	\$ 4,639,069	\$ 1,312,071	\$ 1,153,213	\$ 1,267,927	\$ 142,534	\$ 718,302
Aerospace Engineering - SSRP	2,695,646	1,036,041	2,594,740	2,257,026	50,000	673,994	445,034	501,532	433,685	702,292
ARC: Applied Research Center	259,997	-	3,645,963	1,048,980	7,663,050	-	43,460	74,999	-	1,336,780
Center for Advanced Engineering Environments	3,489,863	4,748,502	1,837,844	1,162,798	831,304	508,882	628,270	371,188	423,512	437,948
Civil & Environmental Engineering	11,856,729	6,764,560	5,532,044	5,863,509	7,823,456	1,493,337	1,720,067	2,782,449	2,465,420	2,696,521
Electrical & Computer Engineering	10,390,149	44,253,445	2,658,420	756,774	1,028,272	2,600,585	1,072,833	431,893	235,788	801,724
Engineering Management	4,529,801	5,056,058	2,926,082	4,248,532	2,155,126	1,254,062	637,941	483,941	87,046	161,688
Engineering Technology	3,097,201	2,521,255	1,912,773	3,087,797	3,731,475	1,254,062	637,941	483,941	87,046	161,688
Mechanical Engineering	465,805	199,671	201,984	4,043,876	107,990	641,894	675,586	434,988	752,200	770,051
Mid-Atlantic Institute for Space & Technology	26,397,118	1,257,966	132,802	100,000	222,500	725,500	338,476	153,925	4,087,998	107,950
VA Commercial Space Flight Authority	345,169	502,165	370,262	176,280	136,515	1,401,457	1,311,997	1,961,779	1,014,732	961,548
VA Applied Tech and Professional Development	659,304	2,679,494	1,228,716	472,832	528,849	249,130	534,534	362,162	182,180	138,912
Dean's Office	-	-	-	-	-	164,688	359,930	159,360	122,832	163,400
College Total	\$ 75,775,997	\$ 73,793,800	\$ 27,487,569	\$ 24,734,320	\$ 28,917,606	\$ 11,025,800	\$ 8,921,341	\$ 9,026,141	\$ 9,947,927	\$ 8,999,156
% Change from prior year	2.69%	168.46%	11.13%	-14.47%	14.07%	23.59%	-1.16%	-9.27%	10.54%	-6.88%
Average yearly increase (decrease)	39.78%					2.82%				

SCHEDULE 7

OLD DOMINION UNIVERSITY RESEARCH FOUNDATION
SUMMARY OF PROPOSAL AND AWARD ACTIVITY
FISCAL YEAR 2009 THROUGH FISCAL YEAR 2005

	PROPOSALS SUBMITTED					AWARDS FUNDED				
	FY 09	FY 08	FY 07	FY 06	FY 05	FY 09	FY 08	FY 07	FY 06	FY 05
COLLEGE OF HEALTH SCIENCES										
Community & Environmental Health	\$ 4,544,662	\$ 1,779,490	\$ 787,975	\$ 642,409	\$ 1,049,177	\$ 157,749	\$ 323,744	\$ 55,296	\$ 26,164	\$ 99,684
Dental Hygiene	587,817	363,574	154,190	483,453	84,857	55,480	94,817	16,341	4,860	-
Medical Laboratory & Radiation Sciences	9,328,479	3,458,499	4,035,676	451,260	-	1,393,490	90,823	128,663	-	-
Nursing	1,866,576	765,686	1,330,283	1,914,451	5,212,717	388,774	740,014	547,727	475,949	368,697
Physical Therapy	2,148,358	512,022	2,015,630	108,303	155,689	51,999	120,887	32,097	-	-
Dean's Office	225,000	-	567,579	1,337,473	1,062,143	112,675	-	100,000	86,654	208,427
College Total	\$ 18,700,912	\$ 6,879,271	\$ 8,891,333	\$ 4,937,348	\$ 7,584,583	\$ 2,047,492	\$ 1,482,960	\$ 880,123	\$ 593,646	\$ 676,808
% Change from prior year	171.84%	-22.63%	80.08%	-34.73%	213.85%	38.07%	68.49%	48.26%	-12.29%	48.70%
Average yearly increase (decrease)	135.18%					69.97%				
COLLEGE OF SCIENCES										
Biological Sciences	\$ 7,644,920	\$ 9,435,061	\$ 9,089,838	\$ 8,006,681	\$ 15,000,479	\$ 1,894,772	\$ 2,665,605	\$ 2,615,865	\$ 2,801,383	\$ 2,075,062
Center for Coastal Physical Oceanography	3,364,980	6,458,457	5,451,273	3,784,899	3,244,036	995,137	581,552	850,604	1,428,483	1,051,795
Center for Coastal Physical Oceanography - SSRF	201,789	483,721	-	982,058	1,428,202	49,712	59,928	-	7,500	45,308
Center for Computational Sciences	32,500	-	990,496	295,214	-	-	-	7,500	-	25,000
Chemistry and Biochemistry	22,363,771	12,919,970	7,525,073	9,135,983	7,811,475	2,249,275	2,101,433	746,630	1,113,483	1,885,007
Computer Science	3,758,987	3,107,175	3,952,706	6,849,861	5,473,272	962,002	1,853,831	1,125,053	575,219	1,526,969
Mathematics and Statistics	4,423,786	3,313,008	1,628,833	3,350,814	4,165,762	1,103,165	324,941	884,060	330,255	819,143
Mathematics and Statistics - SSRF	-	-	-	-	-	-	-	-	19,000	369,488
Ocean, Earth & Atmospheric Sciences	10,975,538	5,855,885	15,946,286	9,257,343	10,511,305	2,767,949	2,902,774	3,044,300	2,344,621	1,355,004
Ocean, Earth & Atmospheric Sciences - SSRF	1,587,398	1,157,717	-	384,891	968,433	317,144	95,460	-	37,305	302,177
Physics	10,591,531	5,106,029	5,249,916	3,091,853	4,527,501	2,101,647	1,895,811	1,552,900	1,324,327	959,279
Psychology	5,642,140	2,551,847	986,360	5,369,170	3,272,378	1,131,846	298,428	709,423	508,422	1,046,048
Dean's Office	415,539	102,902	-	-	195,672	12,598	-	-	10,200	170,400
College Total	\$ 71,002,879	\$ 50,491,772	\$ 50,820,781	\$ 50,508,767	\$ 56,588,515	\$ 13,585,247	\$ 12,781,763	\$ 11,536,334	\$ 10,501,198	\$ 11,630,680
% Change from prior year	40.62%	-0.65%	0.62%	-10.74%	0.14%	6.29%	10.80%	9.86%	-9.71%	8.26%
Average yearly increase (decrease)	5.13%					5.29%				

SCHEDULE 7
OLD DOMINION UNIVERSITY RESEARCH FOUNDATION
SUMMARY OF PROPOSAL AND AWARD ACTIVITY
FISCAL YEAR 2009 THROUGH FISCAL YEAR 2005

	PROPOSALS SUBMITTED					AWARDS FUNDED				
	FY 09	FY 08	FY 07	FY 06	FY 05	FY 09	FY 08	FY 07	FY 06	FY 05
OFFICE OF RESEARCH AND OTHER UNITS										
Office of Research	\$ 880,224	\$ 284,540	\$ -	\$ -	\$ -	\$ 33,000	\$ 36,100	\$ -	\$ -	\$ -
VMAASC: Virginia Modeling, Analysis & Simulation Center	70,759,038	34,376,898	17,995,897	11,241,054	26,315,346	8,428,550	7,775,939	10,332,540	8,293,190	10,983,601
Frank Reidy Research Center for Bioelectronics	24,044,692	4,796,639	4,203,696	7,177,929	2,251,067	1,694,885	1,165,628	728,600	480,539	1,369,438
Office of Distance Learning	1,942,490	2,250,183	-	-	-	1,256,381	1,256,381	-	-	-
VA Tidewater Consortium for Higher Education	-	8,640,220	4,086,202	-	-	480,170	480,170	466,184	-	466,184
VA Space Grant Consortium	16,093,936	26,923,701	6,078,790	5,780,198	7,117,454	5,467,810	2,701,695	3,059,058	2,419,277	2,158,837
Miscellaneous Units	988,799	469,000	1,625,626	435,712	561,483	993,631	-	577,691	179,521	134,590
Total Non-University Activity	\$ 114,709,179	\$ 77,741,181	\$ 33,990,211	\$ 24,634,894	\$ 36,245,370	\$ 17,098,046	\$ 13,415,923	\$ 15,164,273	\$ 11,372,527	\$ 15,112,650
% Change from prior year	47.55%	128.72%	37.98%	-32.03%	19.98%	27.45%	-11.53%	33.34%	-24.75%	-11.81%
Average yearly increase (decrease)	55.94%					-0.05%				
GRAND TOTAL	\$ 310,452,256	\$ 224,303,256	\$ 135,063,692	\$ 119,686,333	\$ 158,348,716	\$ 50,034,889	\$ 43,043,939	\$ 43,116,666	\$ 39,068,911	\$ 40,803,724
% CHANGE FROM PRIOR YEAR	38.41%	66.07%	12.85%	-24.42%	24.13%	16.24%	-0.17%	10.36%	-4.25%	-1.24%
Average yearly increase (decrease)	28.67%					4.22%				