




Old Dominion University Research Foundation

To: Distribution

From: Julian F. Facenda 
Director of Finance

Date: January 26, 2009

Subject: Annual Report of Sponsored Program Activity - June 30, 2008

Attached please find the Annual Report of Sponsored Program Activity for the fiscal year ended June 30, 2008. This report measures sponsored program activity administered through Old Dominion University Research Foundation by the amount of expenditures (direct costs and indirect cost recoveries) incurred during the fiscal year. This report includes sponsored program activity administered by the Research Foundation for Old Dominion University and for certain independent entities affiliated with the University. The report also includes, as other research related activity, revenues and expenditures of the Langley Full Scale Tunnel.

Included in the report is a schedule of proposals submitted and awards funded for the fiscal year ended June 30, 2008 and the four previous fiscal years. Proposal activity is based upon the total dollar amount requested from sponsoring agencies exclusive of institutional or third party cost share amounts. Award activity reflects the dollar amount of actual funding committed during the reporting period.

Some key points to note are as follows:

- Sponsored program activity increased by 8.25% to a level of \$43.1 million
- The average yearly increase for the past five fiscal periods is 5.72%
- The top five funding sources for the fiscal year were:

U.S. Department of the Navy	\$7.2 million
National Science Foundation	\$5.0 million
National Space and Aeronautics Administration	\$4.9 million
Virginia Department of Education	\$3.4 million
Virginia General Assembly	\$1.8 million

These five agencies represent 52.0% of total sponsored research activity

- Activity of individual faculty conducting research through University-wide enterprise centers is reflected under the faculty member's home department. The research activity of core staff assigned to an enterprise center is reflected in the center's activity. The Virginia Modeling, Analysis and Simulation Center (VMASC) and Frank Reidy Research Center for Bioelectrics core staff activities are reported under the Office of Research and Other Units.
- University departments (including SSRP's and center activity) exceeding \$1 million for the fiscal year were:

Virginia Modeling, Analysis and Simulation Center	\$5.6 million
Engineering Management	\$3.6 million
Early Childhood, Speech Language Pathology and Special Education	\$3.6 million
Electrical & Computer Engineering	\$3.2 million
Ocean, Earth and Atmospheric Sciences	\$3.0 million
Chemistry & Biochemistry	\$2.6 million
Biological Sciences	\$2.2 million
Physics	\$1.7 million
Computer Science	\$1.2 million
Center for Coastal Physical Oceanography	\$1.0 million

- Proposal submissions during fiscal year 2008 increased 66.07% over fiscal year 2007 to \$224.3 million dollars. Awards funded during fiscal year 2008 decreased 0.17% from fiscal year 2007 levels. Awards funded have experienced an average yearly increase of 6.76% for the five year period since fiscal year 2003.

The following charts graphically depict current fiscal year research expenditures and the trend in research activity over the past six years:

Chart A – Research Expenditures for University and Non-University Units

This chart indicates percentage of total research expenditures for fiscal year 2008 for each college and reporting unit.

Chart B – Research Expenditures by Funding Source

This chart indicates the growth in sponsored research from \$33.5 million for fiscal year 2003 to \$43.1 million dollars for fiscal year 2008. This information represents expenditures incurred by funding source (Federal, State & Local, and Private Sponsors).

Should you have any questions concerning the enclosed report please do not hesitate to contact me at 683-4293 ext. 602.

* * *

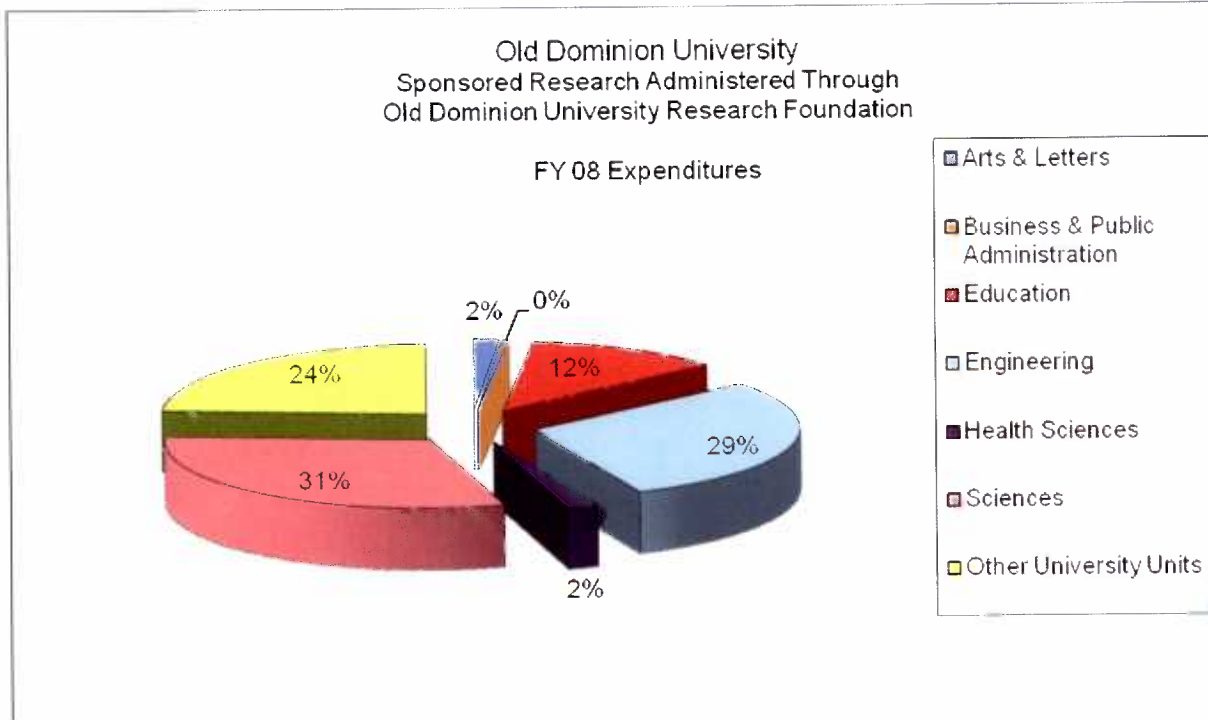


Chart A – Research Expenditures for University and Non-University Units

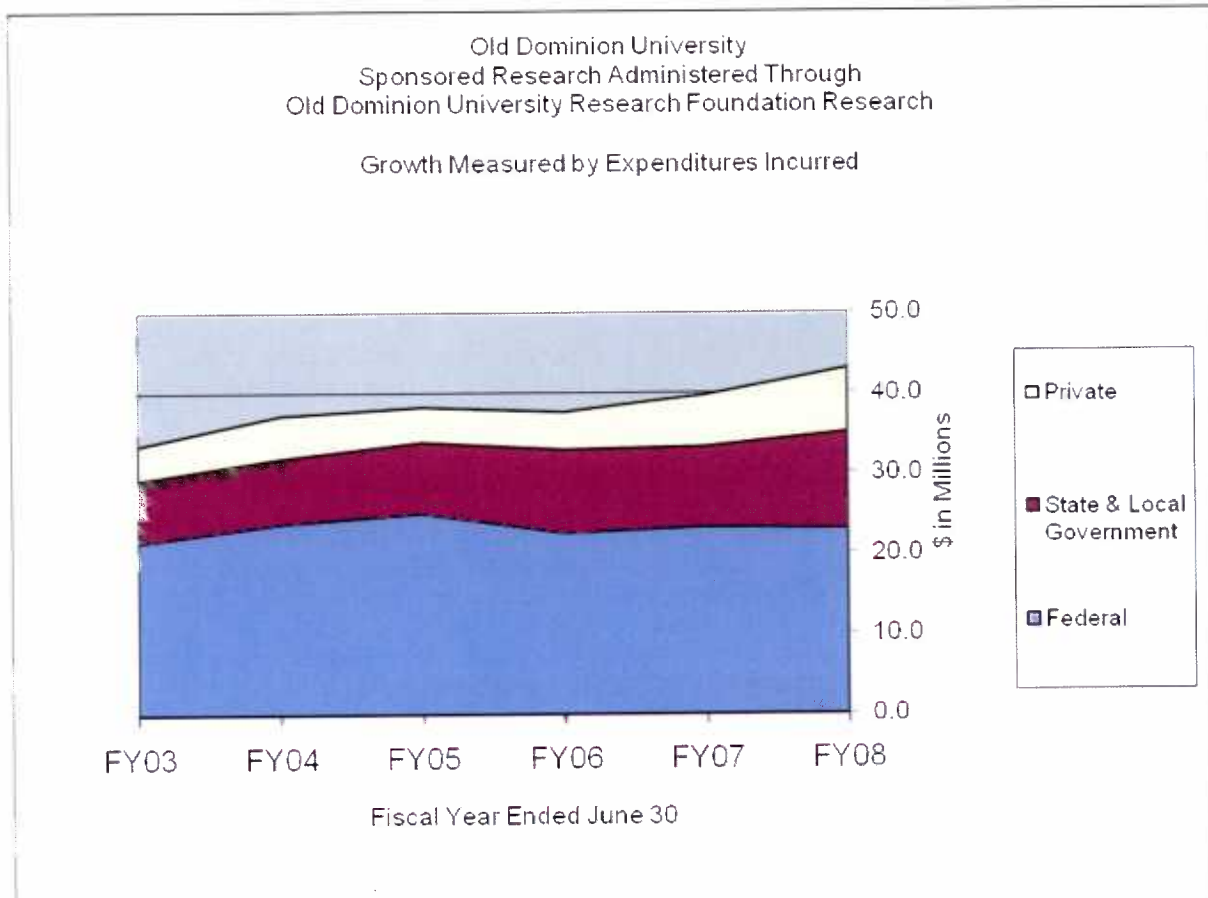


Chart B – Expenditures by Funding Source

DISTRIBUTION

Board of Trustees – ODURF
Dr. Philip J. Langlais
Ms. Marty Sharpe
Ms. Deb Swiecinski
Ms. Ruth B. Smith
Academic Department Chairs
Center Directors
Affiliated Unit Directors
College Deans (2 copies)
University Vice Presidents



**OLD DOMINION UNIVERSITY RESEARCH FOUNDATION
ANNUAL REPORT OF SPONSORED PROGRAM ACTIVITY**

FISCAL YEAR ENDED JUNE 30, 2008

CONTENTS

- Schedule 1** - Summary of Sponsored Program Activity
Fiscal Year 2008 through Fiscal Year 2004
- Schedule 2** - Summary of Sponsored Program Activity by Major Funding
Source – Fiscal Year 2008 through Fiscal Year 2004
- Schedule 3** - Comparison of Direct Cost, Indirect Cost and Effective Indirect
Cost Rates – University Units – Fiscal Year 2008 through
Fiscal Year 2006
- Schedule 4** - Sponsored Program Activity Individual Project Listing
Fiscal Year 2008
- Schedule 5** - Center Generated Activity Reported as Activity of an
Academic Department – Fiscal Year 2008
- Schedule 6** - Selected Center Activity - Langley Full Scale Tunnel –
Fiscal Year 2008 through Fiscal Year 2003
- Schedule 7** - Sponsored Program Activity – Proposals Submitted and
Awards Funded – Fiscal Year 2008 through Fiscal Year 2004

SCHEDULE 1

**Summary of Sponsored Program Activity
Fiscal Year 2008 through Fiscal Year 2003**

SCHEDULE 1
OLD DOMINION UNIVERSITY RESEARCH FOUNDATION
SUMMARY OF SPONSORED PROGRAM ACTIVITY

(MEASURED BY EXPENDITURES INCURRED)

FISCAL YEAR 2008 THROUGH FISCAL YEAR 2003

	FY 08	FY 07	FY 06	FY 05	FY 04	FY 03
COLLEGE OF ARTS & LETTERS						
Communication & Theatre Arts	\$ -	\$ -	\$ 2,000	\$ 2,000	\$ 2,800	\$ 800
English	6,000	5,000	7,200	8,525	3,526	7,954
Foreign Languages/Literatures	16,685	1,517	-	-	-	-
History	18,158	17,449	204	-	-	-
Interdisciplinary Studies	-	177	6,463	5,377	-	-
International Studies	-	-	-	41,907	-	-
Music	2,500	-	1,000	2,000	-	1,000
Political Science & Geography	138,862	62,380	126,763	77,628	74,398	72,209
Political Science & Geography - VMASC	-	199,280	12,645	-	-	-
Social Science Research Center	200,344	205,211	260,394	330,886	342,962	367,952
Sociology & Criminal Justice	279,840	192,443	270,497	358,551	269,502	258,148
Sociology & Criminal Justice - SSRC	-	3,161	15,927	-	-	-
Women's Studies	-	-	-	1,904	-	-
Dean's Office	-	-	3,000	-	-	-
College Total	\$ 662,369	\$ 686,618	\$ 706,093	\$ 828,778	\$ 693,188	\$ 708,063
% Change from prior year	-3.53%	-2.76%	-14.80%	19.56%	-2.10%	-15.79%
Average yearly increase (decrease)	-1.29%					

COLLEGE OF BUSINESS AND PUBLIC ADMINISTRATION

Bank of America Entrepreneurial Center	\$ -	\$ -	\$ -	\$ 97,133	\$ 193,910	\$ 476,622
Business Administration	370	-	-	1,041	1,359	9,612
Economics	87,268	40,542	41,370	82,792	40,930	10,363
Information Systems & Decision Sciences	62,028	1,670	7,543	15,214	17,251	16,553
Urban Studies/Public Administration	-	-	18,668	19,509	80,610	147,257
College Total	\$ 149,666	\$ 42,212	\$ 67,581	\$ 215,689	\$ 334,060	\$ 660,407
% Change from prior year	254.56%	-37.54%	-68.67%	-35.43%	-49.42%	23.05%
Average yearly increase (decrease)	-15.47%					

SCHEDULE 1
OLD DOMINION UNIVERSITY RESEARCH FOUNDATION
SUMMARY OF SPONSORED PROGRAM ACTIVITY

(MEASURED BY EXPENDITURES INCURRED)

FISCAL YEAR 2008 THROUGH FISCAL YEAR 2003

	FY 08	FY 07	FY 06	FY 05	FY 04	FY 03
COLLEGE OF EDUCATION						
Early Childhood, Speech Lang. Path. & Spec. Ed.	\$ 3,574,986	\$ 3,167,043	\$ 3,034,565	\$ 2,369,793	\$ 2,101,127	\$ 1,635,742
Educational Curriculum & Instruction	581,855	689,783	417,960	137,529	181,483	362,222
Educational Leadership & Counseling	218,669	303,896	260,315	147,540	3,229	77,381
Exercise Science, Phys. Ed. & Recreation	225,484	121,528	220,066	158,605	174,842	208,703
Occupational & Technical Studies	93,280	312,571	371,276	179,055	139,291	9,274
Dean's Office	550,173	638,222	445,704	408,623	369,771	252,101
College Total	\$ 5,244,447	\$ 5,233,043	\$ 4,749,886	\$ 3,401,135	\$ 2,969,743	\$ 2,545,423
% Change from prior year	0.22%	10.17%	39.66%	14.53%	16.67%	-11.46%
Average yearly increase (decrease)	21.21%					
COLLEGE OF ENGINEERING & TECHNOLOGY						
Aerospace Engineering	\$ 883,752	\$ 524,544	\$ 740,988	\$ 521,661	\$ 334,695	\$ 387,791
Aerospace Engineering - SSRP	-	-	14,980	56,433	221,437	38,464
Center for Advanced Engineering Environments	94,764	317,081	889,931	927,587	1,627,211	1,725,872
Civil & Environmental Engineering	389,098	447,761	358,144	182,373	626,272	438,657
Electrical & Computer Engineering	1,610,851	1,174,396	807,834	1,289,644	1,612,313	1,249,621
Electrical & Computer Engineering - VMASC	252,106	500,252	3,777,390	1,828,217	279,113	379,120
Electrical & Computer Engineering - Bioelectronics	917,867	1,027,431	1,951,642	1,959,894	1,731,929	1,504,210
Electrical & Computer Engineering - ARC	495,046	470,450	693,536	647,764	763,703	792,875
Engineering Management	761,417	67,469	359,395	569,313	508,009	216,006
Engineering Management - VMASC	2,828,411	522,789	-	-	-	-
Engineering Technology	395,462	147,370	138,105	166,966	289,129	246,826
Engineering Technology - ARC	88,782	-	-	-	-	-
Mechanical Engineering	545,141	542,864	719,722	935,757	1,178,826	879,806
Mechanical Engineering - ARC	167,260	-	-	-	-	-
Virginia Applied Technology & Professional Development Center	403,912	321,299	71,265	143,548	349,448	418,407
Virginia Commercial Space Flight Authority	1,109,704	1,753,662	1,258,361	1,034,526	1,969,143	1,045,171
Virginia Space Flight Academy	110,356	106,571	69,865	61,797	89,866	56,572
Mid-Atlantic Institute for Space & Technology	1,354,151	2,192,574	747,745	20,231	-	-
Dean's Office	270,261	442,766	134,277	152,480	13,299	-
Dean's Office - ARC	38,347	-	-	-	-	-
College Total	\$ 12,716,688	\$ 10,559,289	\$ 12,733,180	\$ 10,518,191	\$ 11,594,393	\$ 9,379,398
% Change from prior year	20.43%	-17.07%	21.06%	-9.28%	23.62%	18.65%
Average yearly increase (decrease)	7.12%					

SCHEDULE 1
OLD DOMINION UNIVERSITY RESEARCH FOUNDATION
SUMMARY OF SPONSORED PROGRAM ACTIVITY

(MEASURED BY EXPENDITURES INCURRED)
FISCAL YEAR 2008 THROUGH FISCAL YEAR 2003

	FY 08	FY 07	FY 06	FY 05	FY 04	FY 03
COLLEGE OF HEALTH SCIENCES						
Community & Environmental Health	\$ 96,314	\$ 49,664	\$ 101,652	\$ 43,000	\$ -	\$ 23,995
Community & Environmental Health - SSRC	-	1,557	7,844	-	-	-
Community & Environmental Health - VMASC	41,575	-	-	-	-	-
Dental Hygiene	51,665	18,733	14,966	19,778	29,971	24,803
Med Lab Radiation SCI	70,376	37,616	-	-	-	-
Med Lab Radiation SCI - VMASC	8,003	24,910	-	-	-	-
Med Lab Radiation SCI - Bioelectrics	-	958	-	-	-	-
Nursing	362,137	468,643	406,811	422,648	268,250	-
Physical Therapy	60,825	54,138	-	-	-	-
Dean's Office	121,411	95,269	138,608	94,261	31,713	-
College Total	\$ 812,306	\$ 751,488	\$ 669,901	\$ 579,687	\$ 329,934	\$ 48,798
% Change from prior year	8.09%	12.18%	15.56%	75.70%	576.12%	-10.94%
Average yearly increase (decrease)	312.93%					
COLLEGE OF SCIENCES						
Biological Sciences	\$ 2,193,431	\$ 2,267,911	\$ 1,930,527	\$ 1,619,904	\$ 1,769,369	\$ 2,404,657
Center for Biotechnology	-	-	-	-	12,003	171,324
Center for Coastal Physical Oceanography	922,097	1,094,736	1,147,248	1,225,906	1,088,294	996,744
Center for Coastal Physical Oceanography - SSRP	112,941	73,265	134,807	170,742	383,753	424,325
Center for Computational Science	222,807	246,327	53,658	40,500	95,512	274,551
Chemistry and Biochemistry	1,742,679	1,734,386	1,368,016	1,104,180	1,262,936	1,258,107
Chemistry and Biochemistry - VCERC	855,308	-	-	-	-	-
Computer Science	1,205,207	1,005,430	1,194,615	1,249,471	1,218,125	883,631
Mathematics and Statistics	551,191	485,554	364,404	378,696	269,896	218,899
Mathematics and Statistics - SSRP	-	21,336	143,403	180,357	315,425	339,386
Ocean, Earth & Atmospheric Sciences	2,804,667	1,961,042	1,701,548	1,619,221	1,466,929	1,473,918
Ocean, Earth & Atmospheric Sciences - SSRP	158,457	103,037	310,142	233,139	216,500	209,993
Ocean, Earth & Atmospheric Sciences - Bioelectrics	6,539	-	-	-	-	-
Physics	1,727,286	1,368,251	1,575,621	1,124,366	810,355	712,784
Psychology	685,130	697,430	766,281	812,167	881,089	828,486
Psychology - VMASC	15,176	36,003	289,878	-	-	-
Dean's Office	-	181	6,659	148,229	-	-
College Total	\$ 13,202,916	\$ 11,094,889	\$ 10,986,807	\$ 9,906,898	\$ 9,790,186	\$ 10,196,805
% Change from prior year	19.00%	0.98%	10.90%	1.19%	-3.99%	-7.59%
Average yearly increase (decrease)	5.90%					

SCHEDULE 1
OLD DOMINION UNIVERSITY RESEARCH FOUNDATION
SUMMARY OF SPONSORED PROGRAM ACTIVITY

(MEASURED BY EXPENDITURES INCURRED)

FISCAL YEAR 2008 THROUGH FISCAL YEAR 2003

	FY 08	FY 07	FY 06	FY 05	FY 04	FY 03
OFFICE OF RESEARCH AND OTHER UNITS						
Office of Research	\$ 15,332	\$ 111,650	\$ 199,568	\$ 1,922,355	\$ 1,361,746	\$ 1,436,931
VMASC: Virginia Modeling, Analysis & Simulation Center	5,597,514	7,034,562	4,683,165	8,163,713	6,532,629	5,608,730
Frank Reidy Research Center for Bioelectronics	311,949	59,490	-	-	-	-
Office of Distance Learning	752,312	141,183	-	-	-	-
Association for Consortium Leadership	45,600	48,696	41,187	28,176	39,682	39,870
National University Teleconference Network	11,113	85,043	118,252	101,876	86,795	74,245
Virginia Tidewater Consortium for Higher Education	478,798	452,144	481,811	446,243	491,212	423,267
Virginia Space Grant Consortium	3,061,674	3,464,182	2,209,435	2,137,222	2,308,124	2,256,649
Miscellaneous ODU Units	(1,769)	13,657	15,640	33,089	722,545	108,684
Total Other Units	\$ 10,272,523	\$ 11,410,807	\$ 7,749,058	\$ 12,832,674	\$ 11,542,733	\$ 9,948,376
% Change from prior year	-9.98%	47.25%	-39.61%	11.18%	16.03%	7.77%
Average yearly increase (decrease)	0.65%					
GRAND TOTAL	\$ 43,060,935	\$ 39,778,346	\$ 37,662,506	\$ 38,283,052	\$ 37,254,237	\$ 33,487,270
% CHANGE FROM PRIOR YEAR	8.25%	5.62%	-1.62%	2.76%	11.25%	3.11%
Average yearly increase (decrease)	5.72%					

SCHEDULE 2

Summary of Sponsored Program Activity

Major Funding Source

Fiscal Year 2008 through Fiscal Year 2004

SCHEDULE 2
OLD DOMINION UNIVERSITY RESEARCH FOUNDATION
SUMMARY OF SPONSORED PROGRAM ACTIVITY BY MAJOR FUNDING SOURCE
(MEASURED BY EXPENDITURES INCURRED)
FISCAL YEAR 2008 THROUGH FISCAL YEAR 2004

FUNDING SOURCE / AGENCY	FY08		FY07		FY06		FY05		FY04	
	Amount	Percent of Total	Amount	Percent of Total	Amount	Percent of Total	Amount	Percent of Total	Amount	Percent of Total
FEDERAL										
U.S. Department of The Navy	\$ 7,232,693	16.8%	\$ 6,743,255	17.0%	\$ 6,942,799	18.4%	\$ 8,289,626	21.7%	\$ 6,055,427	16.3%
National Science Foundation	4,961,984	11.5%	4,001,034	10.1%	4,466,213	11.9%	4,278,124	11.2%	4,423,606	11.9%
National Aeronautics & Space Administration	4,895,965	11.4%	7,215,504	18.1%	5,772,711	15.3%	5,545,103	14.5%	7,982,818	21.4%
U.S. Marine Corp	1,159,816	2.7%	270,180	0.7%	278,985	0.7%	-	0.0%	-	0.0%
U.S. Department of Health & Human Services	1,139,632	2.6%	956,109	2.4%	825,895	2.2%	944,904	2.5%	429,375	1.2%
U.S. Department of Energy	1,052,335	2.4%	1,022,151	2.6%	1,045,593	2.8%	878,022	2.3%	805,965	2.2%
U.S. Department of The Air Force	673,681	1.6%	1,123,328	2.8%	1,566,975	4.2%	1,973,877	5.2%	1,858,902	5.0%
U.S. Department of Education	622,999	1.4%	572,946	1.4%	480,357	1.3%	491,673	1.3%	691,547	1.9%
U.S. Department of Defense - Other	559,157	1.3%	407,372	1.0%	173,105	0.5%	96,108	0.3%	141,392	0.4%
U.S. Department of Library SVC	269,082	0.6%	259,955	0.7%	-	0.0%	-	0.0%	-	0.0%
Institut of Museum and Library SVC	236,411	0.5%	161,910	0.4%	52,169	0.1%	277,888	0.7%	347,347	0.9%
U.S. Department of The Army	178,757	0.4%	96,204	0.2%	-	0.0%	-	0.0%	-	0.0%
Federal Aviation Administration	85,328	0.2%	173,449	0.4%	251,915	0.7%	299,869	0.8%	225,730	0.6%
National Oceanic & Atmospheric Administration	-	0.0%	111,650	0.3%	180,255	0.5%	1,632,636	4.3%	-	0.0%
U.S. Department of Transportation	-	0.0%	205,042	0.5%	588,815	1.5%	378,257	1.0%	843,852	2.3%
Other Federal	67,938	0.2%	-	0.0%	-	0.0%	-	0.0%	-	0.0%
SUBTOTAL FEDERAL	\$ 23,115,778	53.7%	\$ 23,320,089	58.6%	\$ 22,605,787	60.0%	\$ 25,086,087	65.5%	\$ 23,805,961	63.9%
STATE & LOCAL GOVERNMENT AND AGREEMENTS WITH OTHER UNIVERSITIES										
Old Dominion University - See Note	\$ 5,630,624	13.1%	\$ 4,246,733	10.7%	\$ 4,205,916	11.2%	\$ 2,802,932	7.3%	\$ 1,590,059	4.3%
Virginia Department of Environmental Quality	1,053,723	2.4%	1,055,371	2.7%	981,661	2.6%	910,828	2.4%	916,253	2.5%
Eastern Virginia Medical School	716,366	1.7%	488,957	1.2%	332,846	0.9%	654,421	1.7%	678,684	1.8%
Newport News Public Schools	388,796	0.9%	370,470	0.9%	437,313	1.2%	239,437	0.6%	182,016	0.5%
Virginia Marine Resources Commission	345,165	0.8%	374,988	0.9%	272,258	0.7%	265,230	0.7%	232,319	0.6%
Virginia Polytechnic Institute & State University	341,855	0.8%	77,645	0.2%	1,752	0.0%	34,040	0.1%	29,008	0.1%
Virginia Department of Emergency Management	339,187	0.8%	132,281	0.3%	-	0.0%	-	0.0%	-	0.0%
Center Innovative Technology	222,578	0.5%	376,509	0.9%	184,020	0.5%	138,525	0.4%	279,784	0.8%
Virginia Department of Education	209,768	0.5%	126,518	0.3%	399,426	1.1%	685,843	1.8%	925,090	2.5%
State Council of Higher Education for Virginia	194,500	0.5%	144,750	0.4%	190,528	0.5%	170,000	0.4%	171,401	0.5%
Virginia Department of Mines, Minerals & Energy	157,625	0.4%	50,279	0.1%	15,759	0.0%	29,803	0.1%	27,331	0.1%
N Illinois University	150,588	0.3%	97,710	0.2%	117,302	0.3%	33,503	0.1%	-	0.0%
Virginia Department of Motor Vehicles	108,664	0.3%	65,036	0.2%	67,531	0.2%	59,283	0.2%	95,481	0.3%
Florida Fish and Wildlife Conservation Commission	107,799	0.3%	12,174	0.0%	13,067	0.0%	18,453	0.0%	-	0.0%
State University of New York	106,101	0.2%	99,992	0.3%	3,868	0.0%	50,613	0.1%	81,890	0.2%
University of Memphis	105,444	0.2%	132,679	0.3%	108,573	0.3%	111,643	0.3%	80,974	0.2%
Virginia Institute of Marine Sciences	102,756	0.2%	-	0.0%	-	0.0%	3,987	0.0%	12,982	0.0%
Hampton Roads Planning District Commission	88,952	0.2%	25,019	0.1%	189,739	0.5%	114,833	0.3%	-	0.0%
Virginia General Assembly	87,850	0.2%	102,956	0.3%	87,924	0.2%	124,193	0.3%	214,274	0.6%
George Mason University	37,556	0.1%	104,158	0.3%	146,227	0.4%	321,930	0.8%	349,669	0.9%
Virginia Transportation Research COU	36,350	0.1%	126,457	0.3%	-	0.0%	-	0.0%	-	0.0%
Virginia Department of Health	10,445	0.0%	104,088	0.3%	233,784	0.6%	255,004	0.7%	184,283	0.5%
Other State & Local	1,459,125	3.4%	1,681,969	4.2%	2,374,353	6.3%	1,811,788	4.7%	2,026,071	5.4%
SUBTOTAL STATE & LOCAL	\$ 12,001,817	27.9%	\$ 9,996,739	25.1%	\$ 10,363,847	27.5%	\$ 8,836,289	23.1%	\$ 8,077,569	21.7%

SCHEDULE 2
OLD DOMINION UNIVERSITY RESEARCH FOUNDATION
SUMMARY OF SPONSORED PROGRAM ACTIVITY BY MAJOR FUNDING SOURCE
(MEASURED BY EXPENDITURES INCURRED)
FISCAL YEAR 2008 THROUGH FISCAL YEAR 2004

FUNDING SOURCE / AGENCY	FY08		FY07		FY06		FY05		FY04	
	Amount	Percent of Total	Amount	Percent of Total	Amount	Percent of Total	Amount	Percent of Total	Amount	Percent of Total
PRIVATE AND OTHER SPONSORS										
National Institute of Aerospace	\$ 1,661,402	3.9%	\$ 1,424,934	3.6%	\$ 464,629	1.2%	\$ 138,457	0.4%	\$ 159,760	0.4%
ITA International, Inc.	843,091	2.0%	142,783	0.4%	-	0.0%	-	0.0%	-	0.0%
Jefferson Science Associates	782,873	1.8%	554,193	1.4%	-	0.0%	-	0.0%	-	0.0%
World Conservation Union	254,709	0.6%	160,096	0.4%	64,823	0.2%	3,456	0.0%	6,526	0.0%
Mitre Corporation	232,197	0.5%	218,385	0.5%	27,989	0.1%	-	0.0%	-	0.0%
Computer Science Corp.	215,894	0.5%	232,947	0.6%	270,688	0.7%	57,445	0.2%	-	0.0%
Advanced Technology Institute	162,149	0.4%	34,036	0.1%	-	0.0%	88,199	0.2%	96,379	0.3%
General Dynamics	159,581	0.4%	157,357	0.4%	237,293	0.6%	221,376	0.6%	793,748	2.1%
Institute for Advanced Learning and Research	154,417	0.4%	68,767	0.2%	-	0.0%	-	0.0%	-	0.0%
A.L. Philpott Manufacturing	150,000	0.3%	219,044	0.6%	17,234	0.0%	47,051	0.1%	60,936	0.2%
Sentara Hospitals	140,671	0.3%	13,342	0.0%	-	0.0%	2,124	0.0%	7,875	0.0%
National Space Grant Consortium	132,551	0.3%	75,632	0.2%	76,178	0.2%	47,599	0.1%	47,038	0.1%
General Command of Gandarme	118,141	0.3%	90,346	0.2%	123,892	0.3%	13,400	0.0%	-	0.0%
Center for Public/Private Partnership	107,907	0.3%	32,778	0.1%	-	0.0%	-	0.0%	-	0.0%
IPM Technologies, Inc.	101,324	0.2%	89,099	0.2%	-	0.0%	-	0.0%	90,752	0.2%
Hampton University	100,402	0.2%	93,987	0.2%	92,302	0.2%	33,708	0.1%	3,208	0.0%
Coherent Systems International	70,936	0.2%	206,324	0.5%	-	0.0%	-	0.0%	-	0.0%
Raytheon Aircraft Company	61,084	0.1%	34,172	0.1%	54,507	0.1%	172,406	0.5%	-	0.0%
The Innovation Factory	61,001	0.1%	52,753	0.1%	437,770	1.2%	321,341	0.8%	23,296	0.1%
Bioelectrics, Inc.	32,177	0.1%	122,652	0.3%	123,625	0.3%	-	0.0%	-	0.0%
Los Alamos National Laboratory	21,330	0.0%	62,000	0.2%	90,350	0.2%	125,778	0.3%	68,633	0.2%
National University Teleconference Network	12,061	0.0%	86,442	0.2%	119,706	0.3%	103,809	0.3%	88,438	0.2%
Calabazas Creek Research	1,933	0.0%	136,814	0.3%	99,103	0.3%	21,486	0.1%	-	0.0%
Northrup Grumman	-	0.0%	11,038	0.0%	4,591	0.0%	59,674	0.2%	744,888	2.0%
VMASC Memberships	73,306	0.2%	146,699	0.4%	68,796	0.2%	149,101	0.4%	129,857	0.3%
Other Private Sponsors	2,292,203	5.3%	1,994,898	5.0%	2,317,396	6.2%	2,754,566	7.2%	3,049,373	8.2%
SUBTOTAL PRIVATE	\$ 7,943,340	18.4%	\$ 6,461,518	16.2%	\$ 4,692,872	12.5%	\$ 4,360,676	11.4%	\$ 5,370,707	14.4%
TOTAL	\$ 43,060,935	100.0%	\$ 39,778,346	100.0%	\$ 37,662,506	100.0%	\$ 38,283,052	100.0%	\$ 37,254,237	100.0%

Note: Certain agencies require direct award to Old Dominion University. The following represents the expenditures by agency on projects passed through by the University.

Old Dominion University pass through from:										
Virginia Department Of Education	\$ 3,441,821	8.0%	\$ 3,331,947	8.4%	\$ 3,067,686	8.1%	\$ 2,026,757	5.3%	\$ 1,301,202	3.5%
Virginia General Assembly	1,837,022	4.3%	676,087	1.7%	591,952	1.6%	394,060	1.0%	-	0.0%
National Aeronautics & Space Administration	60,000	0.1%	-	0.0%	-	0.0%	-	0.0%	-	0.0%
Virginia Department Of Health	50,773	0.1%	77,977	0.2%	23,771	0.1%	14,441	0.0%	14,550	0.0%
Virginia Department Of Mental Health & Retardation	49,235	0.1%	107,801	0.3%	107,801	0.3%	221,278	0.6%	240,527	0.6%
Tidewater Community College	-	0.0%	1,322	0.0%	5,872	0.0%	19,500	0.1%	13,336	0.0%
Other ODU	191,773	0.4%	120,507	0.3%	408,834	1.1%	126,896	0.3%	20,444	0.1%
Old Dominion University Total	\$ 5,630,624	13.1%	\$ 4,246,733	10.7%	\$ 4,205,916	11.2%	\$ 2,802,932	7.3%	\$ 1,590,059	4.3%

Note: Certain prior year amounts have been restated to be consistent with current year presentation.

SCHEDULE 3

**Comparison of Direct Cost, Indirect Cost and
Effective Indirect Cost Rates**

Fiscal Year 2008 through Fiscal Year 2006

SCHEDULE 3
OLD DOMINION UNIVERSITY RESEARCH FOUNDATION
REPORT OF SPONSORED PROGRAM ACTIVITY
DIRECT COST, INDIRECT COST AND EFFECTIVE INDIRECT COST RATE
(MEASURED BY EXPENDITURES INCURRED)
FISCAL YEAR 2008 THROUGH FISCAL YEAR 2006

	Fiscal Year 2008			Fiscal Year 2007			Fiscal Year 2006			Effective Indirect Cost Rate	TOTAL PROJECT COSTS	Effective Indirect Cost Rate	TOTAL PROJECT COSTS
	TOTAL DIRECT COSTS	TOTAL INDIRECT COSTS	TOTAL PROJECT COSTS	TOTAL DIRECT COSTS	TOTAL INDIRECT COSTS	TOTAL PROJECT COSTS	TOTAL DIRECT COSTS	TOTAL INDIRECT COSTS	TOTAL PROJECT COSTS				
COLLEGE OF ARTS AND LETTERS	\$ -	\$ -	\$ -	\$ -	\$ -	\$ -	\$ -	\$ -	\$ -	0.0%	\$ -	0.0%	\$ -
Dean's Office	6,000	-	6,000	5,000	-	5,000	-	-	-	0.0%	2,000	0.0%	2,000
Department of Communication and Theatre Arts	12,204	4,481	16,685	1,068	449	1,517	-	-	-	0.0%	7,200	0.0%	7,200
Department of English	14,411	3,747	18,158	13,849	3,600	17,449	-	-	-	42.0%	-	25.9%	-
Department of Foreign Languages/Literatures	-	-	-	177	-	177	-	-	-	0.0%	162	0.0%	162
Department of History	2,500	-	2,500	-	-	-	-	-	-	0.0%	6,463	0.0%	6,463
Department of Interdisciplinary Studies	106,963	31,809	138,772	47,564	14,816	62,380	25,811	126,763	31.1%	1,000	25.6%	1,000	
Department of Music	231,299	48,541	279,840	140,338	59,942	199,280	8,905	12,645	42.0%	8,905	31.9%	12,645	
Department of Political Science & Geography - VMASC	164,351	35,963	200,314	2,874	287	3,161	14,479	15,927	10.0%	14,479	10.0%	15,927	
Department of Sociology & Criminal Justice - SSRC	537,728	124,661	662,389	186,302	19,909	206,211	242,375	18,019	10.1%	242,375	7.4%	260,394	
Social Science Research Center	-	-	-	551,861	134,757	686,618	-	-	-	24.4%	581,609	19.4%	706,093
COLLEGE OF BUSINESS AND PUBLIC ADMINISTRATION	\$ 260	\$ 110	\$ 370	\$ -	\$ -	\$ -	\$ -	\$ -	\$ -	0.0%	\$ -	0.0%	\$ -
Department of Business Administration	64,348	22,920	87,268	31,370	9,172	40,542	33,846	7,524	29.2%	33,846	22.2%	41,370	
Department of Economics	43,682	18,346	62,028	1,219	451	1,670	5,506	2,037	37.0%	5,506	37.0%	7,543	
Department of Information Systems / Decision Sciences	-	-	-	-	-	-	14,816	3,852	0.0%	14,816	26.0%	18,668	
Center for Urban Studies & Public Administration	-	-	-	-	-	-	-	-	-	0.0%	-	0.0%	-
COLLEGE OF BUSINESS & PUBLIC ADMINISTRATION	\$ 108,290	\$ 41,376	\$ 149,666	\$ 32,589	\$ 9,623	\$ 42,212	\$ 54,168	\$ 13,413	\$ 29.5%	\$ 54,168	20.3%	\$ 67,581	
COLLEGE OF EDUCATION	\$ 511,713	\$ 38,460	\$ 550,173	\$ 596,914	\$ 41,308	\$ 638,222	\$ 417,312	\$ 28,392	\$ 6.9%	\$ 417,312	6.9%	\$ 445,704	
Dean's Office	3,394,318	180,666	3,574,986	3,015,112	151,931	3,167,043	2,877,100	157,465	5.0%	2,877,100	5.5%	3,034,565	
Department of Early Childhood, Speech Pathology, Special Ed	506,831	75,024	581,855	631,979	57,804	689,783	367,681	50,279	9.1%	367,681	13.7%	417,960	
Department of Educational Curriculum & Instruction	213,198	5,471	218,669	214,169	29,727	303,896	249,420	10,895	10.8%	249,420	4.4%	260,315	
Department of Educational Leadership & Counseling	163,070	42,414	205,484	114,152	7,376	121,528	216,313	3,753	6.5%	216,313	1.7%	220,066	
Department of Exercise Science, Physical Education & Recreation	86,973	6,307	93,280	254,808	57,763	312,571	308,579	62,697	22.7%	308,579	20.3%	371,276	
Department of Occupational & Technical Studies	4,896,103	348,344	5,244,447	4,887,134	345,909	5,233,043	4,436,405	313,481	7.1%	4,436,405	7.1%	4,749,886	
COLLEGE OF ENGINEERING	\$ 231,791	\$ 38,470	\$ 270,261	\$ 376,738	\$ 66,028	\$ 442,766	\$ 134,277	\$ -	\$ 17.5%	\$ 134,277	0.0%	\$ -	
Dean's Office	27,005	11,342	38,347	438,260	86,284	524,544	646,366	94,622	0.0%	646,366	14.6%	740,888	
Department of Aerospace Engineering - ARC	728,107	155,645	883,752	-	-	-	11,889	3,091	19.7%	11,889	26.0%	14,980	
Department of Aerospace Engineering - SSRP	-	-	-	-	-	-	-	-	0.0%	-	0.0%	-	
Center for Advanced Engineering Environments	70,555	24,209	94,764	250,435	66,646	317,081	732,455	157,476	26.6%	732,455	21.5%	889,931	
Department of Civil & Environmental Engineering	288,973	90,225	389,098	355,750	92,011	447,761	258,720	99,424	25.9%	258,720	38.4%	358,144	
Department of Electrical & Computer Engineering	1,292,750	318,101	1,610,851	924,926	249,470	1,174,396	659,362	148,472	27.0%	659,362	22.5%	807,834	
Department of Electrical & Computer Engineering - VMASC	177,930	74,176	252,106	360,621	139,631	500,252	3,099,915	677,475	38.2%	3,099,915	21.9%	3,777,390	
Department of Electrical & Computer Engineering - Bioelectronics	717,869	199,998	917,867	876,571	150,860	1,027,431	1,576,000	375,642	17.2%	1,576,000	23.8%	1,951,642	
Department of Electrical & Computer Engineering - ARC	387,972	107,074	495,046	377,341	93,109	470,450	586,981	106,555	24.7%	586,981	18.2%	693,536	
Department of Electrical & Computer Engineering - VMASC	602,969	158,448	761,417	47,185	20,284	67,469	280,546	78,849	43.0%	280,546	28.1%	359,395	
Department of Engineering Management	2,550,318	278,093	2,828,411	381,225	141,574	522,799	559,846	159,876	37.1%	559,846	28.6%	719,722	
Department of Engineering Management - VMASC	415,535	129,606	545,141	402,582	140,282	542,864	-	-	34.8%	-	0.0%	-	
Department of Mechanical Engineering	131,422	35,838	167,260	118,739	28,631	147,370	99,633	38,472	0.0%	99,633	38.6%	138,105	
Department of Mechanical Engineering - ARC	331,317	64,145	395,462	-	-	-	-	-	24.1%	-	0.0%	-	
Department of Engineering Technology	67,032	21,750	88,782	258,454	62,845	321,299	61,025	10,240	24.3%	61,025	16.8%	71,265	
Department of Engineering Technology - ARC	297,126	106,786	403,912	1,616,072	137,590	1,753,662	1,192,533	65,828	8.5%	1,192,533	5.5%	1,258,361	
Virginia Applied Technology & Professional Development Center	1,014,769	94,935	1,109,704	1,065,711	106,571	1,172,282	69,865	69,865	0.0%	69,865	0.0%	69,865	
Virginia Commercial Space Flight Authority	1,068,463	285,688	1,354,151	1,690,962	501,612	2,192,574	608,902	138,843	29.7%	608,902	22.8%	747,745	
Virginia Space Flight Academy	-	-	-	8,582,432	1,976,857	10,559,289	10,578,315	2,154,865	23.0%	10,578,315	20.4%	12,733,180	
Mic-Atlantic Institute for Space & Technology	10,922,159	2,194,529	12,716,688	8,582,432	1,976,857	10,559,289	10,578,315	2,154,865	23.0%	10,578,315	20.4%	12,733,180	
COLLEGE OF ENGINEERING	\$ 10,922,159	\$ 2,194,529	\$ 12,716,688	\$ 8,582,432	\$ 1,976,857	\$ 10,559,289	\$ 10,578,315	\$ 2,154,865	\$ 23.0%	\$ 10,578,315	\$ 20.4%	\$ 12,733,180	

SCHEDULE 3
OLD DOMINION UNIVERSITY RESEARCH FOUNDATION
REPORT OF SPONSORED PROGRAM ACTIVITY
DIRECT COST, INDIRECT COST AND EFFECTIVE INDIRECT COST RATE
(MEASURED BY EXPENDITURES INCURRED)
FISCAL YEAR 2008 THROUGH FISCAL YEAR 2005

	Fiscal Year 2008			Fiscal Year 2007			Fiscal Year 2006		
	TOTAL DIRECT COSTS	TOTAL INDIRECT COSTS	Effective Indirect Cost Rate	TOTAL DIRECT COSTS	TOTAL INDIRECT COSTS	Effective Indirect Cost Rate	TOTAL DIRECT COSTS	TOTAL INDIRECT COSTS	Effective Indirect Cost Rate
COLLEGE OF HEALTH SCIENCES									
Dean's Office	\$ 87,651	\$ 33,750	38.5%	\$ 71,726	\$ 23,543	32.8%	\$ 119,125	\$ 19,483	16.4%
School of Community & Environmental Health - SSRC	82,677	13,637	16.5%	46,562	3,102	6.7%	95,823	5,829	6.1%
School of Community & Environmental Health - VMASC	-	-	0.0%	1,415	142	10.0%	7,131	713	10.0%
School of Dental Hygiene	38,495	3,080	8.0%	16,191	2,542	15.7%	10,638	4,348	40.9%
Med Lab Radiation SCI	47,550	4,115	8.7%	37,025	3,668	1.6%	-	-	0.0%
Med Lab Radiation SCI - VMASC	70,376	8,003	0.3%	17,542	7,368	42.0%	-	-	0.0%
Med Lab Radiation SCI - Bioelectrics	7,976	27	0.0%	958	-	0.0%	-	-	0.0%
School of Nursing	344,910	17,227	5.0%	448,440	20,203	4.5%	389,481	17,330	4.4%
School of Physical Therapy	60,825	-	0.0%	54,138	-	0.0%	-	-	0.0%
COLLEGE OF HEALTH SCIENCES	\$ 740,460	\$ 71,846	9.7%	\$ 653,957	\$ 57,491	8.3%	\$ 622,198	\$ 47,703	7.7%
COLLEGE OF SCIENCES									
Dean's Office	\$ 1,819,832	\$ -	0.0%	\$ 181	\$ -	0.0%	\$ 6,659	\$ -	0.0%
Department of Biological Sciences	159,124	373,599	20.5%	1,858,315	409,596	22.0%	1,567,609	342,918	21.6%
Center for Computational Science	666,202	255,895	38.4%	823,734	271,002	32.9%	864,587	282,651	32.7%
Center for Coastal Physical Oceanography - SSRP	84,792	28,149	33.2%	56,865	16,400	28.6%	97,386	37,421	38.4%
Department of Chemistry and Biochemistry	1,428,781	313,898	22.0%	1,448,090	286,296	19.8%	1,106,771	261,245	23.6%
Department of Chemistry and Biochemistry - VCERC	692,697	162,611	23.5%	740,484	264,946	35.8%	920,426	274,189	29.8%
Department of Computer Sciences	922,515	282,692	30.6%	375,652	109,902	29.3%	288,342	76,062	26.4%
Department of Mathematics & Statistics	431,277	119,914	27.8%	1,475,609	485,433	32.9%	1,272,772	428,776	33.7%
Department of Mathematics & Statistics - SSRP	2,229,842	574,825	25.8%	72,561	35,476	48.0%	231,577	78,565	33.9%
Department of Ocean, Earth & Atmospheric Sciences	111,738	46,719	41.8%	1,127,549	240,702	21.3%	1,245,496	330,125	26.5%
Department of Ocean, Earth & Atmospheric Sciences - SSRP	4,605	1,934	42.0%	528,158	169,272	32.1%	600,262	166,019	27.7%
Department of Ocean, Earth & Atmospheric Sciences - CBE	1,458,304	268,982	18.4%	1,475,609	485,433	32.9%	1,272,772	428,776	33.7%
Department of Physics	518,788	166,342	32.1%	72,561	35,476	48.0%	231,577	78,565	33.9%
Department of Psychology	10,784	4,392	40.7%	27,091	8,912	32.9%	231,577	78,565	33.9%
Department of Psychology - VMASC	-	-	-	-	-	-	-	-	-
COLLEGE OF SCIENCES	\$ 10,539,281	\$ 2,663,635	25.3%	\$ 8,727,558	\$ 2,367,331	27.1%	\$ 8,605,416	\$ 2,381,391	27.7%
OFFICE OF RESEARCH AND OTHER ACTIVITY									
Office of Research	\$ 12,132	\$ 3,200	26.4%	\$ 111,650	\$ -	0.0%	\$ 199,568	\$ -	0.0%
Virginia Modeling, Analysis and Simulation Center	4,454,767	1,142,747	25.7%	5,741,524	1,293,038	22.5%	3,760,757	922,408	24.5%
Frank Reilly Research Center for Bioelectrics	257,225	54,724	21.3%	47,252	12,238	25.9%	-	-	0.0%
Office of Distance Learning	534,299	218,013	40.8%	99,425	41,758	42.0%	-	-	0.0%
Virginia Space Grant Consortium	2,698,635	363,039	13.5%	3,061,073	403,109	13.2%	1,939,948	269,487	13.9%
Virginia Tidewater Consortium for Higher Education	443,402	35,396	8.0%	418,756	33,388	8.0%	446,229	35,582	8.0%
National University Teleconference Network	11,113	-	0.0%	85,043	-	0.0%	118,252	-	0.0%
Association for Consortium Leadership	43,847	1,753	4.0%	46,824	1,872	4.0%	39,603	1,584	4.0%
Miscellaneous ODU Units	(5,654)	3,885	-66.7%	9,691	3,966	40.1%	15,393	247	1.6%
OFFICE OF RESEARCH AND OTHER	\$ 8,449,766	\$ 1,922,757	21.6%	\$ 9,621,438	\$ 1,789,369	18.5%	\$ 6,519,750	\$ 1,229,308	18.9%
GRAND TOTAL	\$ 35,793,787	\$ 7,267,148	20.3%	\$ 33,097,009	\$ 6,681,337	20.2%	\$ 31,407,861	\$ 6,254,645	19.9%

SSRP= self supporting research program

SCHEDULE 4

Sponsored Program Activity

Individual Project Listing

Fiscal Year 2008

SCHEDULE 4
OLD DOMINION UNIVERSITY RESEARCH FOUNDATION
SPONSORED PROGRAM ACTIVITY BY INDIVIDUAL PROJECT
(MEASURED BY EXPENDITURES INCURRED)
FOR FISCAL YEAR 2008

PROJECT NUMBER	SPONSORING AGENCY	PRINCIPAL INVESTIGATOR /PROJECT DIRECTOR	PROJECT DIRECT COST				PROJECT IDC AND FEES			EFFECTIVE INDIRECT COST RATE	CENTER										
			PERSONNEL AND FRINGE BENEFITS	SUPPLIES, CONTRACTUAL, GENERAL & TRAVEL	EQUIPMENT	SUBCONTRACTS, CONSTRUCTION, OTHER	TOTAL DIRECT COSTS	REIMBURSED INDIRECT COSTS	TOTAL SPECIAL FEES			TOTAL PROJECT COSTS									
ARTS AND LETTERS																					
English																					
574961	CITY OF NORFOLK	PEERY, J.	-	5,000	-	-	-	5,000	-	-	-	-	5,000	-	-	-	-	-	-	0.00%	SSRC
576621	VA COMMISSION OF THE ARTS	PEERY, J.	-	1,000	-	-	-	1,000	-	-	-	-	1,000	-	-	-	-	-	-	0.00%	SSRC
			-	6,000	-	-	-	6,000	-	-	-	-	6,000	-	-	-	-	-	-	0.00%	SSRC
Foreign Languages & Literatures																					
371771	* NATL ENDOWMENT/HUMANITIES	DAAS, M.	1,249	275	219	-	-	1,743	640	-	-	-	2,383	-	-	-	-	-	-	36.72%	SSRC
371771	* NATL ENDOWMENT/HUMANITIES	FACER, B.	7,492	1,652	1,317	-	-	10,461	3,841	-	-	-	14,302	-	-	-	-	-	-	36.72%	SSRC
			8,741	1,927	1,536	-	-	12,204	4,481	-	-	-	16,685	-	-	-	-	-	-	36.72%	SSRC
History																					
564551	* NORTHAMPTON COUNTY, VA	SWEENEY, J.	10,128	4,283	-	-	-	14,411	3,747	-	-	-	18,158	-	-	-	-	-	-	26.00%	SSRC
			10,128	4,283	-	-	-	14,411	3,747	-	-	-	18,158	-	-	-	-	-	-	26.00%	SSRC
Music																					
574121	VA COMMISSION OF THE ARTS	KASPAROV, A.	-	2,500	-	-	-	2,500	-	-	-	-	2,500	-	-	-	-	-	-	0.00%	SSRC
			-	2,500	-	-	-	2,500	-	-	-	-	2,500	-	-	-	-	-	-	0.00%	SSRC
Political Science and Geography																					
770861	* SENTRA HOSPITALS	BEHR, J.	81,063	343	-	-	-	81,406	21,165	-	-	-	102,571	-	-	-	-	-	-	29.82%	SSRC
360591	NATL SCIENCE FOUNDATION	CHEN, J.	6,476	19,081	-	-	-	25,557	10,734	-	-	-	36,291	-	-	-	-	-	-	29.82%	SSRC
			87,539	19,424	-	-	-	106,963	31,899	-	-	-	138,862	-	-	-	-	-	-	29.82%	SSRC
Sociology and Criminal Justice																					
572351	* ODU	GAINERY, R	649	-	-	-	-	967	-	-	-	-	967	-	-	-	-	-	-	0.00%	SSRC
572351	* ODU	MONK-TURNER, E.	649	-	-	-	-	967	-	-	-	-	967	-	-	-	-	-	-	0.00%	SSRC
572351	* ODU	PAYNE, B.	649	-	-	-	-	967	-	-	-	-	967	-	-	-	-	-	-	0.00%	SSRC
572351	* ODU	TRIPLETT, R.	95	-	-	-	-	138	-	-	-	-	138	-	-	-	-	-	-	0.00%	SSRC
354491	US PUBLIC HEALTH SERVICE	YANG, X.	55,153	35,422	-	-	-	228,260	48,541	-	-	-	276,801	-	-	-	-	-	-	20.99%	SSRC
			57,195	35,422	-	-	-	231,299	48,541	-	-	-	279,840	-	-	-	-	-	-	20.99%	SSRC
Social Science Research Center																					
371771	* NATL ENDOWMENT/HUMANITIES	CAMARENA, M.	1,249	275	220	-	-	1,744	640	-	-	-	2,384	-	-	-	-	-	-	36.72%	SSRC
553271	UNIVERSITY OF KENTUCKY	CAMARENA, M.	19,093	24,171	-	-	-	43,564	4,326	-	-	-	47,890	-	-	-	-	-	-	36.72%	SSRC
553691	CENTRAL VIRGINIA COMMUNITY COL	CAMARENA, M.	2,547	298	-	-	-	4,059	1,706	-	-	-	5,765	-	-	-	-	-	-	36.72%	SSRC
572111	CITY OF PORTSMOUTH	CAMARENA, M.	24,003	1,456	-	-	-	25,459	10,693	-	-	-	36,152	-	-	-	-	-	-	36.72%	SSRC
574211	ODU	CAMARENA, M.	7,165	8,332	-	-	-	6,117	922	-	-	-	22,536	-	-	-	-	-	-	36.72%	SSRC
576811	EAST CAROLINA STATE UNIVERSITY	CAMARENA, M.	26,210	-	-	-	-	26,210	11,008	-	-	-	37,218	-	-	-	-	-	-	36.72%	SSRC
576671	TCC (SERV LEARN PROJECT)	CAMARENA, M.	6,151	200	-	-	-	6,351	2,667	-	-	-	9,018	-	-	-	-	-	-	36.72%	SSRC
580991	ODU	CAMARENA, M.	8,352	487	-	-	-	11,966	598	-	-	-	12,564	-	-	-	-	-	-	36.72%	SSRC
584511	ODU	CAMARENA, M.	4,746	5,234	-	-	-	9,980	499	-	-	-	10,479	-	-	-	-	-	-	36.72%	SSRC
584513	ODU	CAMARENA, M.	3,282	200	-	-	-	3,482	174	-	-	-	3,656	-	-	-	-	-	-	36.72%	SSRC
760851	CHILD & FAMILY SVCS EAST VA	CAMARENA, M.	1,121	-	-	-	-	1,121	-	-	-	-	1,121	-	-	-	-	-	-	36.72%	SSRC
763771	VA LAW FDN	CAMARENA, M.	2,050	181	-	-	-	3,273	937	-	-	-	4,210	-	-	-	-	-	-	36.72%	SSRC
781001	EMPIRE MACHINERY & SUPPLY CORP	CAMARENA, M.	2,399	93	-	-	-	2,818	1,183	-	-	-	4,001	-	-	-	-	-	-	36.72%	SSRC
371771	* NATL ENDOWMENT/HUMANITIES	VANDECAR-BURDIN, T.	1,249	275	219	-	-	1,743	640	-	-	-	2,383	-	-	-	-	-	-	36.72%	SSRC
572351	* ODU	VANDECAR-BURDIN, T.	649	-	-	-	-	967	-	-	-	-	967	-	-	-	-	-	-	0.00%	SSRC
			110,266	41,202	439	-	-	164,351	35,993	-	-	-	200,344	-	-	-	-	-	-	21.90%	SSRC
			273,869	110,758	1,975	-	-	537,728	124,661	-	-	-	662,389	-	-	-	-	-	-	23.18%	SSRC
TOTAL ARTS AND LETTERS																					

SCHEDULE 4
OLD DOMINION UNIVERSITY RESEARCH FOUNDATION
SPONSORED PROGRAM ACTIVITY BY INDIVIDUAL PROJECT
(MEASURED BY EXPENDITURES INCURRED)
FOR FISCAL YEAR 2008

PROJECT NUMBER	SPONSORING AGENCY	PRINCIPAL INVESTIGATOR /PROJECT DIRECTOR	PROJECT DIRECT COST					PROJECT IDC AND FEES			EFFECTIVE INDIRECT COST RATE	CENTER
			PERSONNEL AND FRINGE BENEFITS	SUPPLIES, CONTRACTUAL, GENERAL, & TRAVEL	EQUIPMENT	SUBCONTRACTS, CONSTRUCTION, OTHER	TOTAL DIRECT COSTS	REIMBURSED INDIRECT COSTS	TOTAL SPECIAL FEES	TOTAL PROJECT COSTS		
BUSINESS AND PUBLIC ADMINISTRATION												
Information Technology & Decision Sciences												
372391	* NATL SCIENCE FOUNDATION	WU, H.	8,012	1,467	-	-	9,479	3,981	-	13,460		
373501	NATL SCIENCE FOUNDATION	WU, H.	19,869	14,334	-	-	34,203	14,365	-	48,568		
			27,881	15,801	-	-	43,682	18,346	-	62,028		42.00%
Business Administration												
771071	* MAGNE MOTION, INC	GOPINATH, M.	127	3	-	-	130	55	-	185		
771071	* MAGNE MOTION, INC	KARANDE, K.	127	3	-	-	130	55	-	185		
			254	6	-	-	260	110	-	370		42.31%
Economics												
776061	* BARKER, CAMPBELL & FARLEY	AGARWAL, V.	16,560	-	-	-	16,560	6,955	-	23,515		
580481	EASTERN VIRGINIA MED. SCHOOL	KOCH, J.	29,920	-	-	80	30,000	8,900	-	38,900		
771071	* MAGNE MOTION, INC	TALLEY, W.	255	7	-	-	262	110	-	372		
572351	* ODU	TURNER, C.	649	-	-	318	967	-	-	967		
776061	* BARKER, CAMPBELL & FARLEY	YOCHUM, G.	16,559	-	-	-	16,559	6,955	-	23,514		
			63,943	7	-	398	64,348	22,920	-	87,268		35.62%
			\$ 92,078	\$ 15,814	\$ -	\$ 398	\$ 108,290	\$ 41,376	\$ -	\$ 149,666		38.21%
TOTAL BUSINESS AND PUBLIC ADMINISTRATION												

SCHEDULE 4
OLD DOMINION UNIVERSITY RESEARCH FOUNDATION
SPONSORED PROGRAM ACTIVITY BY INDIVIDUAL PROJECT
(MEASURED BY EXPENDITURES INCURRED)
FOR FISCAL YEAR 2008

PROJECT NUMBER	SPONSORING AGENCY	PRINCIPAL INVESTIGATOR /PROJECT DIRECTOR	PROJECT DIRECT COST				PROJECT IDC AND FEES			EFFECTIVE INDIRECT COST RATE	CENTER
			PERSONNEL AND FRINGE BENEFITS	SUPPLIES, CONTRACTUAL, GENERAL & TRAVEL	EQUIPMENT	SUBCONTRACTS, CONSTRUCTION, OTHER	TOTAL DIRECT COSTS	REIMBURSED INDIRECT COSTS	TOTAL SPECIAL FEES		
EDUCATION											
Dean's Office											
554291	* NEWPORT NEWS PUBLIC SCHOOLS	BLACKBURN, D.	49,895	433	-	-	50,328	4,026	-	54,354	
561261	* CITY OF NORFOLK	BLACKBURN, D.	15,718	555	-	1,867	18,140	4,231	-	22,371	
562741	* NEWPORT NEWS PUBLIC SCHOOLS	BLACKBURN, D.	43,165	628	-	-	43,793	3,503	-	47,296	
774541	AN ACHIEVABLE DREAM, INC.	BLACKBURN, D.	1,162	-	-	-	1,162	-	-	1,162	
505002	VA DEPT OF EDUCATION	GRAVES, W.	-	8,934	-	-	8,934	-	-	8,934	
554291	* NEWPORT NEWS PUBLIC SCHOOLS	MYRAN, S.	24,948	216	-	50,160	72,185	2,013	-	74,947	
575481	* ODU	MYRAN, S.	22,025	-	-	-	13,497	2,762	-	13,497	
576191	* ODU	MYRAN, S.	9,767	3,730	-	-	14,162	777	-	14,939	
550853	US DEPARTMENT OF DEFENSE	WARGO, J.	5,375	4,332	-	4,455	26,957	2,157	-	29,114	
550854	US DEPARTMENT OF DEFENSE	WARGO, J.	23,209	3,748	-	-	68,340	5,467	-	73,807	
551493	US DEPARTMENT OF DEFENSE	WARGO, J.	46,111	22,229	-	-	189,051	13,524	-	182,575	
551494	US DEPARTMENT OF DEFENSE	WARGO, J.	128,412	40,639	-	-	511,713	38,460	-	550,173	7.52%
			369,787	85,444	-	56,482	1,889,831	75,024	-	1,964,855	
Educational Curriculum and Instruction											
564551	* NORTHAMPTON COUNTY, VA	ADCOCK, A.	1,642	695	-	-	2,337	608	-	2,945	
564671	* CITY OF PORTSMOUTH	ADCOCK, A.	162	-	-	-	162	42	-	204	
572051	* ODU	AL-HAZZA, T.	21,833	8,869	-	-	30,702	2,456	-	33,158	
582861	* ODU	AL-HAZZA, T.	13,549	15,040	-	-	28,589	2,288	-	30,877	
561261	* CITY OF NORFOLK	BOL, L.	15,718	555	-	1,867	18,140	4,231	-	22,371	
352261	INST OF MUSEUM AND LIBRARY SVC	BUCHER, K.	33,888	4,716	-	109,796	148,200	16,129	-	164,329	
371871	* INST OF MUSEUM AND LIBRARY SVC	DICKINSON, G.	27,724	7,165	-	2,835	37,724	14,653	-	52,377	
582861	* ODU	FLEENER, T.	4,516	5,014	-	-	9,530	762	-	10,292	
582861	* ODU	GUPTA, A.	4,516	5,014	-	-	9,530	762	-	10,292	
560511	* ODU	HAGER, J.	-	(7)	-	-	(7)	(1)	-	(8)	
561281	* ODU	HAGER, J.	-	(10)	-	-	(10)	(1)	-	(11)	
564982	* ODU	HAGER, J.	5,610	322	-	26,947	32,879	-	-	32,879	
576392	* ODU	HAGER, J.	12,817	2,556	-	2,585	17,958	1,230	-	19,188	
765071	NATIONAL WRITING PROJECT	HINTON-JOHNSON, K.	7,435	2,690	-	20,080	30,205	-	-	30,205	
551322	* ODU	LUCKING, R.	-	(480)	-	(480)	(480)	-	-	(480)	
564551	* NORTHAMPTON COUNTY, VA	MARKEN, J.	2,190	926	-	-	3,116	810	-	3,926	
572872	* COLLEGE OF WILLIAM AND MARY	MCKINNEY, S.	-	694	-	-	694	56	-	750	
564551	* NORTHAMPTON COUNTY, VA	MORRISON, G.	12,044	5,094	-	-	17,138	4,456	-	21,594	
563211	FOUR RIVERS TECHNOLOGY CONSORT	OVERBAUGH, R.	852	-	-	(4)	848	68	-	916	
263791	* DOD NON-TRADITIONAL EDUCATION	PRIBESH, S.	41,135	-	-	-	41,135	3,291	-	44,426	
371871	* INST OF MUSEUM AND LIBRARY SVC	PRIBESH, S.	2,615	209	-	-	2,615	209	-	2,824	
554291	* NEWPORT NEWS PUBLIC SCHOOLS	PRIBESH, S.	27,723	7,165	-	2,835	37,723	14,653	-	52,376	
561261	* CITY OF NORFOLK	PRIBESH, S.	8,316	72	-	-	8,388	671	-	9,059	
564551	* NORTHAMPTON COUNTY, VA	TAYLOR, G.	1,369	579	-	2,490	24,189	5,642	-	29,831	
780731	* DIAMOND VISIONICS	WATSON, G.	3,578	-	-	-	3,578	1,503	-	2,454	
			269,990	67,880	-	168,951	506,831	75,024	-	581,855	14.80%

SCHEDULE 4
OLD DOMINION UNIVERSITY RESEARCH FOUNDATION
SPONSORED PROGRAM ACTIVITY BY INDIVIDUAL PROJECT
(MEASURED BY EXPENDITURES INCURRED)
FOR FISCAL YEAR 2008

PROJECT NUMBER	SPONSORING AGENCY	PRINCIPAL INVESTIGATOR / PROJECT DIRECTOR	PROJECT DIRECT COST				PROJECT IDC AND FEES			EFFECTIVE INDIRECT COST RATE	CENTER	
			PERSONNEL AND FRINGE BENEFITS	SUPPLIES, CONTRACTUAL, GENERAL, & TRAVEL	EQUIPMENT	SUBCONTRACTS, CONSTRUCTION, OTHER	TOTAL DIRECT COSTS	REIMBURSED INDIRECT COSTS	TOTAL SPECIAL FEES			TOTAL PROJECT COSTS
Occupational and Technical Studies												
582841	VA DEPT OF REHABILITATIVE SERV	DAVIS, S.	36,321	2,698	-	-	39,019	-	-	-	39,019	
783961	COTTON, INC.	DAVIS, S.	3,046	15	-	-	3,061	-	-	-	3,061	
353341	NATL SCIENCE FOUNDATION	NDABI H.	8,770	481	-	130	9,381	3,885	-	-	13,266	
570931	VA DEPT OF REHABILITATIVE SERV	NETHERTON, D.	20,281	8,854	-	-	29,135	-	-	-	29,135	
364201	NATL SCIENCE FOUNDATION	RITZ, J.	2,115	1,651	611	2,000	6,377	2,422	-	-	8,799	
			70,533	13,689	611	2,130	86,973	6,307	-	-	93,280	7.25%
Exercise Science, Physical Education and Recreation												
762411	USTA TENNIS & EDUCATION FOUNDA	BATTENFIELD, F.	3,807	-	-	-	3,807	-	-	-	3,807	
572171	VIRGINIA COMMONWEALTH UNIV.	COLBERG, S.	1,115	956	-	-	2,071	-	-	-	2,071	
742241	AMERICAN DIABETES ASSOCIATION	COLBERG, S.	565	299	-	57,687	58,551	118	-	-	58,669	
770011	LIFESCAN, INC.	COLBERG, S.	-	1,774	-	720	2,494	-	-	-	2,494	
273871	OFFICE OF NAVAL RESEARCH	ONATE, J.	10,663	1,601	-	-	12,264	5,150	-	-	17,414	
275631	NAVAL SPEC WARFARE DEVEL GROUP	ONATE, J.	12,239	267	-	7	12,513	5,255	-	-	17,768	
285581	NAVAL SPEC WARFARE DEVEL GROUP	ONATE, J.	9,546	-	-	-	9,546	4,010	-	-	13,556	
361611	US PUBLIC HEALTH SERVICE	ONATE, J.	16,658	2,216	-	-	18,874	7,927	-	-	26,801	
361612	US PUBLIC HEALTH SERVICE	ONATE, J.	20,113	9,159	-	4,392	33,664	12,294	-	-	45,958	
575151	ODU	ONATE, J.	8,037	1,452	-	-	9,489	-	-	-	9,489	
775993	COMPUTER SCIENCE CORP.	ONATE, J.	5,709	164	-	-	5,873	2,467	-	-	8,340	
273871	OFFICE OF NAVAL RESEARCH	SWAIN, D.	7,109	1,067	-	-	8,176	3,434	-	-	11,610	
275631	NAVAL SPEC WARFARE DEVEL GROUP	SWAIN, D.	3,060	67	-	2	3,129	1,314	-	-	4,443	
285581	NAVAL SPEC WARFARE DEVEL GROUP	SWAIN, D.	1,061	-	-	-	1,061	445	-	-	1,506	
770011	LIFESCAN, INC.	SWAIN, D.	-	1,108	-	450	1,558	-	-	-	1,558	
			99,692	20,130	-	63,258	183,070	42,414	-	-	225,484	23.17%

SCHEDULE 4
OLD DOMINION UNIVERSITY RESEARCH FOUNDATION
SPONSORED PROGRAM ACTIVITY BY INDIVIDUAL PROJECT
 (MEASURED BY EXPENDITURES INCURRED)
FOR FISCAL YEAR 2008

PROJECT NUMBER	SPONSORING AGENCY	PRINCIPAL INVESTIGATOR / PROJECT DIRECTOR	PERSONNEL AND FRINGE BENEFITS	PROJECT DIRECT COST				PROJECT IDC AND FEES			TOTAL PROJECT COSTS	EFFECTIVE INDIRECT COST RATE	CENTER	
				SUPPLIES, CONTRACTUAL, GENERAL, & TRAVEL	EQUIPMENT	SUBCONTRACTS, CONSTRUCTION, OTHER	TOTAL DIRECT COSTS	REIMBURSED INDIRECT COSTS	TOTAL SPECIAL FEES					
Early Childhood, Speech Language Pathology and Special Education														
560511	ODU	BAKER, C.	-	(23)	-	-	-	(23)	(2)	-	-	(25)		
561281	ODU	BAKER, C.	-	(30)	-	-	-	(30)	(2)	-	-	(32)		
564982	ODU	BAKER, C.	31,788	1,824	-	152,698	-	186,310	-	-	-	186,310		
576392	ODU	BAKER, C.	38,452	7,670	-	7,756	-	53,878	3,689	-	-	57,567		
570501	CHES BAY RESTORE ADV COMM	DONAGHY-SMITH, C.	4,917	365	-	-	-	5,282	-	-	-	5,282		
545871	ODU	GABLE, R.	-	-	-	24	-	24	2	-	-	26		
554811	ODU	GABLE, R.	-	15,977	-	-	-	15,977	1,278	-	-	17,255		
554812	ODU	GABLE, R.	-	4,935	-	-	-	4,935	395	-	-	5,330		
560511	ODU	GABLE, R.	-	(7)	-	-	-	(7)	(1)	-	-	(8)		
561281	ODU	GABLE, R.	-	(10)	-	-	-	(10)	(1)	-	-	(11)		
564882	ODU	GABLE, R.	8,414	483	-	40,420	-	49,317	-	-	-	49,317		
572411	ODU	GABLE, R.	175,727	177,147	2,702	-	-	355,576	28,230	-	-	383,806		
572412	ODU	GABLE, R.	44,766	174,054	-	-	-	218,820	17,505	-	-	236,325		
576392	ODU	GABLE, R.	12,817	2,556	-	2,585	-	17,958	1,230	-	-	19,188		
580761	ODU	GABLE, R.	314,592	18,351	-	-	-	332,943	26,636	-	-	359,579		
580762	ODU	GABLE, R.	75,412	47,387	-	-	-	122,799	9,824	-	-	132,623		
770381	SPENCER FOUNDATION	JUDGE, S.	7,362	38	-	-	-	7,400	-	-	-	7,400		
530401	NEWPORT NEWS PUBLIC SCHOOLS	NORMAN, R.	13,283	85,438	-	152,189	-	250,910	-	-	-	250,910		
575481	ODU	ROBINSON, J.	22,025	-	-	50,159	-	72,184	2,762	-	-	74,946		
576191	ODU	ROBINSON, J.	22,788	8,705	-	-	-	31,493	-	-	-	31,493		
570501	CHES BAY RESTORE ADV COMM	SMITH, C.	4,917	366	-	-	-	5,283	-	-	-	5,283		
560511	ODU	TONELSON, S.	-	(38)	-	-	-	(38)	(2)	-	-	(40)		
561281	ODU	TONELSON, S.	-	(50)	-	-	-	(50)	(4)	-	-	(54)		
564982	ODU	TONELSON, S.	47,681	2,735	-	229,048	-	279,464	-	-	-	279,464		
572411	ODU	TONELSON, S.	175,728	177,146	2,702	-	-	355,576	28,230	-	-	383,806		
572412	ODU	TONELSON, S.	44,766	174,053	-	-	-	218,819	17,506	-	-	236,325		
576391	ODU	TONELSON, S.	62,252	14,095	-	177,652	-	253,999	-	-	-	253,999		
576392	ODU	TONELSON, S.	64,088	12,783	-	12,927	-	89,798	6,150	-	-	95,948		
580761	ODU	TONELSON, S.	314,592	18,351	-	-	-	332,943	26,635	-	-	359,578		
580762	ODU	TONELSON, S.	75,413	47,386	-	-	-	122,799	9,824	-	-	132,623		
581141	GEORGE MASON UNIVERISTY	TONELSON, S.	6,788	3,008	-	193	-	9,989	784	-	-	10,773		
			1,568,568	984,695	5,404	825,651	3,394,318	180,668	-	-	-	3,574,986	5.32%	
Educational Leadership & Counseling														
564221	CITY OF PORTSMOUTH	ALLEN, K.	2,555	-	-	7,511	-	10,066	204	-	-	10,270		
564671	CITY OF PORTSMOUTH	ALLEN, K.	707	-	-	-	-	707	184	-	-	891		
564662	CITY OF PORTSMOUTH	DUGGAN, M.	3,676	-	-	(28)	-	3,648	949	-	-	4,597		
263791	CITY OF PORTSMOUTH	DUGGAN, M.	162	-	-	-	-	162	42	-	-	204		
576711	DOD NON-TRADITIONAL EDUCATION	NUNNERY, J.	19,611	-	-	-	-	19,611	1,569	-	-	21,180		
263791	UNIV OF MEMPHIS	NUNNERY, J.	14,897	-	-	-	-	14,897	1,192	-	-	16,089		
263791	DOD NON-TRADITIONAL EDUCATION	OWINGS, W.	3,922	-	-	-	-	3,922	314	-	-	4,236		
560811	VA DEPT OF EDUCATION	OWINGS, W.	2,158	625	-	-	-	2,783	223	-	-	3,006		
576711	UNIV OF MEMPHIS	PRIBESH, S.	9,931	-	-	-	-	9,931	794	-	-	10,725		
505003	VA DEPT OF EDUCATION	PUCHALSKI, F.	-	1,355	-	1,039	-	2,394	-	-	-	2,394		
505004	VA DEPT OF EDUCATION	PUCHALSKI, F.	-	-	-	145,077	-	145,077	-	-	-	145,077		
			57,619	1,960	-	153,599	213,198	5,471	-	-	-	218,669	2.57%	
EDUCATION TOTAL			\$ 2,436,179	\$ 1,183,838	\$ 6,015	\$ 1,270,071	\$ 4,896,103	\$ 348,344	\$ -	\$ 5,244,447	7.11%			

SCHEDULE 4
OLD DOMINION UNIVERSITY RESEARCH FOUNDATION
SPONSORED PROGRAM ACTIVITY BY INDIVIDUAL PROJECT
 (MEASURED BY EXPENDITURES INCURRED)
FOR FISCAL YEAR 2008

PROJECT NUMBER	SPONSORING AGENCY	PRINCIPAL INVESTIGATOR /PROJECT DIRECTOR	PROJECT DIRECT COST					PROJECT IDC AND FEES			EFFECTIVE INDIRECT COST RATE	CENTER
			PERSONNEL AND FRINGE BENEFITS	SUPPLIES, CONTRACTUAL, GENERAL & TRAVEL	EQUIPMENT	SUBCONTRACTS, CONSTRUCTION, OTHER	TOTAL DIRECT COSTS	REIMBURSED INDIRECT COSTS	TOTAL SPECIAL FEES	TOTAL PROJECT COSTS		
ENGINEERING AND TECHNOLOGY												
Dean's Office												
355341	* NATL SCIENCE FOUNDATION	AKAN, O.	35,079	1,921	-	520	37,520	15,541	-	53,061	-	-
770831	GENERAL COMMAND OF GANDARME	BAYSAL, O.	-	-	-	55,584	55,584	-	-	55,584	-	-
780271	GENERAL COMMAND OF GANDARME	BAYSAL, O.	-	-	-	62,557	62,557	-	-	62,557	-	-
770121	* SEEMAN COMPOSITES	EIDSON, T.	-	-	-	-	-	-	-	-	-	-
132581	NASA-LANGLEY RESEARCH CENTER	VAHALA, L.	-	470	-	1,813	2,283	-	-	2,283	-	-
142931	NASA-LANGLEY RESEARCH CENTER	VAHALA, L.	-	557	-	-	557	-	-	557	-	-
240194	AIR FORCE OFFICE SCI RES	VAHALA, L.	426	2,016	-	-	2,442	1,026	-	3,468	-	-
351161	US DEPT OF ENERGY	VAHALA, L.	-	3,800	-	-	3,800	1,596	-	5,396	-	-
351471	US DEPT OF ENERGY	VAHALA, L.	-	49,078	-	-	49,078	12,760	-	61,838	-	-
555041	GEORGE MASON UNIVERSITY	VAHALA, L.	17,970	-	-	-	17,970	7,547	-	25,517	-	-
			53,475	57,842	-	120,474	231,791	38,470	-	270,261	-	16.60%
Dean's Office - Applied Research Center												
176581	* NASA-LANGLEY RESEARCH CENTER	VAHALA, L.	19,152	171	-	-	19,323	8,116	-	27,439	-	ARC
183261	* NASA-LANGLEY RESEARCH CENTER	VAHALA, L.	7,682	-	-	-	7,682	3,226	-	10,908	-	ARC
			26,834	171	-	-	27,005	11,342	-	38,347	-	42.00%
Civil and Environmental Engineering												
330151	NATL SCIENCE FOUNDATION	HARRELL, L.	35,392	1,441	-	10,192	47,025	15,470	-	62,495	-	-
373021	* NATL SCIENCE FOUNDATION	KHATTAK, A.	3,109	1,228	-	-	4,337	1,822	-	6,159	-	-
570961	UNIV OF CALIFORNIA	KHATTAK, A.	2,182	-	-	-	2,182	218	-	2,400	-	-
574041	UNIVERSITY OF TENNESSEE	KHATTAK, A.	13,540	-	-	-	13,540	3,114	-	16,654	-	-
576351	* VA DEP OF EMERGENCY MANAGEMENT	KHATTAK, A.	53,373	359	-	1,833	55,565	14,447	-	70,012	-	-
580831	VA TRANSPORTATION RESEARCH COU	KHATTAK, A.	32,455	-	-	-	32,455	3,895	-	36,350	-	-
160421	NASA-LANGLEY RESEARCH CENTER	NGUYEN, D.	3,658	-	-	-	3,658	951	-	4,609	-	-
563861	* GOVERNOR'S OFFICE	SCHAFFRAN, G.	1,573	2,844	-	-	4,417	1,149	-	5,566	-	-
752591	AWWA RESEARCH FOUNDATION	SCHAFFRAN, G.	81,640	5,784	-	9,464	96,888	36,718	-	133,606	-	-
754712	PARSONS BRINCKERHOFF, INC.	SCHAFFRAN, G.	3,117	1,481	-	-	4,598	1,931	-	6,529	-	-
775761	OSTARA NUTRIENT RECOVERY TECH	SCHAFFRAN, G.	24,105	-	-	-	24,105	6,267	-	30,372	-	-
785101	DRAPER ADEN ASSOCIATES	SCHAFFRAN, G.	2,619	412	-	-	3,031	1,273	-	4,304	-	-
781041	BEACH CONSULTANTS	YOON, J.	6,847	225	-	-	7,072	2,970	-	10,042	-	-
			263,610	13,774	-	21,489	298,873	90,225	-	389,098	-	30.19%

SCHEDULE 4
OLD DOMINION UNIVERSITY RESEARCH FOUNDATION
SPONSORED PROGRAM ACTIVITY BY INDIVIDUAL PROJECT
(MEASURED BY EXPENDITURES INCURRED)
FOR FISCAL YEAR 2008

PROJECT NUMBER	SPONSORING AGENCY	PRINCIPAL INVESTIGATOR / PROJECT DIRECTOR	PROJECT DIRECT COST				PROJECT IDC AND FEES			EFFECTIVE INDIRECT COST RATE	CENTER
			PERSONNEL AND FRINGE BENEFITS	SUPPLIES, CONTRACTUAL, GENERAL & TRAVEL	EQUIPMENT	SUBCONTRACTS, CONSTRUCTION, OTHER	TOTAL DIRECT COSTS	REIMBURSED INDIRECT COSTS	TOTAL SPECIAL FEES		
794087	Electrical and Computer Engineering	ALBIN, S.	10,003	4,122	3,553	-	17,678	5,933	-	23,611	
263151	NATIONAL INSTITUTE OF AEROSPACE	ASARI, V.	140,327	17,464	-	177,559	335,350	66,272	-	401,622	
361731	OFFICE OF NAVAL RESEARCH	ASARI, V.	1,679	(43)	-	-	1,636	687	-	2,323	
775992	NAVY ENGR LOGISTICS OFFICE	ASARI, V.	7,930	916	1,122	-	9,968	2,300	-	12,268	
564671	* COMPUTER SCIENCE CORP.	BELFLORE, L.	128	-	-	-	128	33	-	161	
571571	* CITY OF PORTSMOUTH	BELFLORE, L.	129,560	11,811	1,319	-	142,690	59,376	-	202,066	
575681	* EASTERN VIRGINIA MED. SCHOOL	BELFLORE, L.	22,238	-	-	-	22,238	-	-	22,238	
573261	* HAMPTON ROADS PARTNERSHIP	BELFLORE, L.	8,888	4,452	37	3,562	16,939	-	-	16,939	
744711	ODU	DHARAMSI, A.	-	1,289	-	-	1,289	-	-	1,289	
175771	VERIZON	ELSAVED-ALI, H.	5,022	-	-	-	5,022	2,109	-	7,131	
140414	* NASA-LANGLEY RESEARCH CENTER	GONZALEZ, O.	-	465	-	-	465	121	-	586	
165051	* NASA-LANGLEY RESEARCH CENTER	GONZALEZ, O.	95,149	2,332	-	-	97,481	25,345	-	122,826	
140414	* NASA-LANGLEY RESEARCH CENTER	GRAY, W.	-	464	-	-	464	121	-	585	
185051	* NASA-LANGLEY RESEARCH CENTER	GRAY, W.	95,148	2,332	-	-	97,480	25,345	-	122,825	
572341	* ODU	JOSHI, R.	31	953	-	1,105	2,089	-	-	2,089	
582994	ODU	JOSHI, R.	6,283	-	-	-	6,283	-	-	6,283	
745171	* CALABAZAS CREEK RESEARCH	JOSHI, R.	568	113	-	-	681	286	-	967	
751072	NATIONAL INSTITUTE OF AEROSPACE	JOSHI, R.	4,294	-	-	-	4,294	1,117	-	5,411	
770941	JEFFERSON SCIENCE ASSOCIATES	JOSHI, R.	2,219	-	-	1,481	3,710	-	-	3,710	
782281	JEFFERSON SCIENCE ASSOCIATES	JOSHI, R.	12,947	-	-	-	12,947	-	-	12,947	
353341	* NATL SCIENCE FOUNDATION	LAKDAWALA, V.	17,540	961	-	260	18,761	7,770	-	26,531	
260701	AIR FORCE OFFICE SCIRES	LAROUSSE, M.	47,491	9,149	-	-	56,640	23,789	-	80,429	
271091	AIR FORCE OFFICE SCIRES	LAROUSSE, M.	-	2,455	78,303	-	80,758	-	-	80,758	
583022	ODU	LAROUSSE, M.	3,273	2,277	-	-	5,550	-	-	5,550	
784901	BOC LIMITED	LAROUSSE, M.	10,642	-	-	-	10,642	4,470	-	15,112	
780501	* LOYOLA ENTERPRISES	LI, J.	4,725	-	-	-	4,725	1,985	-	6,710	
784991	* MEDICAL IMAGE ENGINE, LLC	LI, J.	406	-	-	-	406	170	-	576	
581641	* ODU	MCKENZIE, F.	4,016	504	-	6,044	10,564	4,437	-	15,001	
571661	* ODU	MIELKE, R.	25,834	5,102	-	-	30,936	12,995	-	43,931	
171521	* NASA-LANGLEY RESEARCH CENTER	RAHMAN, Z.	81,702	3,139	-	-	84,841	35,633	-	120,474	
775992	COLLEGE OF WILLIAM AND MARY	RAHMAN, Z.	-	-	-	-	-	-	-	-	
780501	* COMPUTER SCIENCE CORP.	RAHMAN, Z.	7,930	917	1,121	-	9,968	2,300	-	12,268	
784991	* LOYOLA ENTERPRISES	SHEN, Y.	4,725	-	-	-	4,725	1,985	-	6,710	
571661	* MEDICAL IMAGE ENGINE, LLC	SHEN, Y.	405	-	-	-	405	171	-	576	
361861	US DEPT OF EDUCATION	SHEN, Y.	25,834	5,102	-	-	30,936	12,995	-	43,931	
365521	NATL SCIENCE FOUNDATION	SONG, M.	42,586	3,909	-	78,197	80,577	19,528	-	66,023	
162771	* NASA-LANGLEY RESEARCH CENTER	VAHALA, L.	2,511	673	-	-	3,184	828	-	4,012	
322661	* NATL SCIENCE FOUNDATION	ZAHORIAN, S.	-	-	-	33,805	33,805	-	-	33,805	
			822,034	83,238	85,455	302,023	1,292,750	318,101	-	1,610,851	24.61%
571571	Electrical and Computer Engineering - VMASC : Virginia Modeling and Simulation Center	MCKENZIE, F.	129,560	11,811	1,319	-	142,690	59,376	-	202,066	VMASC
581641	* EASTERN VIRGINIA MED. SCHOOL	MCKENZIE, F.	12,047	1,511	-	18,131	31,689	13,310	-	44,999	VMASC
265651	* ODU	MCKENZIE, R.	-	-	-	401	401	168	-	569	VMASC
780501	* ARMY RESEARCH OFFICE	MCKENZIE, R.	3,150	-	-	-	3,150	1,322	-	4,472	VMASC
	* LOYOLA ENTERPRISES	SHEN, Y.	144,757	13,322	1,319	18,532	177,930	74,176	-	252,106	41.69%

SCHEDULE 4
OLD DOMINION UNIVERSITY RESEARCH FOUNDATION
SPONSORED PROGRAM ACTIVITY BY INDIVIDUAL PROJECT
(MEASURED BY EXPENDITURES INCURRED)
FOR FISCAL YEAR 2008

PROJECT NUMBER	SPONSORING AGENCY	PRINCIPAL INVESTIGATOR / PROJECT DIRECTOR	PROJECT DIRECT COST				PROJECT IDC AND FEES			EFFECTIVE INDIRECT COST RATE	CENTER
			PERSONNEL AND FRINGE BENEFITS	SUPPLIES, CONTRACTUAL, GENERAL, & TRAVEL	EQUIPMENT	SUBCONTRACTS, CONSTRUCTION, OTHER	TOTAL DIRECT COSTS	REIMBURSED INDIRECT COSTS	TOTAL SPECIAL FEES		
Electrical and Computer Engineering - Center for Bioelectronics											
220131	* AIR FORCE OFFICE SCI RES	JOSHI, R.	55,833	18,953	-	59,405	134,191	31,410	-	165,601	CBE
734621	* MICROENERGY TECHNOLOGIES INC.	LAROSSI, M.	-	-	-	14,215	14,215	-	-	14,215	CBE
263961	* US MARINE CORPS SYSTEMS COMMAN	NUCCITELLI, R.	8,597	3,260	2,044	9,312	23,213	6,710	-	29,923	CBE
572341	* ODU	NUCCITELLI, R.	37	1,143	-	1,326	2,506	-	-	2,506	CBE
220131	* AIR FORCE OFFICE SCI RES	SCHOENBACH, K.	57,526	19,528	-	61,204	138,258	32,363	-	170,621	CBE
263961	* US MARINE CORPS SYSTEMS COMMAN	SCHOENBACH, K.	38,684	14,673	9,199	41,905	104,461	30,191	-	134,652	CBE
263962	* US MARINE CORPS SYSTEMS COMMAN	SCHOENBACH, K.	144,576	37,682	15,306	41,205	238,769	77,138	-	315,907	CBE
750691	* CELLUTIONS, INC.	SCHOENBACH, K.	-	-	-	-	-	-	-	-	CBE
750692	* CELLUTIONS, INC.	SCHOENBACH, K.	19,544	-	-	-	19,544	8,209	-	27,753	CBE
751731	* ULTRAVIOLET SCIENCES INC	SCHOENBACH, K.	-	1,570	-	-	1,570	659	-	2,229	CBE
754831	* BIOELECTRICS, INC.	SCHOENBACH, K.	9,530	2,282	-	10,848	22,660	9,517	-	32,177	CBE
772461	* BREEDEN-ADAMS FOUNDATION	SCHOENBACH, K.	6,188	2,353	-	-	8,541	-	-	8,541	CBE
784691	* SMITHFIELD FOODS, INC.	SCHOENBACH, K.	4,449	156	-	-	4,605	1,934	-	6,539	CBE
282911	* AIR FORCE OFFICE SCI RES	XIAO, S.	4,050	1,286	-	-	5,336	1,867	-	7,203	CBE
			349,014	102,886	26,549	239,420	717,869	199,998	-	917,867	27.86%
Electrical and Computer Engineering - Applied Research Center											
342331	* NATL SCIENCE FOUNDATION	ELSAYAD-ALI, H.	-	-	18,826	-	18,826	-	-	18,826	ARC
142711	* NASA-LANGLEY RESEARCH CENTER	ELSAYED-ALI, H.	-	1,579	-	22,166	23,745	-	-	23,745	ARC
351783	* NATL SCIENCE FOUNDATION	ELSAYED-ALI, H.	13,001	1,136	-	-	14,137	5,937	-	20,074	ARC
363414	* US DEPT OF ENERGY	ELSAYED-ALI, H.	117,556	9,920	9,012	-	136,488	53,540	-	190,028	ARC
582351	* ODU	ELSAYED-ALI, H.	2,349	378	-	-	2,727	-	-	2,727	ARC
734085	* NATIONAL INSTITUTE OF AEROSPACE	ELSAYED-ALI, H.	121,912	2,147	-	-	124,059	32,255	-	156,314	ARC
764211	* SOUTHEASTERN UNIV RESE ASSOC	ELSAYED-ALI, H.	-	-	-	2,487	2,487	-	-	2,487	ARC
764212	* JEFFERSON SCIENCE ASSOCIATES	ELSAYED-ALI, H.	13,983	699	-	5,324	20,006	-	-	20,006	ARC
765101	* MITSUBISHI KASEI/AMERICA, INC	ELSAYED-ALI, H.	-	174	-	164	338	142	-	480	ARC
765271	* RPN ENTERPRISES, INC	ELSAYED-ALI, H.	-	-	-	1,065	1,065	447	-	1,512	ARC
771711	* BLACK LABORATORIES, LLC	ELSAYED-ALI, H.	9,932	2,733	-	-	12,665	5,319	-	17,984	ARC
773231	* RAMPART DIVISION OF PRINT PACK	ELSAYED-ALI, H.	1,260	1,820	-	560	1,820	765	-	2,585	ARC
774141	* NATIONAL INSTITUTE OF AEROSPACE	ELSAYED-ALI, H.	7,264	1,400	-	-	8,664	3,639	-	12,303	ARC
760901	* AVAR, INC.	ELSAYED-ALI, H.	843	-	-	945	1,788	751	-	2,539	ARC
775081	* BLACK LABORATORIES, LLC	ELSAYES-ALI, H.	555	-	-	-	555	233	-	788	ARC
733751	* SIEMENS AUTOMOTIVE INC.	GUPTA, M.	-	-	-	667	667	-	-	667	ARC
734131	* SIEMENS AUTOMOTIVE INC.	GUPTA, M.	-	-	-	8,304	8,304	-	-	8,304	ARC
745171	* CALABAZAS CREEK RESEARCH	JOSHI, R.	568	112	-	-	680	286	-	966	ARC
775731	* CERMET, INC.	NAMKOONG, G.	4,058	-	-	-	4,058	1,705	-	5,763	ARC
781301	* CERMET, INC.	NAMKOONG, G.	4,893	-	-	-	4,893	2,055	-	6,948	ARC
			298,174	20,278	27,838	41,682	387,972	107,074	-	495,046	27.60%

SCHEDULE 4
OLD DOMINION UNIVERSITY RESEARCH FOUNDATION
SPONSORED PROGRAM ACTIVITY BY INDIVIDUAL PROJECT
(MEASURED BY EXPENDITURES INCURRED)
FOR FISCAL YEAR 2008

PROJECT NUMBER	SPONSORING AGENCY	PRINCIPAL INVESTIGATOR /PROJECT DIRECTOR	PROJECT DIRECT COST				PROJECT IDC AND FEES				EFFECTIVE INDIRECT COST RATE	CENTER	
			PERSONNEL AND FRINGE BENEFITS	SUPPLIES, CONTRACTUAL, GENERAL & TRAVEL	EQUIPMENT	SUBCONTRACTS, CONSTRUCTION, OTHER	TOTAL DIRECT COSTS	REIMBURSED INDIRECT COSTS	TOTAL SPECIAL FEES	TOTAL PROJECT COSTS			
Mechanical Engineering													
771911	INTELLIGENT AUTOMATION, INC.	BAO, H.	24,938	1,215	-	-	-	26,153	6,800	-	32,953		
780171	MARTIN MANUFACTURING	BAO, H.	10,176	-	-	(238)	-	9,938	2,584	-	12,522		VATPDC
780811	ODU	BAO, H.	-	-	-	-	-	-	-	-	-		
575151	ODU	BAWAB, S.	52,241	9,439	-	-	-	61,680	-	-	61,680		
771071	MAGNE MOTION, INC	BAWAB, S.	1,530	40	-	-	-	1,570	659	-	2,229		
775983	COMPUTER SCIENCE CORP.	BAWAB, S.	28,548	822	-	-	-	29,370	12,335	-	41,705		
353341	NATL SCIENCE FOUNDATION	CHATURVEDI, S.	105,237	5,767	-	1,560	-	112,564	46,622	-	159,186		
562732	VA TECH	DEMUREN, A.	14,893	460	-	-	-	15,153	3,788	-	18,941		
750611	CATERPILLAR, INC.	DEMUREN, A.	45,237	17,194	5,905	-	-	68,336	26,221	-	94,557		
765591	EASTERN VIRGINIA MED. SCHOOL	DEMUREN, A.	2,704	952	-	-	-	3,656	-	-	3,656		
770121	SEEMAN COMPOSITES	DEMUREN, A.	5,145	-	-	153	-	5,145	2,161	-	7,306		
781911	CDI/MARINE	DEMUREN, A.	12,055	2,178	-	-	-	14,233	-	-	14,233		
575151	ODU	HOU, G.	-	-	-	-	-	153	58	-	211		
770121	SEEMAN COMPOSITES	HOU, G.	17,129	493	-	-	-	17,622	7,401	-	25,023		
775993	COMPUTER SCIENCE CORP.	HOU, G.	4,406	471	-	-	-	4,877	2,048	-	6,925		
781901	CDI/MARINE	HOU, G.	4,209	-	-	-	-	4,209	1,768	-	5,977		
781911	CDI/MARINE	HOU, G.	40,723	-	-	-	-	40,723	17,104	-	57,827		
764091	PULSAR INFORMATICS, INC.	HUANG, JEN-KUANG	368,971	38,031	5,905	1,628	-	415,535	129,606	-	545,141		
Mechanical Engineering - Applied Research Center													
776091	CHILDREN HOSPITAL-KING'S DAUGH	BAWAB, S.	-	364	2,134	-	-	2,498	-	-	2,498		VMASC
160771	NASA-LANGLEY RESEARCH CENTER	ELMUSTAFA, A.	-	-	-	14,591	-	14,591	-	-	14,591		ARC
165351	NASA-LANGLEY RESEARCH CENTER	ELMUSTAFA, A.	-	5,188	-	23,814	-	29,002	-	-	29,002		ARC
751073	NATIONAL INSTITUTE OF AEROSPACE	ELMUSTAFA, A.	26,782	7,058	-	-	-	33,840	14,213	-	48,053		ARC
751077	NATIONAL INSTITUTE OF AEROSPACE	ELMUSTAFA, A.	1,301	-	-	-	-	1,301	546	-	1,847		ARC
764781	MUONS, INC.	ELMUSTAFA, A.	25,777	4,105	-	-	-	29,882	12,550	-	42,432		ARC
765501	MUONS, INC.	ELMUSTAFA, A.	-	-	-	2	-	2	1	-	3		ARC
771311	JEFFERSON SCIENCE ASSOCIATES	ELMUSTAFA, A.	-	-	-	91	-	91	38	-	129		ARC
774141	NATIONAL INSTITUTE OF AEROSPACE	ELMUSTAFA, A.	16,948	3,267	-	-	-	20,215	8,490	-	28,705		ARC
			70,808	19,882	2,134	38,498	-	131,422	35,838	-	167,260		
			368,971	38,031	5,905	1,628	-	415,535	129,606	-	545,141		31.19%

SCHEDULE 4
OLD DOMINION UNIVERSITY RESEARCH FOUNDATION
SPONSORED PROGRAM ACTIVITY BY INDIVIDUAL PROJECT
(MEASURED BY EXPENDITURES INCURRED)
FOR FISCAL YEAR 2008

PROJECT NUMBER	SPONSORING AGENCY	PRINCIPAL INVESTIGATOR / PROJECT DIRECTOR	PROJECT DIRECT COST					PROJECT IDC AND FEES			TOTAL PROJECT COSTS	EFFECTIVE INDIRECT COST RATE	CENTER	
			PERSONNEL AND FRINGE BENEFITS	SUPPLIES, CONTRACTUAL, GENERAL, & TRAVEL	EQUIPMENT	SUBCONTRACTS, CONSTRUCTION, OTHER	TOTAL DIRECT COSTS	REIMBURSED INDIRECT COSTS	TOTAL SPECIAL FEES					
Engineering Technology														
570201	* VA DEPT MINES MINERAL & ENERGY	CONSIDINE, C.	2,676	-	-	32,450	35,126	(444)	-	34,682	-	-	-	ARC
774531	* ADVANCED TECHNOLOGY INST	CONSIDINE, C.	25,044	18,054	-	2,448	45,546	11,206	-	56,752	-	-	-	ARC
780811	* ODU	DEAN, A.	-	-	-	-	-	-	-	-	-	-	-	ARC
570201	* VA DEPT MINES MINERAL & ENERGY	FLORY, I.	5,350	-	-	64,898	70,248	(888)	-	69,360	-	-	-	ARC
364201	* NATL SCIENCE FOUNDATION	HACKWORTH, J.	2,115	1,651	612	2,000	6,378	2,421	-	8,799	-	-	-	ARC
364201	* NATL SCIENCE FOUNDATION	HSIUNG, S.	14,808	11,554	4,281	13,996	44,639	16,951	-	61,590	-	-	-	ARC
775992	* COMPUTER SCIENCE CORP.	LAWRENCE, R.	8,169	945	1,156	-	10,270	2,370	-	12,640	-	-	-	ARC
364201	* NATL SCIENCE FOUNDATION	LIN, C.	2,115	1,651	611	2,000	6,377	2,422	-	8,799	-	-	-	ARC
575151	* ODU	LIN, C.	4,018	726	-	-	4,744	-	-	4,744	-	-	-	ARC
774531	* ADVANCED TECHNOLOGY INST	LIN, C.	3,578	2,579	-	350	6,507	1,600	-	8,107	-	-	-	ARC
781901	* CDI MARINE	LIN, C.	2,938	314	-	-	3,252	1,366	-	4,618	-	-	-	ARC
774531	* ADVANCED TECHNOLOGY INST	VERMA, A.	42,933	30,950	-	4,197	78,080	19,210	-	97,290	-	-	-	ARC
352271	* NATL SCIENCE FOUNDATION	ZHOU, G.	15,252	3,632	-	-	18,884	7,931	-	26,815	-	-	-	ARC
562401	* GEORGE MASON UNIVERISTY	ZHOU, G.	1,297	(31)	-	-	1,266	-	-	1,266	-	-	-	ARC
			130,293	72,025	6,660	122,339	331,317	64,145	-	395,462	-	-	-	ARC
Engineering Technology - Applied Research Center														
171081	* NASA-LANGLEY RESEARCH CENTER	LAWRENCE, R.	38,115	1,911	-	-	40,026	10,407	-	50,433	-	-	-	ARC
176581	* NASA-LANGLEY RESEARCH CENTER	LAWRENCE, R.	19,152	172	-	-	19,324	8,116	-	27,440	-	-	-	ARC
183281	* NASA-LANGLEY RESEARCH CENTER	LAWRENCE, R.	7,682	-	-	-	7,682	3,227	-	10,909	-	-	-	ARC
			64,949	2,083	-	-	67,032	21,750	-	88,782	-	-	-	ARC

SCHEDULE 4
OLD DOMINION UNIVERSITY RESEARCH FOUNDATION
SPONSORED PROGRAM ACTIVITY BY INDIVIDUAL PROJECT
(MEASURED BY EXPENDITURES INCURRED)
FOR FISCAL YEAR 2008

PROJECT NUMBER	SPONSORING AGENCY	PRINCIPAL INVESTIGATOR /PROJECT DIRECTOR	PERSONNEL AND FRINGE BENEFITS	PROJECT DIRECT COST			PROJECT IDC AND FEES			TOTAL PROJECT COSTS	EFFECTIVE INDIRECT COST RATE	CENTER
				SUPPLIES, CONTRACTUAL, GENERAL, & TRAVEL	EQUIPMENT	SUBCONTRACTS, CONSTRUCTION, OTHER	TOTAL DIRECT COSTS	REIMBURSED INDIRECT COSTS	TOTAL SPECIAL FEES			
781681	Engineering Management	BOWLING, S.	41,267	409	-	-	41,676	17,504	-	59,180		
572071	* MITRE CORPORATION	GHEORGHE, A.	36,476	1,371	361	-	38,208	9,840	-	48,048		
734091	* VA TECH	GHEORGHE, A.	9,381	39	-	-	9,420	3,957	-	13,377		
276261	* NATIONAL INSTITUTE OF AEROSPACE	KEATING, C.	51,837	4,135	-	91,202	147,174	27,393	-	174,567		
781681	* NAVAL RESEARCH LABORATORY	KEATING, C.	41,266	409	-	-	41,675	17,503	-	59,178		
282831	* MITRE CORPORATION	LANDAETA, R.	1,675	-	-	-	1,675	435	-	2,110		
560011	ARMY CORPS/ENGR-NORFOLK	PINTO, A.	-	(110)	-	-	(110)	(29)	-	(139)		
562381	VA PORT AUTHORITY	PINTO, A.	-	-	-	11,361	11,361	-	-	11,361		
261515	ODU	PINTO, C.	10,004	195	-	51,895	62,094	6,827	-	68,921		
775021	* US MARINE CORPS SYSTEMS COMMAND	RABADI, G.	69,616	2,172	-	4,220	76,008	37,831	-	113,839		
276261	MITRE CORPORATION	SOUSA-POZA, A.	53,238	4,246	-	93,667	151,151	28,134	-	179,285		
243214	* NAVAL RESEARCH LABORATORY	TOLK, A.	6,276	685	-	-	6,961	2,924	-	9,885		
243314	* NAVY FISC - PHILADELPHIA	TOLK, A.	5,781	-	-	-	5,781	2,428	-	8,209		
782041	* NAVY FISC - PHILADELPHIA	TOLK, A.	6,852	197	-	-	7,049	2,961	-	10,010		
751076	* TECHNOLOGIES ENGINEERING, INC.	UNAL, R.	2,846	-	-	-	2,846	740	-	3,586		
	NATIONAL INSTITUTE OF AEROSPACE		336,515	13,748	381	252,345	602,969	158,448	-	761,417	26.28%	

SCHEDULE 4
OLD DOMINION UNIVERSITY RESEARCH FOUNDATION
SPONSORED PROGRAM ACTIVITY BY INDIVIDUAL PROJECT
 (MEASURED BY EXPENDITURES INCURRED)
FOR FISCAL YEAR 2008

PROJECT NUMBER	SPONSORING AGENCY	PRINCIPAL INVESTIGATOR / PROJECT DIRECTOR	PROJECT DIRECT COST					PROJECT IDC AND FEES				EFFECTIVE INDIRECT COST RATE	CENTER		
			PERSONNEL AND FRINGE BENEFITS	SUPPLIES, CONTRACTUAL, GENERAL, & TRAVEL	EQUIPMENT	SUBCONTRACTS, CONSTRUCTION, OTHER	TOTAL DIRECT COSTS	REIMBURSED INDIRECT COSTS	TOTAL SPECIAL FEES	TOTAL PROJECT COSTS					
Engineering Management - VMASC - Virginia Modeling and Simulation Center															
261511	US MARINE CORPS SYSTEMS COMMAND	GASKINS, R.	-	-	-	-	122	-	-	122	51	-	173	VMASC	
265231	* NAVAL RESEARCH LABORATORY	KEATING, C.	46,298	7,927	-	-	20,317	-	-	74,542	22,774	-	97,316	VMASC	
100700	NO AGENCY ASSIGNED	MCGINNIS, M.	-	72,952	-	-	354	-	-	73,306	-	-	73,306	VMASC	
200508	US JOINT FORCES COMMAND	MCGINNIS, M.	145,213	32,535	-	-	-	-	-	177,748	6,000	-	183,748	VMASC	
200510	US JOINT FORCES COMMAND	MCGINNIS, M.	35,966	4,912	-	-	-	-	-	40,878	1,500	-	42,378	VMASC	
200513	US JOINT FORCES COMMAND	MCGINNIS, M.	91,327	-	-	-	-	-	-	91,327	6,000	-	97,327	VMASC	
200514	US JOINT FORCES COMMAND	MCGINNIS, M.	134,751	14,466	-	-	-	-	-	149,217	6,000	-	155,217	VMASC	
200515	US JOINT FORCES COMMAND	MCGINNIS, M.	104,983	-	-	-	-	-	-	104,983	6,000	-	110,983	VMASC	
200516	US JOINT FORCES COMMAND	MCGINNIS, M.	95,741	7,109	-	-	-	-	-	102,850	4,500	-	107,350	VMASC	
201132	US JOINT FORCES COMMAND	MCGINNIS, M.	121,414	-	-	-	-	-	-	121,414	-	-	121,414	VMASC	
201134	COMMANDEER OP TEST & EVAL FORCE	MCGINNIS, M.	115,350	-	-	-	-	-	-	115,350	-	-	115,350	VMASC	
238021	NAVY FISC - PHILADELPHIA	MCGINNIS, M.	7,367	224,295	-	-	-	-	-	231,662	60,232	-	291,894	VMASC	
238023	NAVY FISC - PHILADELPHIA	MCGINNIS, M.	-	52,163	-	-	-	-	-	52,163	21,908	-	74,071	VMASC	
271141	US JOINT FORCES COMMAND	MCGINNIS, M.	181,046	8,147	-	-	-	-	-	189,193	6,000	-	195,193	VMASC	
272091	NAVAL SURFACE WEAPONS CENTER	MCGINNIS, M.	175,315	-	-	-	-	-	-	183,462	-	-	183,462	VMASC	
276681	NAVY POST GRAD SCHOOL	MCGINNIS, M.	8,288	-	-	-	-	-	-	126,799	13,981	-	140,780	VMASC	
281981	NAVY RESEARCH OFFICE	MCGINNIS, M.	133,849	-	-	-	-	-	-	133,849	-	-	133,849	VMASC	
283671	ARMY RESEARCH OFFICE	MCGINNIS, M.	7,368	-	-	-	-	-	-	143,336	13,595	-	156,931	VMASC	
284301	NAVY FISC - SAN DIEGO	MCGINNIS, M.	32,972	-	-	-	-	-	-	32,972	-	-	32,972	VMASC	
284301	MODELING & SIMULATION CO OFF	MCGINNIS, M.	16,553	1,421	-	-	-	-	-	17,974	885	-	18,859	VMASC	
285501	US JOINT FORCES COMMAND	MCGINNIS, M.	56,727	-	-	-	-	-	-	56,727	-	-	56,727	VMASC	
285711	MODELING & SIMULATION CO OFF	MCGINNIS, M.	63,349	17,500	-	-	-	-	-	17,500	-	-	17,500	VMASC	
772131	PRIVATE SPONSORS	MCGINNIS, M.	8,903	8,903	-	-	-	-	-	72,252	30,346	-	102,598	VMASC	
772131	CTR FOR PUBLIC PRIVATE PSHIP	MCGINNIS, M.	3,736	3,736	-	-	-	-	-	3,736	1,569	-	5,305	VMASC	
782601	CTR FOR PUBLIC PRIVATE PSHIP	MCGINNIS, M.	-	3,736	-	-	-	-	-	3,736	4,771	-	8,507	VMASC	
785491	ALION SCIENCE & TECHNOLOGY COR	MCGINNIS, M.	18,350	2,794	-	-	-	-	-	18,350	4,036	-	22,386	VMASC	
276261	* NAVAL RESEARCH LABORATORY	SOUZA-POZA, A.	35,025	2,794	-	-	61,623	-	-	99,442	18,509	-	117,951	VMASC	
382531	NORTH ATLANTIC TREATY ORGANIS	TOLK, A.	1,314	8,296	-	-	-	-	-	9,610	4,036	-	13,646	VMASC	
238022	NAVY FISC - PHILADELPHIA	TOLK, A.	18,594	2,511	-	-	-	-	-	21,105	8,864	-	29,969	VMASC	
282202	NAVY FISC - PHILADELPHIA	TOLK, A.	35,319	2,371	-	-	-	-	-	37,690	15,830	-	53,520	VMASC	
282302	NAVY FISC - PHILADELPHIA	TOLK, A.	31,568	-	-	-	-	-	-	31,568	13,259	-	44,827	VMASC	
380021	NORTH ATLANTIC TREATY ORGANIS	TOLK, A.	1,390	7,764	-	-	-	-	-	9,154	3,845	-	12,999	VMASC	
573141	GEORGE MASON UNIVERSITY	TOLK, A.	10,797	338	-	-	-	-	-	11,135	4,677	-	15,812	VMASC	
753101	STG, INC.	TOLK, A.	6,852	197	-	-	-	-	-	7,049	2,961	-	10,010	VMASC	
782041	* TECHNOLOGIES ENGINEERING, INC.	TOLK, A.	1,733,086	480,337	-	-	336,895	-	-	2,550,318	278,093	-	2,828,411	VMASC	
															10.90%

SCHEDULE 4
OLD DOMINION UNIVERSITY RESEARCH FOUNDATION
SPONSORED PROGRAM ACTIVITY BY INDIVIDUAL PROJECT
 (MEASURED BY EXPENDITURES INCURRED)
FOR FISCAL YEAR 2008

PROJECT NUMBER	SPONSORING AGENCY	PRINCIPAL INVESTIGATOR /PROJECT DIRECTOR	PROJECT DIRECT COST				PROJECT IDC AND FEES			EFFECTIVE INDIRECT COST RATE	CENTER		
			PERSONNEL AND FRINGE BENEFITS	SUPPLIES, CONTRACTUAL, GENERAL & TRAVEL	EQUIPMENT	SUBCONTRACTS, CONSTRUCTION, OTHER	TOTAL DIRECT COSTS	REIMBURSED INDIRECT COSTS	TOTAL SPECIAL FEES			TOTAL PROJECT COSTS	
Virginia Applied Technology and Professional Development Center													
721261	AMERICAN HOFFMAN	CORY, M.	-	-	-	-	-	-	-	4,000	4,000	4,000	VATPDC
772361	SEACOAST ELECTRIC COMPANY, INC	CORY, M.	-	-	-	-	-	-	-	5,325	5,325	5,325	VATPDC
772731	VALCO PIPING PRODUCTS	CORY, M.	-	-	-	-	-	-	-	12,000	12,000	12,000	VATPDC
773101	L 3 COMMUNICATIONS	CORY, M.	-	-	-	-	-	-	-	27,000	27,000	27,000	VATPDC
774241	CIBA SPECIALTY CHEMICALS CORP	CORY, M.	-	-	-	-	-	-	-	22,750	22,750	22,750	VATPDC
775941	CITY OF NORFOLK	CORY, M.	-	-	-	-	-	-	-	2,500	2,500	2,500	VATPDC
781761	JO-KELL, INC	CORY, M.	-	-	-	-	-	-	-	4,995	4,995	4,995	VATPDC
781921	HAMPTON MACHINE SHOP, INC.	CORY, M.	-	-	-	-	-	-	-	2,500	2,500	2,500	VATPDC
724581	ADMIN701 LLC	MCADORY, A.	-	-	-	1,404	-	1,404	-	-	1,404	1,404	VATPDC
522694	ATLANTIC MARINE CONSTRUCTION	PARKINSON, K.	-	-	-	-	-	-	-	1,500	1,500	1,500	VATPDC
570201	VA DEPT MINES, MINERAL & ENERGY	ROBERTSON, J.	2,676	-	-	32,450	-	35,126	(444)	20,760	34,882	34,882	VATPDC
780811	ODU	ROBERTSON, J.	79,845	-	-	-	-	79,845	-	-	100,605	100,605	VATPDC
781581	A. L. PHILPOTT MANUFACTURING	ROBERTSON, J.	150,000	-	-	-	-	150,000	-	-	150,000	150,000	VATPDC
781971	VA DEPT MINES, MINERAL & ENERGY	ROBERTSON, J.	13,677	1,324	-	-	-	15,001	-	3,900	18,901	18,901	VATPDC
781731	LIEBHERR MINING EQUIPMENT CO.	SEARCY, C.	15,750	-	-	-	-	15,750	-	-	15,750	15,750	VATPDC
			261,948	1,324	-	33,854	-	297,126	-	24,216	82,570	403,912	35.94%
Aerospace Engineering													
565411	ODU	ALBERTS, T.	68,885	19,937	-	-	-	86,822	-	-	86,822	86,822	VATPDC
565412	ODU	ALBERTS, T.	1,434	778	-	-	-	2,212	-	-	2,212	2,212	VATPDC
771071	MAGNE MOTION, INC	ALBERTS, T.	6,248	163	-	-	-	6,411	2,693	-	9,104	9,104	VATPDC
154081	NASA-GODDARD SPACEFLIGHT CNTR	ASH, R.	811	2,739	-	-	-	3,550	178	-	3,728	3,728	VATPDC
752561	INNOVATIVE BUSINESS SOLUTIONS	ASH, R.	2,318	-	-	-	-	2,318	-	-	2,318	2,318	VATPDC
373281	NATL SCIENCE FOUNDATION	BESKOK, A.	6,320	22	-	-	-	6,342	2,664	-	9,006	9,006	VATPDC
573291	TEXAS A & M UNIVERSITY	BESKOK, A.	13,089	5,375	-	-	-	18,464	7,755	-	26,219	26,219	VATPDC
574671	TEXAS ENGR EXPERIMENT STATION	BESKOK, A.	2,801	2,801	-	-	-	5,602	8,488	-	14,090	14,090	VATPDC
575611	TEXAS A & M UNIVERSITY	BESKOK, A.	29,414	2,090	-	-	-	31,504	13,232	-	44,736	44,736	VATPDC
582991	ODU	BESKOK, A.	33,021	1,620	-	-	-	34,641	-	-	34,641	34,641	VATPDC
771071	MAGNE MOTION, INC	BRITCHER, C.	1,913	50	-	-	-	1,963	824	-	2,787	2,787	VATPDC
771461	INST FOR ADV LEARNING & RESEAR	BRITCHER, C.	60,573	36,672	18,315	-	-	154,892	(475)	-	154,417	154,417	VATPDC
772451	COMPLERE INC.	BRITCHER, C.	2,428	-	-	378	-	2,806	729	-	3,535	3,535	VATPDC
793871	PRINCETON UNIVERSITY	BRITCHER, C.	-	-	-	3	-	3	-	-	3	3	VATPDC
734090	NATIONAL INSTITUTE OF AEROSPACE	CREEDON, J.	25,267	6,744	-	-	-	32,011	13,445	-	45,456	45,456	VATPDC
734091	NATIONAL INSTITUTE OF AEROSPACE	CREEDON, J.	9,666	41	-	-	-	9,707	4,076	-	13,783	13,783	VATPDC
770311	LMI	CREEDON, J.	52,411	5,731	1,903	-	-	60,045	24,420	-	84,465	84,465	VATPDC
771071	MAGNE MOTION, INC	CREEDON, J.	2,550	67	-	-	-	2,617	1,099	-	3,716	3,716	VATPDC
775990	COMPUTER SCIENCE CORP.	EIDSON, T.	1,622	-	-	-	-	1,622	-	-	1,622	1,622	VATPDC
775991	COMPUTER SCIENCE CORP.	EIDSON, T.	51,550	12,963	-	-	-	64,513	28,174	-	93,687	93,687	VATPDC
780771	CDI MARINE	EIDSON, T.	17,418	-	-	188	-	17,606	7,394	-	25,000	25,000	VATPDC
150271	NASA-LANGLEY RESEARCH CENTER	KANDIL, O.	4,190	948	-	-	-	5,138	1,336	-	6,474	6,474	VATPDC
150891	NASA-LANGLEY RESEARCH CENTER	KANDIL, O.	22,434	1,948	-	-	-	24,382	6,339	-	30,721	30,721	VATPDC
734093	NATIONAL INSTITUTE OF AEROSPACE	LANDMAN, D.	1,041	20,000	-	-	-	21,041	271	-	21,312	21,312	VATPDC
170821	NASA-LANGLEY RESEARCH CENTER	LANDMAN, D.	-	-	-	-	-	20,000	-	-	20,000	20,000	VATPDC
734088	NATIONAL INSTITUTE OF AEROSPACE	LANDMAN, D.	25,561	-	-	-	-	25,561	6,646	-	32,207	32,207	VATPDC
734089	NATIONAL INSTITUTE OF AEROSPACE	LANDMAN, D.	38,012	16,600	-	-	-	54,612	14,199	-	68,811	68,811	VATPDC
734091	NATIONAL INSTITUTE OF AEROSPACE	NEWMAN, B.	9,381	39	-	-	-	9,420	3,957	-	13,377	13,377	VATPDC
781871	UNISYS CORP	NEWMAN, B.	27,695	-	-	-	-	27,695	7,201	-	34,896	34,896	VATPDC
			530,660	137,328	20,218	39,901	-	728,107	155,645	-	883,752	883,752	21.38%

SCHEDULE 4
OLD DOMINION UNIVERSITY RESEARCH FOUNDATION
SPONSORED PROGRAM ACTIVITY BY INDIVIDUAL PROJECT
 (MEASURED BY EXPENDITURES INCURRED)
FOR FISCAL YEAR 2008

PROJECT NUMBER	SPONSORING AGENCY	PRINCIPAL INVESTIGATOR / PROJECT DIRECTOR	PROJECT DIRECT COST				PROJECT IDC AND FEES			EFFECTIVE INDIRECT COST RATE	CENTER
			PERSONNEL AND FRINGE BENEFITS	SUPPLIES, CONTRACTUAL, GENERAL & TRAVEL	EQUIPMENT	SUBCONTRACTS, CONSTRUCTION, OTHER	TOTAL DIRECT COSTS	REIMBURSED INDIRECT COSTS	TOTAL SPECIAL FEES		
Center for Advanced Engineering Environments											
141641	NASA-LANGLEY RESEARCH CENTER	NOOR, A.	30,004	-	-	-	30,004	7,801	-	37,805	CAEE
751075	NATIONAL INSTITUTE OF AEROSPACE	NOOR, A.	35,661	-	-	-	35,661	14,978	-	50,639	CAEE
772531	INTELLISIS CORPORATION	NOOR, A.	-	-	-	3,906	3,906	1,016	-	4,922	CAEE
772532	INTELLISIS CORPORATION	NOOR, A.	-	-	-	984	984	414	-	1,398	CAEE
			65,665	-	-	4,890	70,555	24,208	-	94,764	34.31%
Virginia Commercial Space Flight Authority											
120551	NASA-MARSHALL SPACEFLIGHT CNTR	REED, B.	21,415	-	-	(591)	20,824	-	-	20,824	VCSFA
140344	NASA-GODDARD SPACEFLIGHT CNTR	REED, B.	-	-	-	-	-	(1)	-	(1)	VCSFA
140348	NASA-GODDARD SPACEFLIGHT CNTR	REED, B.	756	1,907	-	-	2,663	413	-	3,076	VCSFA
140351	NASA-GODDARD SPACEFLIGHT CNTR	REED, B.	(2,796)	-	-	1,352	(1,444)	(750)	-	(2,194)	VCSFA
140354	NASA-GODDARD SPACEFLIGHT CNTR	REED, B.	-	-	-	314	314	-	-	314	VCSFA
140355	NASA-GODDARD SPACEFLIGHT CNTR	REED, B.	-	-	-	323	323	30	-	353	VCSFA
140356	NASA-GODDARD SPACEFLIGHT CNTR	REED, B.	-	-	-	951	951	178	-	1,129	VCSFA
140357	NASA-GODDARD SPACEFLIGHT CNTR	REED, B.	2,603	-	-	-	2,603	1,093	-	3,696	VCSFA
140358	NASA-GODDARD SPACEFLIGHT CNTR	REED, B.	3,217	-	-	-	3,217	1,351	-	4,568	VCSFA
140359	NASA-GODDARD SPACEFLIGHT CNTR	REED, B.	12,277	633	-	4,047	23,791	5,188	-	28,979	VCSFA
140360	NASA-GODDARD SPACEFLIGHT CNTR	REED, B.	(8,663)	-	-	10,881	(8,663)	(3,638)	-	(12,301)	VCSFA
140362	NASA-GODDARD SPACEFLIGHT CNTR	REED, B.	54,322	-	-	281,709	336,031	22,815	-	358,846	VCSFA
140364	NASA-GODDARD SPACEFLIGHT CNTR	REED, B.	964	-	-	-	964	405	-	1,369	VCSFA
140365	NASA-GODDARD SPACEFLIGHT CNTR	REED, B.	5,674	-	-	25,995	31,669	3,918	-	35,587	VCSFA
140366	NASA-GODDARD SPACEFLIGHT CNTR	REED, B.	1,817	3,916	-	18,843	24,376	959	-	25,335	VCSFA
140368	NASA-GODDARD SPACEFLIGHT CNTR	REED, B.	96,964	187,500	-	-	284,464	40,725	-	325,189	VCSFA
181961	NASA-GODDARD SPACEFLIGHT CNTR	REED, B.	116,145	-	-	-	116,145	3,148	-	123,114	VCSFA
571680	NASA-OTHER INSTALLATIONS	REED, B.	3,656	946	-	-	4,602	6,969	-	11,571	VCSFA
571681	VA GENERAL ASSEMBLY	REED, B.	48,335	34,913	-	-	83,248	-	-	83,248	VCSFA
765471	ALLIANT TECHSYSTEMS, INC.	REED, B.	-	-	-	1,677	1,677	-	-	1,677	VCSFA
780751	VON BRAUN FOR SCIENCE & INNOVA	REED, B.	36,754	3,396	-	226	40,376	10,498	-	50,874	VCSFA
781561	ALLIANT TECHSYSTEMS, INC.	REED, B.	3,201	-	-	17,566	20,767	1,390	-	22,157	VCSFA
783261	ORBITAL SCIENCE CORP	REED, B.	-	-	-	1,870	1,870	30	-	1,900	VCSFA
786291	ALLIANT TECHSYSTEMS, INC.	REED, B.	-	4,280	-	8,180	12,460	214	-	12,674	VCSFA
			404,135	237,491	-	373,143	1,014,769	94,935	-	1,109,704	9.36%
Virginia Space Flight Academy											
711202	PRIVATE SPONSORS	REED, B.	-	41,998	-	-	41,998	-	-	41,998	VSFAI
711207	PRIVATE SPONSORS	REED, B.	-	45,336	-	-	45,336	-	-	45,336	VSFAI
711208	PRIVATE SPONSORS	REED, B.	-	23,022	-	-	23,022	-	-	23,022	VSFAI
			-	110,356	-	-	110,356	-	-	110,356	0.00%
Mid-Atlantic Institute for Space and Technology											
162211	NASA-GODDARD SPACEFLIGHT CNTR	WOODHAMS, W.	49,999	(490)	-	203,213	252,722	44,226	-	296,948	MIST
162212	NASA-GODDARD SPACEFLIGHT CNTR	WOODHAMS, W.	-	-	-	458,367	458,367	151,261	-	609,628	MIST
162213	NASA-GODDARD SPACEFLIGHT CNTR	WOODHAMS, W.	-	-	-	258,388	258,388	85,268	-	343,656	MIST
575961	WORCESTER COUNTY, MD	WOODHAMS, W.	85,658	-	-	8,607	94,265	4,714	-	98,979	MIST
586301	WORCESTER COUNTY, MD	WOODHAMS, W.	4,721	-	-	219	4,940	-	-	4,940	MIST
			140,378	(490)	-	928,575	1,068,463	285,688	-	1,354,151	26.74%
TOTAL ENGINEERING			\$ 6,065,306	\$ 1,404,726	\$ 176,439	\$ 2,875,688	\$ 10,522,159	\$ 2,111,959	\$ 82,570	\$ 12,716,688	20.86%

SCHEDULE 4
OLD DOMINION UNIVERSITY RESEARCH FOUNDATION
SPONSORED PROGRAM ACTIVITY BY INDIVIDUAL PROJECT
 (MEASURED BY EXPENDITURES INCURRED)
FOR FISCAL YEAR 2008

PROJECT NUMBER	SPONSORING AGENCY	PRINCIPAL INVESTIGATOR /PROJECT DIRECTOR	PROJECT DIRECT COST				PROJECT IDC AND FEES			EFFECTIVE INDIRECT COST RATE	CENTER
			PERSONNEL AND FRINGE BENEFITS	SUPPLIES, CONTRACTUAL, GENERAL, & TRAVEL	EQUIPMENT	SUBCONTRACTS, CONSTRUCTION, OTHER	TOTAL DIRECT COSTS	REIMBURSED INDIRECT COSTS	TOTAL SPECIAL FEES		
HEALTH SCIENCES											
Dean's Office											
751101	CENTENE CORPORATION	BALAS, A.	9,700	1,795	-	-	11,495	2,989	-	14,484	
755482	MAYO CLINIC COLLEGE OF MEDICIN	BALAS, A.	7,303	436	-	-	7,739	3,250	-	10,989	
755483	MAYO CLINIC COLLEGE OF MEDICIN	BALAS, A.	26,370	3,537	-	-	29,907	12,561	-	42,468	
770401	MAYO CLINIC COLLEGE OF MEDICIN	BALAS, A.	7,983	-	-	-	7,983	3,363	-	11,336	
770402	MAYO CLINIC COLLEGE OF MEDICIN	BALAS, A.	26,470	1,004	-	-	27,474	11,539	-	39,013	
341781	* US DEPT HLTH/HUMAN SERV	PLITCHA, S.	367	-	-	2,686	3,053	68	-	3,121	
			78,193	6,772	-	2,686	87,651	33,760	-	121,411	38.52%
Community & Environmental Health											
383161	* US PUBLIC HEALTH SERVICE	GAFF, H.	35,604	2,892	-	-	38,496	3,079	-	41,575	
770861	* SENTRA HOSPITALS	HOUSEMAN, C.	14,305	60	-	-	14,365	3,735	-	18,100	
365571	* US DEPT HLTH/HUMAN SERV	NEFF, J.	1,029	2,121	-	-	3,150	-	-	3,150	
370551	US PUBLIC HEALTH SERVICE	ZHANG, Q.	11,482	1,506	-	-	12,988	5,455	-	18,443	
564301	SOUTHERN RURAL DEV CTR	ZHANG, Q.	10,858	2,944	-	(124)	13,678	1,368	-	15,046	
			73,278	9,523	-	(124)	82,677	13,637	-	96,314	16.49%
Community & Environmental Health - VMASC											
383161	* US PUBLIC HEALTH SERVICE	GAFF, H.	35,603	2,892	-	-	38,495	3,080	-	41,575	VMASC
			35,603	2,892	-	-	38,495	3,080	-	41,575	8.00%
Dental Hygiene											
583021	ODU	MCCOMBS, G.	9,874	2,427	14,065	-	26,366	-	-	26,366	
585821	PROCTOR AND GAMBLE	MCCOMBS, G.	12,359	21	-	2,720	15,100	2,724	-	17,824	
762671	AMERICAN DENTAL HYGIENE ASSOC.	MCCOMBS, G.	208	1,773	-	-	1,981	-	-	1,981	
773111	DENTSPLY INTERNATIONAL, INC	MCCOMBS, G.	-	-	-	1,176	1,176	747	-	1,923	
785361	PROCTOR AND GAMBLE	MCCOMBS, G.	2,927	-	-	-	2,927	644	-	3,571	
			25,368	4,221	14,065	3,896	47,550	4,115	-	51,665	8.65%

SCHEDULE 4
OLD DOMINION UNIVERSITY RESEARCH FOUNDATION
SPONSORED PROGRAM ACTIVITY BY INDIVIDUAL PROJECT
(MEASURED BY EXPENDITURES INCURRED)
FOR FISCAL YEAR 2008

PROJECT NUMBER	SPONSORING AGENCY	PRINCIPAL INVESTIGATOR / PROJECT DIRECTOR	PERSONNEL AND FRINGE BENEFITS	PROJECT DIRECT COST			PROJECT IDC AND FEES			TOTAL PROJECT COSTS	EFFECTIVE INDIRECT COST RATE	CENTER
				SUPPLIES, CONTRACTUAL, GENERAL & TRAVEL	EQUIPMENT	SUBCONTRACTS, CONSTRUCTION, OTHER	TOTAL DIRECT COSTS	REIMBURSED INDIRECT COSTS	TOTAL SPECIAL FEES			
Nursing												
772061	KAISER FOUNDATION HEALTH PLAN	ADAMS-TUFTS, K.	10,548	-	-	-	10,548	1,055	-	-	11,603	
362061	* US DEPT HLTH/HUMAN SERV	BARHAM, P.	11,157	7,640	590	792	20,179	1,556	-	-	21,735	
382061	* US DEPT HLTH/HUMAN SERV	BENJAMIN, R.	55,784	38,200	2,955	3,957	100,896	7,781	-	-	108,677	
572351	* ODU	BENJAMIN, R.	649	-	-	318	967	68	-	-	1,035	
341781	* US DEPT HLTH/HUMAN SERV	BENJAMIN-COLEMAN, R.	367	-	-	2,686	3,053	-	-	-	3,121	
583731	* VA DEPARTMENT OF HEALTH	EATON, D.	-	999	-	-	999	-	-	-	999	
362061	* US DEPT HLTH/HUMAN SERV	EATON, P.	11,157	7,640	591	791	20,179	1,556	-	-	21,735	
341781	* US DEPT HLTH/HUMAN SERV	GARZON, L.	1,467	-	-	10,744	12,211	271	-	-	12,482	
373551	* US DEPT HLTH/HUMAN SERV	GARZON, L.	-	-	-	14,838	14,838	-	-	-	14,838	
373581	* US DEPT HLTH/HUMAN SERV	GARZON, L.	-	-	-	58,970	58,970	-	-	-	58,970	
574911	* SOCIETY OF UROLOGIC NURSES	KARLOWICZ, K.	1,797	4,866	-	-	6,663	-	-	-	6,663	
362061	* US DEPT HLTH/HUMAN SERV	PALMER, K.	11,157	7,640	591	791	20,179	1,556	-	-	21,735	
362061	* US DEPT HLTH/HUMAN SERV	RUTLEDGE, C.	11,157	7,640	591	791	20,179	1,556	-	-	21,735	
574491	* EASTERN VIRGINIA MED. SCHOOL	RUTLEDGE, C.	2,661	-	-	-	2,661	-	-	-	2,661	
341781	* US DEPT HLTH/HUMAN SERV	RUTLEDGE, C.	1,467	-	-	10,743	12,210	272	-	-	12,482	
775821	* SENRA HOSPITALS	TILLMAN, H.	20,000	-	-	-	20,000	-	-	-	20,000	
362061	* US DEPT HLTH/HUMAN SERV	WILES, L.	11,156	7,640	591	791	20,178	1,556	-	-	21,734	
			150,524	82,265	5,909	106,212	344,910	17,227	-	-	362,137	4.99%
Medical Laboratory and Radiation Sciences												
774871	CLAREMONT GRADUATE UNIVERSITY	DE LEO, G.	24,024	6,425	-	-	30,449	-	-	-	30,449	
572751	ODU	HENTOSH, P.	19,890	13,239	-	3,667	36,796	-	-	-	36,796	
772461	* BREEDEN-ADAMS FOUNDATION	PEFFLEY, D.	688	262	-	-	950	-	-	-	950	
770011	* LIFESCAN, INC.	SECHRIST, S.	-	443	-	180	623	-	-	-	623	
770011	* LIFESCAN, INC.	SOMMA, T.	-	1,108	-	450	1,558	-	-	-	1,558	
			44,602	21,477	-	4,287	70,376	-	-	-	70,376	0.00%
Medical Laboratory and Radiation Sciences - VMASC: Virginia Modeling and Simulation Center												
585041	UNIVERSITY OF MICHIGAN	DE LEO, G.	612	-	-	-	612	-	-	-	612	VMASC
771731	MYLIC LLC	DE LEO, G.	-	-	-	63	63	27	-	-	90	VMASC
780041	MYLIC LLC	DE LEO, G.	2,024	254	-	-	2,278	-	-	-	2,278	VMASC
785591	CLAREMONT GRADUATE UNIVERSITY	DE LEO, G.	2,816	2,407	-	-	5,023	-	-	-	5,023	VMASC
			5,252	2,661	-	63	7,976	27	-	-	8,003	0.34%
Physical Therapy												
365571	* US DEPT HLTH/HUMAN SERV	GRISSETT, G.	9,259	19,086	-	-	28,345	-	-	-	28,345	
564171	ODU	MORRISON, S.	15,596	-	-	-	15,596	-	-	-	15,596	
572371	ODU	WALKER, M.	16,559	325	-	-	16,884	-	-	-	16,884	
			41,414	19,411	-	-	60,825	-	-	-	60,825	0.00%
TOTAL HEALTH SCIENCES			\$ 454,234	\$ 149,222	\$ 19,974	\$ 117,030	\$ 740,460	\$ 71,846	\$ -	\$ -	\$ 812,306	9.70%

SCHEDULE 4
OLD DOMINION UNIVERSITY RESEARCH FOUNDATION
SPONSORED PROGRAM ACTIVITY BY INDIVIDUAL PROJECT
 (MEASURED BY EXPENDITURES INCURRED)
FOR FISCAL YEAR 2008

PROJECT NUMBER	SPONSORING AGENCY	PRINCIPAL INVESTIGATOR /PROJECT DIRECTOR	PERSONNEL AND FRINGE BENEFITS	SUPPLIES, CONTRACTUAL, GENERAL & TRAVEL	PROJECT DIRECT COST			PROJECT IDC AND FEES			EFFECTIVE INDIRECT COST RATE	CENTER
					PERSONNEL AND FRINGE BENEFITS	SUBCONTRACTS, CONSTRUCTION, OTHER	TOTAL DIRECT COSTS	REIMBURSED INDIRECT COSTS	TOTAL SPECIAL FEES	TOTAL PROJECT COSTS		
350021	NATL SCIENCE FOUNDATION	BARTOL, I.	31,308	11,727	-	932	43,967	18,075	-	62,042		
580031	VIRGINIA WESLEYAN COLLEGE	BARTOL, I.	16,928	-	6,666	-	23,594	7,110	-	30,704		
773941	JEFFRESS RESEARCH GRANTS PGM.	BARTOL, I.	11,905	2,903	3,030	-	17,838	-	-	17,838		
353961	NATL SCIENCE FOUNDATION	BUTLER, M.	23,246	27,112	-	-	50,358	13,093	-	63,451		
373321	NATL SCIENCE FOUNDATION	BUTLER, M.	14,264	5,280	-	-	19,544	5,082	-	24,626		
564881	SOUTH FLORIDA WATER MANAGEMENT	BUTLER, M.	12,734	8,066	1,911	-	22,711	5,408	-	28,119		
572421	UNIVERSITY OF MIAMI	BUTLER, M.	15,160	18,549	-	-	33,709	8,765	-	42,474		
573911	FL FISH_WILDLIFE CONSERV COMM	BUTLER, M.	2,304	586	-	130	3,020	786	-	3,806		
573951	FL FISH_WILDLIFE CONSERV COMM	BUTLER, M.	5,454	498	-	498	5,952	1,548	-	7,500		
772151	FAO OF THE UNITED NATIONS	BUTLER, M.	9,850	15,915	-	-	25,765	1,194	-	26,959		
784141	DARDEN RESTAURANTS	BUTLER, M.	-	7,050	-	-	7,050	529	-	7,579		
371981	NATL SCIENCE FOUNDATION	CARPENTER, K.	38,859	36,140	17,624	105,492	198,115	26,000	-	224,115		
374431	NATL SCIENCE FOUNDATION	CARPENTER, K.	8,347	7,780	-	-	28,880	8,862	-	37,742		
755181	WORLD CONSERVATION UNION	CARPENTER, K.	159,955	17,109	5,954	18,562	201,590	53,119	-	254,709		
747051	JEFFRESS RESEARCH GRANTS PGM.	COOPER, R.	-	17,972	-	-	17,972	-	-	17,972		
785261	UNIVERSITY OF NOTRE DAME	COOPER, R.	4,074	2,037	-	-	6,111	2,567	-	8,678		
265421	ARMY CORPS/ENGR-NORFOLK	DAUER, D.	-	-	-	22,374	22,374	6,262	-	28,636		
562333	VA DEPT ENVIRON QUALITY	DAUER, D.	-	-	-	1,691	1,691	422	-	2,113		
562334	VA DEPT ENVIRON QUALITY	DAUER, D.	2,745	2,500	-	-	5,245	1,312	-	6,557		
562335	VA DEPT ENVIRON QUALITY	DAUER, D.	-	-	-	2,908	2,908	73	-	2,981		
570421	VA DEPT ENVIRON QUALITY	DAUER, D.	-	-	-	10,201	10,201	1,814	-	12,015		
572831	VA DEPT ENVIRON QUALITY	DAUER, D.	95,954	11,821	-	-	107,775	24,363	-	132,138		
572832	VA DEPT ENVIRON QUALITY	DAUER, D.	33,688	-	-	-	33,688	755	-	34,443		
572833	VA DEPT ENVIRON QUALITY	DAUER, D.	4,364	-	-	-	4,364	1,090	-	5,454		
575421	VA DEPT ENVIRON QUALITY	DAUER, D.	-	-	-	7,723	7,723	2,008	-	9,731		
580401	VA DEPT ENVIRON QUALITY	DAUER, D.	28,703	1,286	-	-	29,989	7,497	-	37,486		
583043	VA DEPT ENVIRON QUALITY	DAUER, D.	55,334	-	-	-	55,334	13,834	-	69,168		
583044	VA DEPT ENVIRON QUALITY	DAUER, D.	35,079	-	-	-	35,079	786	-	35,865		
344012	SMITHSONIAN INSTITUTION	DAY, F.	2,338	-	-	-	2,338	584	-	2,922		
344013	SMITHSONIAN INSTITUTION	DAY, F.	-	219	-	-	219	57	-	276		
582851	UNIVERSITY OF VIRGINIA	DAY, F.	3,355	5,437	-	-	8,792	2,286	-	11,078		
582951	UNIVERSITY OF VIRGINIA	DAY, F.	5,223	1,710	-	-	6,933	1,803	-	8,736		
773701	ODU	GREENWOOD, A.	15,065	27,056	9,637	5,996	57,754	-	-	57,754		
572341	JEFFRESS RESEARCH GRANTS PGM.	GREENWOOD, A.	5,701	21,050	-	5,305	26,751	-	-	26,751		
771971	ODU	HARGRAVE, B.	146	4,573	-	-	3,988	-	-	3,988		
760776	CAVE CONSERVANCY - VIRGINIAS	HOLSINGER, J.	3,793	195	-	-	3,988	-	-	3,988		
322021	JEFFRESS RESEARCH GRANTS PGM.	HORTH, L.	(545)	248	-	9	(288)	-	-	(288)		
583023	NATL SCIENCE FOUNDATION	HYNES, W.	5,555	7,989	4,320	-	17,864	5,689	-	23,553		
761596	ODU	HYNES, W.	5,059	1,032	16,034	-	22,125	-	-	22,125		
770491	AMER MUSEUM/NATURAL HISTORY	HYNES, W.	3,245	-	-	-	3,245	1,363	-	4,608		
	NATL RESEARCH - TICK-BORNE DISE	HYNES, W.	4,155	5,062	-	-	9,217	1,843	-	11,060		

SCHEDULE 4
OLD DOMINION UNIVERSITY RESEARCH FOUNDATION
SPONSORED PROGRAM ACTIVITY BY INDIVIDUAL PROJECT
(MEASURED BY EXPENDITURES INCURRED)
FOR FISCAL YEAR 2008

PROJECT NUMBER	SPONSORING AGENCY	PRINCIPAL INVESTIGATOR / PROJECT DIRECTOR	PERSONNEL AND FRINGE BENEFITS	PROJECT DIRECT COST			PROJECT IDC AND FEES			EFFECTIVE INDIRECT COST RATE	CENTER
				SUPPLIES, CONTRACTUAL, GENERAL, & TRAVEL	EQUIPMENT	SUBCONTRACTS, CONSTRUCTION, OTHER	TOTAL DIRECT COSTS	REIMBURSED INDIRECT COSTS	TOTAL SPECIAL FEES		
352591	* NATL SCIENCE FOUNDATION	MARSHALL, H.	1,064	-	-	-	1,064	447	-	1,511	
562332	VA DEPT ENVIRON QUALITY	MARSHALL, H.	-	-	2,653	-	2,653	662	-	3,315	
572833	VA DEPT ENVIRON QUALITY	MARSHALL, H.	2,182	-	-	-	2,182	546	-	2,728	
572834	VA DEPT ENVIRON QUALITY	MARSHALL, H.	41,750	3,770	-	-	45,520	11,380	-	56,900	
572891	ODU	MARSHALL, H.	45,092	1,065	-	-	46,157	4,616	-	50,773	
583042	VA DEPT ENVIRON QUALITY	MARSHALL, H.	54,917	4,072	-	-	58,989	14,747	-	73,736	
572081	LEHMAN COLLEGE - CUNY	MOTLEY, T.	35,593	-	-	-	35,593	14,949	-	50,542	
582271	ODU	MUSSELLMAN, L.	2,134	-	-	-	2,134	-	-	2,134	
351782	NATL SCIENCE FOUNDATION	OSGOOD, C.	30,317	19,423	-	-	49,740	20,891	-	70,631	
353151	US PUBLIC HEALTH SERVICE	OSGOOD, C.	8,145	1,639	26,442	-	36,226	4,109	-	40,335	
582351	ODU	OSGOOD, C.	2,349	378	-	-	2,727	-	-	2,727	
775160	MARCH OF DIMES	OSGOOD, C.	-	1,322	-	-	1,322	-	-	1,322	
781751	MARCH OF DIMES	OSGOOD, C.	-	2,131	-	-	2,131	-	-	2,131	
353962	NATL SCIENCE FOUNDATION	RATZLAFF, R.	-	1,678	-	-	1,678	436	-	2,114	
352611	NATL SCIENCE FOUNDATION	RESEARITS, W.	45,082	11,926	-	-	57,008	14,822	-	71,830	
765241	ENGINEERING AND ENVIRONMENT	ROSE, R.	837	-	-	-	837	218	-	1,055	
771801	ENGINEERING AND ENVIRONMENT	ROSE, R.	2,540	-	-	-	2,540	660	-	3,200	
344491	NATL SCIENCE FOUNDATION	SAVITZKY, A.	32	-	-	-	32	13	-	45	
352741	NATL SCIENCE FOUNDATION	SAVITZKY, A.	54,894	5,624	2,571	-	63,089	22,915	-	86,004	
381991	NATL SCIENCE FOUNDATION	SAVITZKY, A.	2,928	2,928	-	-	5,856	2,928	-	8,784	
550231	VA DEPT GAME/INLAND FISH	SAVITZKY, A.	4,936	4,033	-	-	8,969	8,969	-	17,938	
322021	NATL SCIENCE FOUNDATION	SONENSHINE, D.	2,381	3,424	1,851	-	7,656	2,438	-	10,094	
353881	IPM TECHNOLOGIES	SONENSHINE, D.	43,682	14,054	11,008	-	68,744	24,249	-	92,993	
532031	NORTH CAROLINA STATE UNIV	SONENSHINE, D.	-	(220)	-	-	(220)	(93)	-	(313)	
541701	UNIV OF FLORIDA	SONENSHINE, D.	2,469	2,627	-	-	5,096	-	-	5,096	
565401	NORTH CAROLINA STATE UNIV	SONENSHINE, D.	10,744	5,703	19,346	-	35,793	6,907	-	42,699	
770491	* NATL RESEARCH - TICK-BORNE DISE	SONENSHINE, D.	462	562	-	-	1,024	205	-	1,229	
581031	EASTERN VIRGINIA MED. SCHOOL	SWANSON, J.	21,021	15,328	17,253	-	53,602	-	-	53,602	
			1,075,936	374,876	151,437	217,583	1,819,832	373,599	-	2,193,431	20.53%

SCHEDULE 4
OLD DOMINION UNIVERSITY RESEARCH FOUNDATION
SPONSORED PROGRAM ACTIVITY BY INDIVIDUAL PROJECT
(MEASURED BY EXPENDITURES INCURRED)
FOR FISCAL YEAR 2008

PROJECT NUMBER	SPONSORING AGENCY	PRINCIPAL INVESTIGATOR /PROJECT DIRECTOR	PROJECT DIRECT COST				PROJECT IDC AND FEES			EFFECTIVE INDIRECT COST RATE	CENTER	
			PERSONNEL AND FRINGE BENEFITS	SUPPLIES, CONTRACTUAL, GENERAL, & TRAVEL	EQUIPMENT	SUBCONTRACTS, CONSTRUCTION, OTHER	TOTAL DIRECT COSTS	REIMBURSED INDIRECT COSTS	TOTAL SPECIAL FEES			TOTAL PROJECT COSTS
Chemistry and Biochemistry												
380381	NATL SCIENCE FOUNDATION	BAYSE, C.	11,303	849	-	-	-	12,152	5,104	-	17,256	
576451	VIRGINIA COMMONWEALTH UNIV.	BAYSE, C.	3,520	-	-	-	-	3,520	1,478	-	4,998	
740891	JEFFRESS RESEARCH GRANTS PGM.	BAYSE, C.	189	138	-	23	-	350	-	-	350	
572833	VA DEPT ENVIRON QUALITY	DONAT, J.	2,182	-	-	-	-	2,182	546	-	2,728	
562331	VA DEPT ENVIRON QUALITY	DONAT, J.	3,102	52	-	53,223	-	56,377	9,369	-	65,746	
572835	VA DEPT ENVIRON QUALITY	DONAT, J.	211,627	111,790	4,195	-	-	327,612	64,970	-	392,582	
583041	VA DEPT ENVIRON QUALITY	DONAT, J.	17,473	33,613	-	-	-	51,086	6,211	-	57,297	
582941	ODU	GREENE, L.	42,258	5,930	20,682	-	-	68,870	-	-	68,870	
780971	JEFFRESS RESEARCH GRANTS PGM.	GREENE, L.	5,956	4,896	-	-	-	10,854	-	-	10,854	
571960	CLEMSON UNIVERSITY	GREGORY, R.	2,779	32,056	-	-	-	34,835	1,167	-	36,002	
745702	AMERICAN CHEMICAL SOCIETY	GREGORY, R.	-	400	-	-	-	400	-	-	400	
350591	NATL SCIENCE FOUNDATION	HATCHER, P.	98,448	26,181	3,603	64,067	-	193,299	52,103	-	245,402	
362181	NATL SCIENCE FOUNDATION	HATCHER, P.	20,485	20,863	-	-	-	41,348	17,366	-	58,714	
373710	NATL SCIENCE FOUNDATION	HATCHER, P.	11,026	5,630	-	-	-	16,656	6,995	-	23,651	
770081	AMERICAN CHEMICAL SOCIETY	MAO, J.	19,595	3,976	-	-	-	23,571	-	-	23,571	
770681	JEFFRESS RESEARCH GRANTS PGM.	MAO, J.	7,537	6,999	-	-	-	14,536	-	-	14,536	
332941	NATL SCIENCE FOUNDATION	MOPPER, K.	28,314	2,913	-	-	-	31,227	13,116	-	44,343	
332942	NATL SCIENCE FOUNDATION	MOPPER, K.	1,276	-	-	806	-	2,082	319	-	2,401	
351241	US PUBLIC HEALTH SERVICE	RADKIEWICZ-POUTSMA, J.	42,703	1,800	-	4,630	-	49,133	18,691	-	67,824	
745701	AMERICAN CHEMICAL SOCIETY	RADKIEWICZ-POUTSMA, J.	11,538	10,086	5,305	-	-	11,597	-	-	11,597	
376661	NATL SCIENCE FOUNDATION	STUBBINS, A.	75,547	10,086	-	-	-	90,938	35,966	-	126,904	
220131	* AIR FORCE OFFICE SCI RES	XU, N.	55,833	18,953	-	59,405	-	134,191	31,410	-	165,601	
351781	NATL SCIENCE FOUNDATION	XU, N.	19,432	19,686	-	10,295	-	49,413	16,430	-	65,843	
351784	NATL SCIENCE FOUNDATION	XU, N.	22,072	4,815	-	-	-	26,887	6,722	-	33,609	
353151	* US PUBLIC HEALTH SERVICE	XU, N.	32,582	6,555	105,768	-	-	144,905	16,438	-	161,343	
353152	US PUBLIC HEALTH SERVICE	XU, N.	20,234	2,379	-	-	-	22,613	9,497	-	32,110	
540841	UNIV TEXAS HEALTH SCIENCE CTR	XU, N.	6,925	1,222	-	-	-	8,147	-	-	8,147	
			772,159	292,564	171,609	192,449	-	1,426,781	313,898	-	1,742,679	21.97%
Chemistry and Biochemistry - Virginia Coastal Energy Research Consortium												
560151	ODU	HATCHER, P.	223,965	52,784	21,279	284,249	-	582,267	116,230	-	698,497	VCERC
580152	ODU	HATCHER, P.	108,801	1,629	-	-	-	110,430	46,381	-	156,811	VCERC
			332,756	54,413	21,279	284,249	-	692,697	162,611	-	855,308	23.48%

SCHEDULE 4
OLD DOMINION UNIVERSITY RESEARCH FOUNDATION
SPONSORED PROGRAM ACTIVITY BY INDIVIDUAL PROJECT
 (MEASURED BY EXPENDITURES INCURRED)
FOR FISCAL YEAR 2008

PROJECT NUMBER	SPONSORING AGENCY	PRINCIPAL INVESTIGATOR /PROJECT DIRECTOR	PROJECT DIRECT COST				PROJECT IDC AND FEES			EFFECTIVE INDIRECT COST RATE	CENTER
			PERSONNEL AND FRINGE BENEFITS	SUPPLIES, CONTRACTUAL, GENERAL, & TRAVEL	EQUIPMENT	SUBCONTRACTS, CONSTRUCTION, OTHER	TOTAL DIRECT COSTS	REIMBURSED INDIRECT COSTS	TOTAL SPECIAL FEES		
Mathematics and Statistics											
261514	* US MARINE CORPS SYSTEMS COMMAN	ADAM, J.	16,003	627	-	-	16,630	6,662	-	23,292	CCS
572837	VA DEPT ENVIRON QUALITY	CHAGANTY, R.	19,388	178	-	-	19,566	438	-	20,004	CCS
583047	VA DEPT ENVIRON QUALITY	CHAGANTY, R.	5,942	-	-	-	5,942	133	-	6,075	CCS
572872	* COLLEGE OF WILLIAM AND MARY	DOVIAK, S.	-	1,042	-	-	1,042	83	-	1,125	CCS
341911	NATL SCIENCE FOUNDATION	HU, F.	17,402	4,445	-	-	21,847	9,176	-	31,023	CCS
141571	NASA-LANGLEY RESEARCH CENTER	KANEKO, H.	12,519	1,725	-	-	14,244	3,703	-	17,947	CCS
351221	* NATL SCIENCE FOUNDATION	LUO, L.	14,299	-	-	-	14,299	6,005	-	20,304	CCS
374291	* NATL SCIENCE FOUNDATION	LUO, L.	-	500	-	7,000	7,500	-	-	7,500	CCS
547031	TEXAS ENGR EXPERIMENT STATION	LUO, L.	19,936	541	-	-	20,477	8,601	-	29,078	CCS
751071	* NATIONAL INSTITUTE OF AEROSPACE	LUO, L.	15,867	2,391	-	-	18,258	7,669	-	25,927	CCS
764121	* ROTORDYNAMICS-SEAL RESEARCH	LUO, L.	-	-	-	119	119	50	-	169	CCS
764171	* NATIONAL INSTITUTE OF AEROSPACE	LUO, L.	7,182	1,702	-	-	8,884	3,732	-	12,616	CCS
322661	* NATL SCIENCE FOUNDATION	NOREN, R.	-	-	-	11,268	11,268	-	-	11,268	CCS
164851	NASA-LANGLEY RESEARCH CENTER	TWEED, J.	246,612	4,900	-	-	251,512	65,393	-	316,905	CCS
306161	NATL SCIENCE FOUNDATION	ZHOU, R.	15,695	3,994	-	-	19,689	8,269	-	27,958	CCS
			390,845	22,045	-	18,387	431,277	119,914	-	551,191	27.80%
Center for Computational Science											
374291	* NATL SCIENCE FOUNDATION	BESKOK, A.	-	500	-	-	500	-	-	500	CCS
764171	* NATIONAL INSTITUTE OF AEROSPACE	LIAO, W.	7,182	1,702	-	-	8,884	3,731	-	12,615	CCS
351221	* NATL SCIENCE FOUNDATION	LUO, L.	14,299	-	-	-	14,299	6,006	-	20,305	CCS
547031	* TEXAS ENGR EXPERIMENT STATION	LUO, L.	19,937	540	-	-	20,477	8,600	-	29,077	CCS
751071	* NATIONAL INSTITUTE OF AEROSPACE	LUO, L.	15,868	2,391	-	-	18,259	7,668	-	25,927	CCS
352491	* NATL SCIENCE FOUNDATION	POTHEN, A.	29,391	5,696	-	-	35,087	14,737	-	49,824	CCS
363261	* US DEPT OF ENERGY	POTHEN, A.	42,239	12,261	-	-	54,500	22,891	-	77,391	CCS
764121	* ROTORDYNAMICS-SEAL RESEARCH	POTHEN, A.	-	-	-	118	118	50	-	168	CCS
			128,916	23,090	-	7,118	159,124	63,683	-	222,807	40.02%

SCHEDULE 4
OLD DOMINION UNIVERSITY RESEARCH FOUNDATION
SPONSORED PROGRAM ACTIVITY BY INDIVIDUAL PROJECT
 (MEASURED BY EXPENDITURES INCURRED)
FOR FISCAL YEAR 2008

PROJECT NUMBER	SPONSORING AGENCY	PRINCIPAL INVESTIGATOR / PROJECT DIRECTOR	PROJECT DIRECT COST				PROJECT IDC AND FEES			TOTAL PROJECT COSTS	EFFECTIVE INDIRECT COST RATE	CENTER
			PERSONNEL AND FRINGE BENEFITS	SUPPLIES, CONTRACTUAL, GENERAL, & TRAVEL	EQUIPMENT	SUBCONTRACTS, CONSTRUCTION, OTHER	TOTAL DIRECT COSTS	REIMBURSED INDIRECT COSTS	TOTAL SPECIAL FEES			
260861	Ocean, Earth and Atmospheric Sciences	BOCHDANSKY, A.	15,869	17,894	-	-	-	33,763	8,778	-	42,541	
373651	OFFICE OF NAVAL RESEARCH	BURDIGE, D.	9,978	3,586	-	-	-	13,564	5,697	-	19,261	
331111	NATL SCIENCE FOUNDATION	CUTTER, G.	6,396	126	-	-	-	6,522	2,739	-	9,261	
360521	NATL SCIENCE FOUNDATION	CUTTER, G.	17,285	3,637	-	-	-	21,122	8,871	-	29,993	
362192	NATL SCIENCE FOUNDATION	CUTTER, G.	20,272	9,209	-	-	-	29,481	12,382	-	41,863	
370631	NATL SCIENCE FOUNDATION	CUTTER, G.	52,024	43,524	69,944	-	-	165,492	40,130	-	205,622	
372021	NATL SCIENCE FOUNDATION	CUTTER, G.	-	15,822	482,169	-	-	497,991	6,645	-	504,636	
553511	STATE UNIVERSITY OF NY	CUTTER, G.	47,383	28,046	-	-	-	75,429	30,672	-	106,101	
745251	HAMPTON UNIVERSITY	CUTTER, G.	67,198	5,839	-	-	-	73,037	27,365	-	100,402	
362191	NATL SCIENCE FOUNDATION	DARBY, D.	39,578	6,024	-	-	-	45,602	19,153	-	64,755	
362901	NATL SCIENCE FOUNDATION	DARBY, D.	51,244	7,167	-	-	-	58,411	24,532	-	82,943	
344251	NATL OCEANIC/ATMOS ADMIN	DOBBS, F.	3,296	990	-	-	-	4,286	1,800	-	6,086	
776231	NORTHEAST-MIDWEST INSTITUTE	DOBBS, F.	25,953	9,355	33,506	-	-	68,814	4,496	-	73,310	
320341	NATL SCIENCE FOUNDATION	GARGETT, A.	20,598	3,873	-	-	-	24,471	10,277	-	34,748	
303430	NATL SCIENCE FOUNDATION	GROSCH, C.	55	36	-	-	-	91	38	-	129	
320341	NATL SCIENCE FOUNDATION	GROSCH, C.	6,866	1,291	-	-	-	8,157	3,426	-	11,583	
353111	NATL SCIENCE FOUNDATION	JONES, C.	27,743	12,693	-	51,819	-	92,255	24,090	-	116,345	
363951	NATL OCEANIC/ATMOS ADMIN	JONES, C.	26,111	3,009	-	-	-	29,120	8,736	-	37,856	
547231	VA MARINE RESOURCES COMM	JONES, C.	-	2,383	-	-	-	2,383	596	-	2,979	
555021	VA MARINE RESOURCES COMM	JONES, C.	6,722	3,311	-	-	-	10,033	2,508	-	12,541	
565311	VA MARINE RESOURCES COMM	JONES, C.	25,586	4,482	-	-	-	30,068	7,517	-	37,585	
565431	VA INST OF MARINE SCIENCE	JONES, C.	30,373	7,780	-	-	-	38,153	16,024	-	54,177	
565631	VA INST OF MARINE SCIENCE	JONES, C.	26,477	7,319	-	-	-	33,796	13,438	-	47,234	
570351	VA MARINE RESOURCES COMM	JONES, C.	55,331	11,665	26,167	-	-	93,163	16,749	-	109,912	
580571	VA MARINE RESOURCES COMM	JONES, C.	131,927	9,702	449	-	-	142,078	40,070	-	182,148	
320341	NATL SCIENCE FOUNDATION	KLINCK, J.	6,866	1,291	-	-	-	8,157	3,426	-	11,583	
547431	VA GRAD MARINE SCIENCE CONSORT	MCCONAUGHA, J.	1,968	3,707	-	-	-	5,675	1,523	-	7,198	
352591	NATL SCIENCE FOUNDATION	MULHOLLAND, M.	2,482	-	-	-	-	2,482	1,042	-	3,524	
370321	NATL SCIENCE FOUNDATION	MULHOLLAND, M.	51,362	47,955	-	-	-	99,317	41,713	-	141,030	
373710	NATL SCIENCE FOUNDATION	MULHOLLAND, M.	11,027	5,629	-	-	-	16,656	6,996	-	23,652	
373711	NATL SCIENCE FOUNDATION	MULHOLLAND, M.	-	12	-	-	-	12	5	-	17	
381231	NATL SCIENCE FOUNDATION	MULHOLLAND, M.	9,900	-	-	-	-	9,900	4,158	-	14,058	
554304	CENTER INNOVATIVE TECHNOLOGY	MULHOLLAND, M.	32,583	9,467	-	-	-	42,050	16,852	-	58,902	
554306	CENTER INNOVATIVE TECHNOLOGY	MULHOLLAND, M.	14,990	7,178	-	-	-	22,168	8,575	-	30,743	
562491	FL FISH_WILDLIFE CONSERV COMM	MULHOLLAND, M.	48,466	21,487	-	-	-	67,953	28,540	-	96,493	
575781	UNIV OF SOUTH FLORIDA	MULHOLLAND, M.	1,502	1,052	-	-	-	2,554	255	-	2,809	
583861	GOVERNOR'S OFFICE	MULHOLLAND, M.	525	948	-	-	-	1,473	383	-	1,856	
762041	VA ENVIRONMENTAL ENDOWMENT	MULHOLLAND, M.	26,059	6,813	-	-	-	32,872	-	-	32,872	
781181	WOODS HOLE OCEANOGRAPHIC INST	MULHOLLAND, M.	-	6,367	-	33	-	6,400	-	-	6,400	
783581	VA ENVIRONMENTAL ENDOWMENT	MULHOLLAND, M.	3,876	573	-	-	-	4,449	-	-	4,449	

SCHEDULE 4
OLD DOMINION UNIVERSITY RESEARCH FOUNDATION
SPONSORED PROGRAM ACTIVITY BY INDIVIDUAL PROJECT
(MEASURED BY EXPENDITURES INCURRED)
FOR FISCAL YEAR 2008

PROJECT NUMBER	SPONSORING AGENCY	PRINCIPAL INVESTIGATOR / PROJECT DIRECTOR	PROJECT DIRECT COST				PROJECT IDC AND FEES			EFFECTIVE INDIRECT COST RATE	CENTER
			PERSONNEL AND FRINGE BENEFITS	SUPPLIES, CONTRACTUAL, GENERAL, & TRAVEL	EQUIPMENT	SUBCONTRACTS, CONSTRUCTION, OTHER	TOTAL DIRECT COSTS	REIMBURSED INDIRECT COSTS	TOTAL SPECIAL FEES		
133761	NASA-GODDARD SPACEFLIGHT CNTR	NOFFKE, N.	29,647	24,197	-	-	53,844	22,615	-	76,459	
340101	NATL SCIENCE FOUNDATION	NOFFKE, N.	3,980	18,256	-	-	22,236	9,339	-	31,575	
562641	UNIVERSITY OF VIRGINIA	OERTEL, G.	8,435	314	-	-	8,749	2,275	-	11,024	
303430	NATL SCIENCE FOUNDATION	ROYER, T.	217	143	-	-	360	152	-	512	
362751	NATL SCIENCE FOUNDATION	WARD, B.	10,699	12,275	-	-	22,974	9,649	-	32,623	
363811	NATL SCIENCE FOUNDATION	WARD, B.	2,389	9,712	6,687	1,691	20,479	5,793	-	26,272	
770691	WOODS HOLE OCEANOGRAPHIC INST	WARD, B.	17,361	3,564	-	-	20,915	8,784	-	29,699	
544051	VA TECH	WHITTECAR, R.	-	2,064	-	-	2,064	537	-	2,601	
711991	WEANACK LAND LTD	WHITTECAR, R.	4,715	2,471	-	-	7,186	1,797	-	8,983	
133821	NASA-GODDARD SPACEFLIGHT CNTR	ZIMMERMAN, R.	12,543	5,382	-	-	17,925	7,528	-	25,453	
363741	NATL SCIENCE FOUNDATION	ZIMMERMAN, R.	57,618	6,150	-	-	63,768	26,783	-	90,551	
542661	SAN JOSE STATE UNIV FOUNDATION	ZIMMERMAN, R.	25,246	754	-	-	27,000	11,340	-	38,340	
564161	UNIV OF CALIFORNIA	ZIMMERMAN, R.	33,798	9,144	-	-	42,942	18,036	-	60,978	
			1,131,519	425,858	618,922	53,543	2,229,842	574,825	-	2,804,667	25.78%
	Ocean, Earth and Atmospheric Sciences - SSRP										
334541	NATL SCIENCE FOUNDATION	ASHFORD, J.	23,334	33,512	-	-	56,846	23,875	-	80,721	SSRP
576631	MD DEPT. OF NATURAL RESOURCES	ASHFORD, J.	54,392	-	-	-	54,392	22,844	-	77,236	SSRP
782431	CHILEAN FISHING DEVELOP INST	ASHFORD, J.	-	500	-	-	500	-	-	500	SSRP
			77,726	34,012	-	-	111,738	46,719	-	158,457	41.81%
	Ocean, Earth and Atmospheric Sciences - Center for Bioelectronics										
784691	SMITHFIELD FOODS, INC.	DOBBS, F.	4,450	155	-	-	4,605	1,934	-	6,539	CBE
			4,450	155	-	-	4,605	1,934	-	6,539	42.00%

SCHEDULE 4
OLD DOMINION UNIVERSITY RESEARCH FOUNDATION
SPONSORED PROGRAM ACTIVITY BY INDIVIDUAL PROJECT
(MEASURED BY EXPENDITURES INCURRED)
FOR FISCAL YEAR 2008

PROJECT NUMBER	SPONSORING AGENCY	PRINCIPAL INVESTIGATOR /PROJECT DIRECTOR	PROJECT DIRECT COST				PROJECT IDC AND FEES			EFFECTIVE INDIRECT COST RATE	CENTER	
			PERSONNEL AND FRINGE BENEFITS	SUPPLIES, CONTRACTUAL, GENERAL, & TRAVEL	EQUIPMENT	SUBCONTRACTS, CONSTRUCTION, OTHER	TOTAL DIRECT COSTS	REIMBURSED INDIRECT COSTS	TOTAL SPECIAL FEES			TOTAL PROJECT COSTS
Center for Coastal Physical Oceanography												
254921	OFFICE OF NAVAL RESEARCH	ATKINSON, L.	44,313	-	-	-	44,313	18,611	-	-	62,924	SSRP
554301	CENTER INNOVATIVE TECHNOLOGY	ATKINSON, L.	5,178	754	-	14,347	20,279	5,273	-	-	25,552	SSRP
554303	CENTER INNOVATIVE TECHNOLOGY	ATKINSON, L.	32,750	1,648	-	206	34,604	14,534	-	-	49,138	SSRP
554305	CENTER INNOVATIVE TECHNOLOGY	ATKINSON, L.	26,922	14,094	-	-	41,016	17,227	-	-	58,243	SSRP
574941	STATE UNIVERSITY OF NEW JERSEY	ATKINSON, L.	22,252	2,033	-	-	24,285	10,200	-	-	34,485	SSRP
381081	NATL OCEANIC/ATMOS ADMIN	EZER, T.	-	13,969	-	-	13,969	5,867	-	-	19,836	SSRP
576241	TEXAS A & M UNIVERSITY	EZER, T.	10,647	1,651	-	-	12,298	5,165	-	-	17,463	SSRP
314571	NATL SCIENCE FOUNDATION	GARGETT, A.	14,698	2,180	-	-	16,878	7,089	-	-	23,967	SSRP
322571	NATL SCIENCE FOUNDATION	GARGETT, A.	7,010	21,751	-	24,117	52,878	12,079	-	-	64,957	SSRP
375501	NORTH PACIFIC RESEARCH BOARD	GROSCH, C.	2,102	47	-	-	2,149	902	-	-	3,051	SSRP
133981	NASA-GODDARD SPACEFLIGHT CNTR	HOFMANN, E.	75,600	12,207	-	-	87,807	36,879	-	-	124,686	SSRP
334151	NATL SCIENCE FOUNDATION	HOFMANN, E.	25,165	3,402	-	-	28,567	11,998	-	-	40,565	SSRP
345851	NATL OCEANIC/ATMOS ADMIN	HOFMANN, E.	593	-	-	-	593	178	-	-	771	SSRP
347351	NATL OCEANIC/ATMOS ADMIN	HOFMANN, E.	-	-	-	3	3	1	-	-	4	SSRP
352881	NATL SCIENCE FOUNDATION	HOFMANN, E.	11,661	11,345	-	-	23,006	9,662	-	-	32,668	SSRP
352991	NATL SCIENCE FOUNDATION	HOFMANN, E.	26,596	4,247	-	-	30,843	12,954	-	-	43,797	SSRP
352961	NATL SCIENCE FOUNDATION	HOFMANN, E.	20,087	7,300	-	-	27,387	11,502	-	-	38,889	SSRP
353051	NATL SCIENCE FOUNDATION	HOFMANN, E.	10,854	3,791	-	-	14,745	6,192	-	-	20,937	SSRP
542071	UNIV OF SOUTHERN CALIFORNIA	HOFMANN, E.	6,338	701	-	-	7,039	2,956	-	-	9,995	SSRP
542561	STATE UNIVERSITY OF NEW JERSEY	HOFMANN, E.	13,453	1,163	-	-	14,616	6,139	-	-	20,755	SSRP
545991	UNIV OF CALIFORNIA	HOFMANN, E.	12,241	473	-	-	12,714	5,142	-	-	17,856	SSRP
565432	VA INST OF MARINE SCIENCE	HOFMANN, E.	5,815	473	-	-	6,288	199	-	-	6,487	SSRP
572911	STATE UNIVERSITY OF NEW JERSEY	HOFMANN, E.	5,155	5,155	-	-	10,310	581	-	-	10,891	SSRP
703471	JOHNS-HOPKINS UNIV	HOFMANN, E.	23,422	2,768	-	-	26,190	6,809	-	-	32,999	SSRP
133551	NASA-GODDARD SPACEFLIGHT CNTR	KLINCK, J.	1,800	165	-	-	1,965	511	-	-	2,476	SSRP
314441	NATL SCIENCE FOUNDATION	KLINCK, J.	25,165	3,402	-	-	28,567	11,998	-	-	40,565	SSRP
334151	NATL SCIENCE FOUNDATION	KLINCK, J.	593	-	-	-	593	178	-	-	771	SSRP
345851	NATL OCEANIC/ATMOS ADMIN	KLINCK, J.	-	-	-	3	3	1	-	-	4	SSRP
347351	NATL OCEANIC/ATMOS ADMIN	KLINCK, J.	26,597	4,247	-	-	30,844	12,954	-	-	43,798	SSRP
352891	NATL SCIENCE FOUNDATION	KLINCK, J.	10,955	3,790	-	-	14,745	6,193	-	-	20,938	SSRP
363051	NATL SCIENCE FOUNDATION	KLINCK, J.	6,339	700	-	-	7,039	2,957	-	-	9,996	SSRP
542071	UNIV OF SOUTHERN CALIFORNIA	KLINCK, J.	13,454	1,163	-	-	14,617	6,139	-	-	20,756	SSRP
542561	STATE UNIVERSITY OF NEW JERSEY	KLINCK, J.	12,242	474	-	-	12,716	5,141	-	-	17,857	SSRP
545991	UNIV OF CALIFORNIA	KLINCK, J.	5,815	474	-	-	6,289	199	-	-	6,488	SSRP
565432	VA INST OF MARINE SCIENCE	KLINCK, J.	2,102	47	-	-	2,149	903	-	-	3,052	SSRP
572911	STATE UNIVERSITY OF NEW JERSEY	ROYER, T.	502,859	124,667	-	38,676	666,202	255,895	-	-	922,097	SSRP
375501	NORTH PACIFIC RESEARCH BOARD	ROYER, T.	12,205	12,025	-	7,423	31,653	13,254	-	-	44,947	SSRP
Center for Coastal Physical Oceanography - SSRP												
145571	NASA-GODDARD SPACEFLIGHT CNTR	FRIEDRICHS, M.	-	(80)	-	-	(80)	-	-	-	(80)	SSRP
772481	CONSORTIUM FOR OCEAN RES/EDU	SMITH, E.	12,142	3,000	-	-	15,142	6,360	-	-	21,502	SSRP
774571	CHESAPEAKE RES CONSORTIUM	SMITH, E.	5,778	9,557	-	-	15,335	3,987	-	-	19,322	SSRP
780361	UNIVERSITY OF DELAWARE	SMITH, E.	1	4,801	-	600	5,402	-	-	-	5,402	SSRP
783541	CONSORTIUM FOR OCEAN RES/EDU	SMITH, E.	15,530	1,810	-	-	17,340	4,508	-	-	21,848	SSRP
772981	CHESAPEAKE RES CONSORTIUM	WIGGERT, J.	45,656	31,113	-	8,023	84,792	28,149	-	-	112,941	SSRP
										922,097	38.41%	

SCHEDULE 4
OLD DOMINION UNIVERSITY RESEARCH FOUNDATION
SPONSORED PROGRAM ACTIVITY BY INDIVIDUAL PROJECT
(MEASURED BY EXPENDITURES INCURRED)
FOR FISCAL YEAR 2008

PROJECT NUMBER	SPONSORING AGENCY	PRINCIPAL INVESTIGATOR /PROJECT DIRECTOR	PROJECT DIRECT COST				PROJECT IDC AND FEES				EFFECTIVE INDIRECT COST RATE	CENTER
			PERSONNEL AND FRINGE BENEFITS	SUPPLIES, CONTRACTUAL, GENERAL & TRAVEL	EQUIPMENT	SUBCONTRACTS, CONSTRUCTION, OTHER	TOTAL DIRECT COSTS	REIMBURSED INDIRECT COSTS	TOTAL SPECIAL FEES	TOTAL PROJECT COSTS		
340011	US PUBLIC HEALTH SERVICE	BALDWIN, C.	436	363	-	-	799	-	336	-	1,135	Psychology
572351	ODU	BALDWIN, C.	649	-	-	318	967	-	-	-	967	
774561	ADV ANTI-TERROR TECHNOLOGIES	BLISS, J.	9,177	1,280	-	328	10,785	-	4,392	-	15,177	
341961	NATL SCIENCE FOUNDATION	DAVIS, D.	22,952	2,852	-	-	25,804	-	10,837	-	36,641	
341962	NATL SCIENCE FOUNDATION	DAVIS, D.	1,960	-	-	-	1,960	-	490	-	2,450	
340621	US PUBLIC HEALTH SERVICE	KELLEY, M.	17,514	4,931	-	-	22,445	-	9,427	-	31,872	
571451	UNIVERSITY OF ROCHESTER	KELLEY, M.	30,235	1,705	-	-	31,940	-	13,415	-	45,355	
572801	UNIVERSITY OF ROCHESTER	KELLEY, M.	16,454	2,042	-	-	18,496	-	7,768	-	26,264	
362791	US DEPT OF EDUCATION	LEWIS, R.	3,595	300	-	9,191	13,086	-	3,736	-	16,822	
565251	VA DEPARTMENT OF HEALTH	LEWIS, R.	-	-	-	-	-	-	1	-	1	
565252	VA DEPARTMENT OF HEALTH	LEWIS, R.	6,999	-	-	-	6,999	-	-	-	6,999	
575621	VA DEPARTMENT OF HEALTH	LEWIS, R.	2,446	-	-	-	2,446	-	-	-	2,446	
580111	HAMPTON NEWPORT NEWS COMMUNITY	LEWIS, R.	6,999	-	-	-	6,999	-	-	-	6,999	
341961	NATL SCIENCE FOUNDATION	MAJOR, D.	22,278	2,767	-	-	25,045	-	10,519	-	35,564	
352201	NATL SCIENCE FOUNDATION	MORROW, J.	5,052	487	-	-	5,539	-	2,327	-	7,866	
563241	CITY OF PORTSMOUTH	MORROW, J.	851	-	-	-	851	-	85	-	936	
362791	US DEPT OF EDUCATION	PORTER, B.	14,381	1,200	-	36,764	52,345	-	14,944	-	67,289	
571431	VA DMV	PORTER, B.	24,105	4,797	2,125	-	31,027	-	2,890	-	33,917	
574581	VA DMV	PORTER, B.	56,234	11,718	-	-	67,952	-	6,795	-	74,747	
580091	EASTERN VIRGINIA MED. SCHOOL	PORTER, B.	4,752	-	-	-	4,752	-	475	-	5,227	
341961	NATL SCIENCE FOUNDATION	SANCHEZ, J.	22,278	2,767	-	-	25,045	-	10,519	-	35,564	
571571	EASTERN VIRGINIA MED. SCHOOL	SCERBO, M.	133,486	12,169	1,358	-	147,013	-	61,175	-	208,188	
780281	SIMQUEST, LLC	SCERBO, M.	14,426	362	-	-	14,788	-	6,211	-	20,999	
781271	CAROLINAS MEDICAL CENTER UNION	SCERBO, M.	1,705	-	-	-	1,705	-	-	-	1,705	
			418,964	49,740	3,483	46,601	518,788	-	166,342	-	685,130	
Psychology - VMASC : Virginia Modeling and Simulation Center												
774561	ADV ANTI-TERROR TECHNOLOGIES	BLISS, J.	9,176	1,280	-	328	10,784	-	4,392	-	15,176	VMASC
			9,176	1,280	-	328	10,784	-	4,392	-	15,176	40.73%

SCHEDULE 4
OLD DOMINION UNIVERSITY RESEARCH FOUNDATION
SPONSORED PROGRAM ACTIVITY BY INDIVIDUAL PROJECT
(MEASURED BY EXPENDITURES INCURRED)
FOR FISCAL YEAR 2008

PROJECT NUMBER	SPONSORING AGENCY	PRINCIPAL INVESTIGATOR /PROJECT DIRECTOR	PERSONNEL AND FRINGE BENEFITS	PROJECT DIRECT COST				PROJECT IDC AND FEES			EFFECTIVE INDIRECT COST RATE	CENTER
				SUPPLIES, CONTRACTUAL, GENERAL, & TRAVEL	EQUIPMENT	SUBCONTRACTS, CONSTRUCTION, OTHER	TOTAL DIRECT COSTS	REIMBURSED INDIRECT COSTS	TOTAL SPECIAL FEES	TOTAL PROJECT COSTS		
350312	US DEPT OF ENERGY	AMARIAN, M.	26,175	3,479	1,828	-	31,482	12,455	-	43,937		
385441	NATL SCIENCE FOUNDATION	ARETI, H.	-	-	-	7,348	7,348	1,350	-	8,698		
774891	JEFFERSON SCIENCE ASSOCIATES	BUELTMAN, S.	5,517	7,202	7,294	-	20,013	5,342	-	25,355		
350312	US DEPT OF ENERGY	BUELTMANN, S.	26,175	3,479	1,828	-	31,482	12,455	-	43,937		
350312	US DEPT OF ENERGY	DODGE, G.	26,175	3,479	1,828	-	31,482	12,455	-	43,937		
385441	NATL SCIENCE FOUNDATION	DODGE, G.	-	-	-	2,449	2,449	450	-	2,899		
780291	SOUTHEASTERN UNIV RESE ASSOC	DODGE, G.	18,822	-	-	10,063	10,063	4,929	-	10,063		
780911	JEFFERSON SCIENCE ASSOCIATES	DODGE, G.	607	229	-	135	18,957	4,929	-	23,886		
784471	JEFFERSON SCIENCE ASSOCIATES	DODGE, G.	14,317	-	-	-	836	-	-	836		
775661	LOS ALAMOS NATL LAB	GODUNOV, A.	(6,675)	2,192	-	-	14,317	6,013	-	20,330		
341151	NATL SCIENCE FOUNDATION	HAVEY, M.	394	-	-	-	(4,483)	(1,883)	-	(6,366)		
341152	NATL SCIENCE FOUNDATION	HAVEY, M.	93,893	18,048	-	-	394	99	-	493		
371471	NATL SCIENCE FOUNDATION	HAVEY, M.	390,919	8,629	-	-	111,941	47,015	-	158,956		
371472	JEFFERSON SCIENCE ASSOCIATES	HAVEY, M.	222,966	-	-	-	8,629	-	-	8,629		
360721	JEFFERSON SCIENCE ASSOCIATES	HAVEY, M.	26,175	3,479	1,828	-	390,919	-	-	390,919		
361161	US DEPT OF ENERGY	HOOKS, W.	26,175	3,479	1,828	-	235,373	12,455	-	235,373		
350312	US DEPT OF ENERGY	HOOKS, W.	26,175	3,479	1,828	-	31,482	12,455	-	43,937		
350312	US DEPT OF ENERGY	HYDE-WRIGHT, C.	123,184	6,587	-	-	31,482	12,455	-	43,937		
350313	US DEPT OF ENERGY	KUHN, S.	50,765	-	-	-	129,771	54,504	-	184,275		
776101	JEFFERSON SCIENCE ASSOCIATES	KUHN, S.	46,828	2,664	13,335	-	50,765	-	-	50,765		
370661	US DEPT OF ENERGY	RADYUSHKIN, A.	10,258	4,983	13,440	-	67,457	20,787	-	88,244		
330851	NATL SCIENCE FOUNDATION	SUKENIK, C.	26,175	3,479	1,828	-	28,681	6,401	-	35,082		
350312	US DEPT OF ENERGY	ULMER, P.	35,468	502	-	325	31,482	12,455	-	43,937		
163581	NASA-LANGLEY RESEARCH CENTER	VUSKOVIC, L.	-	3,000	-	-	827	215	-	1,042		
178071	NASA-LANGLEY RESEARCH CENTER	VUSKOVIC, L.	-	120	-	-	38,468	10,002	-	48,470		
182001	NASA-MARSHALL SPACEFLIGHT CNTR	VUSKOVIC, L.	-	9,805	3,705	-	23,731	-	-	23,731		
361131	US DEPT OF ENERGY	VUSKOVIC, L.	29,448	-	-	23,611	42,958	16,486	-	59,444		
751074	NATIONAL INSTITUTE OF AEROSPACE	VUSKOVIC, L.	22,926	-	-	-	22,926	5,961	-	28,887		
350312	US DEPT OF ENERGY	WEINSTEIN, L.	14,345	3,542	1,860	-	32,035	12,671	-	44,706		
775461	JEFFERSON SCIENCE ASSOCIATES	WEINSTEIN, L.	1,257,665	100,784	50,602	49,253	15,037	3,910	-	1,727,286	18.44%	
							1,458,304	268,982	-			

SCHEDULE 4
OLD DOMINION UNIVERSITY RESEARCH FOUNDATION
SPONSORED PROGRAM ACTIVITY BY INDIVIDUAL PROJECT
 (MEASURED BY EXPENDITURES INCURRED)
FOR FISCAL YEAR 2008

PROJECT NUMBER	SPONSORING AGENCY	PRINCIPAL INVESTIGATOR /PROJECT DIRECTOR	PERSONNEL AND FRINGE BENEFITS	SUPPLIES, CONTRACTUAL, GENERAL, & TRAVEL	PROJECT DIRECT COST			PROJECT IDC AND FEES			EFFECTIVE INDIRECT COST RATE	CENTER
					EQUIPMENT	SUBCONTRACTS, CONSTRUCTION, OTHER	TOTAL DIRECT COSTS	REIMBURSED INDIRECT COSTS	TOTAL SPECIAL FEES	TOTAL PROJECT COSTS		
Computer Sciences												
564431	UNIVERSITY OF MINNESOTA	CROUCH, J.	6,437	-	-	-	6,437	2,703	-	-	9,140	
303430	* NATL SCIENCE FOUNDATION	GROSCH, C.	55	36	-	-	91	38	-	-	129	
530161	UNIV OF MEMPHIS	LEWINSTEIN, I.	-	(276)	-	-	-	-	-	-	-	
542101	N ILLINOIS UNIVERSITY	LEWINSTEIN, I.	96,004	2,551	10,640	-	109,195	41,393	-	-	150,588	
547641	UNIV OF MEMPHIS	LEWINSTEIN, I.	54,961	412	-	-	55,373	23,257	-	-	78,630	
260671	DEFENSE TECH INFORMATION CTR	MALY, K.	17,010	9,900	-	-	43,697	11,363	-	-	55,060	
260672	DEFENSE TECH INFORMATION CTR	MALY, K.	10,080	5,600	-	-	21,641	5,626	-	-	27,267	
270741	DEFENSE TECH INFORMATION CTR	MALY, K.	-	-	-	(1)	(1)	(1)	-	-	(2)	
321331	NATL SCIENCE FOUNDATION	MALY, K.	39,821	2,917	-	-	42,738	17,950	-	-	60,688	
371361	* DEFENSE TECH INFORMATION CTR	MALY, K.	3,314	391	-	-	3,705	963	-	-	4,668	
372391	* NATL SCIENCE FOUNDATION	MALY, K.	7,776	1,424	-	-	9,200	3,865	-	-	13,065	
375691	DEFENSE TECH INFORMATION CTR	MALY, K.	9,077	-	-	-	9,077	2,359	-	-	11,436	
375701	* DEFENSE TECH INFORMATION CTR	MALY, K.	856	-	-	-	856	223	-	-	1,079	
384851	* DEFENSE TECH INFORMATION CTR	MALY, K.	1,964	-	-	-	1,964	511	-	-	2,475	
750663	GENERAL DYNAMICS	MALY, K.	-	-	-	-	19,185	4,989	-	-	24,174	
751991	OUTSITE NETWORKS	MALY, K.	-	-	(1,899)	-	(1,899)	-	-	-	(1,899)	
772291	DOMINION ENTERPRISES	MALY, K.	10,242	-	-	-	7,237	4,542	-	-	22,021	
773081	ITA INTERNATIONAL, INC.	MALY, K.	63,493	-	-	-	10,446	19,224	-	-	93,163	
773571	RAYTHEON AIRCRAFT COMPANY	MALY, K.	19,852	-	-	-	3,653	6,111	-	-	29,616	
773981	GENERAL DYNAMICS	MALY, K.	43,236	-	-	-	43,236	11,241	-	-	54,477	
773991	GENERAL DYNAMICS	MALY, K.	13,111	-	-	-	13,111	3,409	-	-	16,520	
774741	HOSPICE OF PALM BEACH COUNTY	MALY, K.	10,324	-	-	-	10,324	2,684	-	-	13,008	
775061	WELLGENT, INC.	MALY, K.	17,067	429	-	-	17,496	4,549	-	-	22,045	
782691	DOMINION ENTERPRISES	MALY, K.	8,101	-	-	-	8,101	2,106	-	-	10,207	
784011	RAYTHEON AIRCRAFT COMPANY	MALY, K.	368	-	-	-	368	96	-	-	464	
785481	DOMINION ENTERPRISES	MALY, K.	4,074	-	-	-	4,074	1,059	-	-	5,133	
770311	LMI	MUKKAMALA, R.	5,823	637	212	-	6,672	2,713	-	-	9,385	
362111	NATL SCIENCE FOUNDATION	NELSON, M.	18,689	3,218	2,998	-	24,905	9,201	-	-	34,106	
370161	NATL SCIENCE FOUNDATION	NELSON, M.	44,529	4,697	15,000	-	64,226	20,675	-	-	84,901	
775411	CACI, INC	NELSON, M.	42,425	-	-	-	42,425	-	-	-	42,425	
783621	ANDREW W. MELLON FOUNDATION	NELSON, M.	16,796	-	-	-	16,796	-	-	-	16,796	
373021	* NATL SCIENCE FOUNDATION	OLARIU, S.	13,990	5,528	-	-	19,518	8,197	-	-	27,715	
373022	* NATL SCIENCE FOUNDATION	OLARIU, S.	1,056	-	-	-	1,056	264	-	-	1,320	
373211	NATL SCIENCE FOUNDATION	OLARIU, S.	18,533	2,882	-	-	21,415	8,995	-	-	30,410	
352491	* NATL SCIENCE FOUNDATION	POTHEN, A.	29,390	5,697	-	-	35,087	14,736	-	-	49,823	
363261	* US DEPT OF ENERGY	POTHEN, A.	42,240	12,261	-	-	54,501	22,890	-	-	77,391	

SCHEDULE 4
OLD DOMINION UNIVERSITY RESEARCH FOUNDATION
SPONSORED PROGRAM ACTIVITY BY INDIVIDUAL PROJECT
(MEASURED BY EXPENDITURES INCURRED)
FOR FISCAL YEAR 2008

PROJECT NUMBER	SPONSORING AGENCY	PRINCIPAL INVESTIGATOR / PROJECT DIRECTOR	PERSONNEL AND FRINGE BENEFITS	SUPPLIES, CONTRACTUAL, GENERAL & TRAVEL	PROJECT DIRECT COST			PROJECT IDC AND FEES			EFFECTIVE INDIRECT COST RATE	CENTER
					EQUIPMENT	SUBCONTRACTS, CONSTRUCTION, OTHER	TOTAL DIRECT COSTS	REIMBURSED INDIRECT COSTS	TOTAL SPECIAL FEES	TOTAL PROJECT COSTS		
372041	NATL SCIENCE FOUNDATION	WEIGLE, M.	7,052	1,621	-	-	8,673	3,642	-	12,315		
372042	NATL SCIENCE FOUNDATION	WEIGLE, M.	1,248	-	-	-	1,248	312	-	1,560		
373021	* NATL SCIENCE FOUNDATION	WEIGLE, M.	13,990	5,528	-	-	19,518	8,197	-	27,715		
373022	* NATL SCIENCE FOUNDATION	WEIGLE, M.	1,057	-	-	-	1,057	264	-	1,321		
322861	* NATL SCIENCE FOUNDATION	WILSON, L.	-	-	-	11,268	11,268	-	-	11,268		
371361	* DEFENSE TECH INFORMATION CTR	ZEL, S.	3,314	391	-	-	3,705	963	-	4,668		
375691	* DEFENSE TECH INFORMATION CTR	ZEL, S.	8,810	-	-	-	8,810	2,291	-	11,101		
375701	* DEFENSE TECH INFORMATION CTR	ZEL, S.	832	-	-	-	832	216	-	1,048		
384851	* DEFENSE TECH INFORMATION CTR	ZEL, S.	1,964	-	-	-	1,964	511	-	2,475		
371361	* DEFENSE TECH INFORMATION CTR	ZUBAIR, M.	3,415	403	-	-	3,818	993	-	4,811		
372391	* NATL SCIENCE FOUNDATION	ZUBAIR, M.	7,777	1,424	-	-	9,201	3,864	-	13,065		
375691	* DEFENSE TECH INFORMATION CTR	ZUBAIR, M.	8,810	-	-	-	8,810	2,291	-	11,101		
375701	* DEFENSE TECH INFORMATION CTR	ZUBAIR, M.	832	-	-	-	832	216	-	1,048		
384851	* DEFENSE TECH INFORMATION CTR	ZUBAIR, M.	2,023	-	-	-	2,023	525	-	2,548		
572836	VA DEPT ENVIRON QUALITY	ZUBAIR, M.	13,029	-	-	-	13,029	292	-	13,321		
583046	VA DEPT ENVIRON QUALITY	ZUBAIR, M.	8,234	-	-	-	8,234	184	-	8,418		
			753,081	67,671	26,951	74,812	922,515	282,692	-	1,205,207	30.64%	
TOTAL SCIENCES			\$ 6,901,708	\$ 1,602,268	\$ 1,044,283	\$ 991,022	\$ 10,539,281	\$ 2,563,635	\$ -	\$ 13,202,916	25.27%	

SCHEDULE 4
OLD DOMINION UNIVERSITY RESEARCH FOUNDATION
SPONSORED PROGRAM ACTIVITY BY INDIVIDUAL PROJECT
 (MEASURED BY EXPENDITURES INCURRED)
FOR FISCAL YEAR 2008

PROJECT NUMBER	SPONSORING AGENCY	PRINCIPAL INVESTIGATOR /PROJECT DIRECTOR	PROJECT DIRECT COST					PROJECT IDC AND FEES			EFFECTIVE INDIRECT COST RATE	CENTER		
			PERSONNEL AND FRINGE BENEFITS	SUPPLIES, CONTRACTUAL, GENERAL & TRAVEL	EQUIPMENT	SUBCONTRACTS, CONSTRUCTION, OTHER	TOTAL DIRECT COSTS	REIMBURSED INDIRECT COSTS	TOTAL SPECIAL FEES	TOTAL PROJECT COSTS				
203731	NAVAL SUPPLY CENTER	MCCLESKEY, K.	-	-	-	-	12,132	12,132	3,200	15,332	-	15,332	26.38%	ODURF
786351	VMASC : Virginia Modeling, Analysis and Simulation Center	DIAZ, R.	5,281	-	-	-	-	5,281	2,218	-	-	7,499	VMASC	
265231	* SYSCO FOOD SERVICES OF HR, INC	MCGINNIS, M.	46,298	7,928	-	-	20,316	74,542	22,775	-	-	97,317	VMASC	
243005	NAVY FISC - PHILADELPHIA	MELKE, R.	-	(231)	-	-	-	(231)	(97)	-	-	(328)	VMASC	
282402	NAVY FISC - PHILADELPHIA	PAPELIS, Y.	14,116	-	-	-	18,723	32,839	13,679	-	-	46,518	VMASC	
780731	* DIAMOND VISIONICS	PAPELIS, Y.	10,733	-	-	-	-	10,733	4,508	-	-	15,241	VMASC	
784681	* NATIONAL INSTITUTE OF AEROSPACE	PAPELIS, Y.	12,474	922	-	-	-	13,396	5,627	-	-	19,023	VMASC	
273871	* OFFICE OF NAVAL RESEARCH	RINGLEB, S.	53,314	8,003	-	-	-	61,317	25,754	-	-	87,071	VMASC	
575151	* ODU	RINGLEB, S.	4,018	726	-	-	-	4,744	-	-	-	4,744	VMASC	
772381	AM ORTHOPEDIC FOOT & ANKLE SOC	RINGLEB, S.	5,165	2,810	-	-	-	7,975	-	-	-	7,975	VMASC	
775011	INTL SOCIETY OF BIOMECHANICS	RINGLEB, S.	-	1,808	-	-	1	1,809	-	-	-	1,809	VMASC	
775993	* COMPUTER SCIENCE CORP.	RINGLEB, S.	5,709	165	-	-	-	5,874	2,467	-	-	8,341	VMASC	
776091	* CHILDREN HOSPITAL-KING'S DAUGH	RINGLEB, S.	-	364	2,134	-	-	2,498	-	-	-	2,498	VMASC	
243012	NAVY FISC - PHILADELPHIA	SOKOLOWSKI, J.	81,707	1,847	-	-	-	83,554	35,093	-	-	118,647	VMASC	
243013	NAVY FISC - PHILADELPHIA	SOKOLOWSKI, J.	322,579	11,279	-	-	-	333,858	86,803	-	-	420,661	VMASC	
243015	NAVY FISC - PHILADELPHIA	SOKOLOWSKI, J.	42,927	-	-	-	-	42,927	18,029	-	-	60,956	VMASC	
243114	NAVY FISC - PHILADELPHIA	SOKOLOWSKI, J.	36,010	253	-	-	-	36,263	15,230	-	-	51,493	VMASC	
243214	* NAVY FISC - PHILADELPHIA	SOKOLOWSKI, J.	18,829	2,054	-	-	-	20,883	8,770	-	-	29,653	VMASC	
243314	* NAVY FISC - PHILADELPHIA	SOKOLOWSKI, J.	17,344	-	-	-	-	17,344	7,284	-	-	24,628	VMASC	
243414	NAVY FISC - PHILADELPHIA	SOKOLOWSKI, J.	11,295	-	-	-	-	11,295	4,744	-	-	16,039	VMASC	
243514	NAVY FISC - PHILADELPHIA	SOKOLOWSKI, J.	3,812	-	-	-	219,735	223,547	12,101	-	-	235,648	VMASC	
243614	NAVY FISC - PHILADELPHIA	SOKOLOWSKI, J.	-	-	-	-	20,329	20,329	-	-	-	20,329	VMASC	
246015	NAVY FISC - PHILADELPHIA	SOKOLOWSKI, J.	(2,721)	-	-	-	(2,721)	(707)	-	-	-	(3,428)	VMASC	
246028	NAVY FISC - PHILADELPHIA	SOKOLOWSKI, J.	22,946	-	-	-	-	22,946	5,966	-	-	28,912	VMASC	
246031	NAVY FISC - PHILADELPHIA	SOKOLOWSKI, J.	164,691	869	-	-	-	165,560	43,046	-	-	208,606	VMASC	
246032	NAVY FISC - PHILADELPHIA	SOKOLOWSKI, J.	97,886	27,183	-	-	-	125,069	32,518	-	-	157,587	VMASC	
246033	NAVY FISC - PHILADELPHIA	SOKOLOWSKI, J.	48,861	14,811	-	-	-	63,672	16,555	-	-	80,227	VMASC	
246034	NAVY FISC - PHILADELPHIA	SOKOLOWSKI, J.	101,918	7,132	-	-	-	109,050	28,353	-	-	137,403	VMASC	
246035	NAVY FISC - PHILADELPHIA	SOKOLOWSKI, J.	312,155	25	-	-	-	312,180	81,167	-	-	393,347	VMASC	
246036	NAVY FISC - PHILADELPHIA	SOKOLOWSKI, J.	444,710	7,182	-	-	-	451,892	117,492	-	-	569,384	VMASC	
246037	NAVY FISC - PHILADELPHIA	SOKOLOWSKI, J.	102,814	11,410	-	-	-	114,224	29,698	-	-	143,922	VMASC	
246038	NAVY FISC - PHILADELPHIA	SOKOLOWSKI, J.	163,726	12,375	-	-	-	176,101	45,786	-	-	221,887	VMASC	
246039	NAVY FISC - PHILADELPHIA	SOKOLOWSKI, J.	51,622	1,487	-	-	-	53,109	13,808	-	-	66,917	VMASC	
246040	NAVY FISC - PHILADELPHIA	SOKOLOWSKI, J.	45,743	1,812	-	-	-	47,555	12,364	-	-	59,919	VMASC	
246041	NAVY FISC - PHILADELPHIA	SOKOLOWSKI, J.	84,743	-	-	-	-	84,743	22,033	-	-	106,776	VMASC	
246042	NAVY FISC - PHILADELPHIA	SOKOLOWSKI, J.	114,110	936	-	-	-	115,046	29,912	-	-	144,958	VMASC	
246043	NAVY FISC - PHILADELPHIA	SOKOLOWSKI, J.	30,653	4,368	-	-	-	35,021	9,106	-	-	44,127	VMASC	
246044	NAVY FISC - PHILADELPHIA	SOKOLOWSKI, J.	11,111	-	-	-	-	11,111	2,889	-	-	14,000	VMASC	
246045	NAVY FISC - PHILADELPHIA	SOKOLOWSKI, J.	40,276	2,158	-	-	-	42,434	11,033	-	-	53,467	VMASC	
246046	NAVY FISC - PHILADELPHIA	SOKOLOWSKI, J.	3,591	-	-	-	-	3,591	934	-	-	4,525	VMASC	

SCHEDULE 4
OLD DOMINION UNIVERSITY RESEARCH FOUNDATION
SPONSORED PROGRAM ACTIVITY BY INDIVIDUAL PROJECT
 (MEASURED BY EXPENDITURES INCURRED)
FOR FISCAL YEAR 2008

PROJECT NUMBER	SPONSORING AGENCY	PRINCIPAL INVESTIGATOR / PROJECT DIRECTOR	PROJECT DIRECT COST				PROJECT IDC AND FEES			EFFECTIVE INDIRECT COST RATE	CENTER		
			PERSONNEL AND FRINGE BENEFITS	SUPPLIES, CONTRACTUAL, GENERAL & TRAVEL	EQUIPMENT	SUBCONTRACTS, CONSTRUCTION, OTHER	TOTAL DIRECT COSTS	REIMBURSED INDIRECT COSTS	TOTAL SPECIAL FEES			TOTAL PROJECT COSTS	
261512	US MARINE CORPS SYSTEMS COMMAN	SOKOLOWSKI, J.	-	-	-	13,672	-	-	13,672	5,742	-	19,414	VMASC
261513	US MARINE CORPS SYSTEMS COMMAN	SOKOLOWSKI, J.	5,456	-	-	138,000	-	-	143,456	12,791	-	156,247	VMASC
261514	US MARINE CORPS SYSTEMS COMMAN	SOKOLOWSKI, J.	48,007	1,881	-	-	-	-	49,888	19,966	-	69,854	VMASC
261515	US MARINE CORPS SYSTEMS COMMAN	SOKOLOWSKI, J.	30,012	583	-	155,686	-	-	186,281	20,480	-	206,761	VMASC
273003	ARMY RESEARCH OFFICE	SOKOLOWSKI, J.	47,264	-	-	-	-	-	47,264	-	-	47,264	VMASC
282001	NAVY FISC - PHILADELPHIA	SOKOLOWSKI, J.	46,728	19,512	-	-	-	-	66,240	27,821	-	94,061	VMASC
282003	NAVY FISC - PHILADELPHIA	SOKOLOWSKI, J.	96,997	-	-	-	-	-	96,997	40,739	-	137,736	VMASC
282102	NAVY FISC - PHILADELPHIA	SOKOLOWSKI, J.	3,544	-	-	-	-	-	3,544	1,489	-	5,033	VMASC
282461	ARMY RESEARCH OFFICE	SOKOLOWSKI, J.	23,983	-	-	-	-	-	23,983	-	-	23,983	VMASC
282502	NAVY FISC - PHILADELPHIA	SOKOLOWSKI, J.	43,181	-	-	-	-	-	43,181	18,136	-	61,317	VMASC
563662	VA DEP OF EMERGENCY MANAGEMENT	SOKOLOWSKI, J.	3,512	-	-	-	-	-	3,512	-	-	3,512	VMASC
571661	ODU	SOKOLOWSKI, J.	206,676	40,818	-	-	-	-	247,494	103,944	-	351,438	VMASC
572071	VA TECH	SOKOLOWSKI, J.	206,696	7,766	2,043	-	-	-	216,505	55,760	-	272,265	VMASC
575681	HAMPTON ROADS PARTNERSHIP	SOKOLOWSKI, J.	160,117	1,076	-	5,500	-	-	166,693	43,340	-	210,033	VMASC
576351	VA DEP OF EMERGENCY MANAGEMENT	SOKOLOWSKI, J.	-	-	-	-	-	-	66,714	-	-	66,714	VMASC
586311	VA DEP OF EMERGENCY MANAGEMENT	SOKOLOWSKI, J.	49,604	6,899	-	(205)	-	-	56,298	14,638	-	70,936	VMASC
771124	COHERENT SYSTEMS INTERNATIONAL	SOKOLOWSKI, J.	18,723	290	-	290	-	-	19,013	7,985	-	26,998	VMASC
774151	MYLIC LLC	SOKOLOWSKI, J.	7,041	-	-	1	-	-	7,042	2,958	-	10,000	VMASC
783651	EURPAC SERVICE, INC.	SOKOLOWSKI, J.	3,594,701	208,211	59,807	592,048	-	-	4,454,767	1,142,747	-	5,597,514	25.65%
Frank Reidy Research Center for Bioelectrics													
582992	ODU	BEEBE, S.	-	7,695	-	-	-	-	7,695	-	-	7,695	CBE
750993	CELLUTIONS, INC.	BEEBE, S.	10,513	286	-	-	-	-	10,799	4,535	-	15,334	CBE
573801	UNIVERSITY OF MISSOURI	KOLB, J.	-	1,209	-	1,242	-	-	2,451	1,029	-	3,480	CBE
582993	ODU	KOLB, J.	10,177	461	-	-	-	-	10,638	-	-	10,638	CBE
750694	CELLUTIONS, INC.	KOLB, J.	7,996	1,915	-	-	-	-	9,911	4,162	-	14,073	CBE
750695	CELLUTIONS, INC.	KOLB, J.	2,705	-	-	-	-	-	2,705	1,136	-	3,841	CBE
773901	MARLEY ENGINEERED PRODUCTS	KOLB, J.	-	-	-	904	-	-	904	380	-	1,284	CBE
263961	US MARINE CORPS SYSTEMS COMMAN	PAKHOMOV, A.	38,684	14,673	9,199	41,905	-	-	104,461	30,191	-	134,652	CBE
781881	GENERAL DYNAMICS	PAKHOMOV, A.	40,172	10,947	-	-	-	-	51,119	13,291	-	64,410	CBE
582351	ODU	STACEY, M.	2,420	389	-	-	-	-	2,809	-	-	2,809	CBE
773421	JEFFRESS RESEARCH GRANTS PGM.	STACEY, M.	-	2,893	-	-	-	-	2,893	-	-	2,893	CBE
776451	CHILDREN HOSPITAL-KING'S DAUGH	STACEY, M.	30,798	-	-	-	-	-	30,798	-	-	30,798	CBE
776701	CHILDREN HOSPITAL-KING'S DAUGH	STACEY, M.	2,240	-	-	-	-	-	2,240	-	-	2,240	CBE
782481	BREEDEN-ADAMS FOUNDATION	STACEY, M.	14,496	1,217	-	-	-	-	15,713	-	-	15,713	CBE
572341	ODU	ZHANG, J.	31	953	-	1,105	-	-	2,089	-	-	2,089	CBE
			160,232	42,638	9,199	45,156	-	-	257,225	54,724	-	311,949	21.27%

SCHEDULE 4
OLD DOMINION UNIVERSITY RESEARCH FOUNDATION
SPONSORED PROGRAM ACTIVITY BY INDIVIDUAL PROJECT
(MEASURED BY EXPENDITURES INCURRED)
FOR FISCAL YEAR 2008

PROJECT NUMBER	SPONSORING AGENCY	PRINCIPAL INVESTIGATOR / PROJECT DIRECTOR	PROJECT DIRECT COST				PROJECT IDC AND FEES			EFFECTIVE INDIRECT COST RATE	CENTER
			PERSONNEL AND FRINGE BENEFITS	SUPPLIES, CONTRACTUAL, GENERAL, & TRAVEL	EQUIPMENT	SUBCONTRACTS, CONSTRUCTION, OTHER	TOTAL DIRECT COSTS	REIMBURSED INDIRECT COSTS	TOTAL SPECIAL FEES		
371771	Office of Distance Learning		1,249	275	220	-	1,744	640	-	2,384	
772261	* NATL ENDOWMENT/HUMANITIES	ABDOUS, M.	230,637	9,440	-	-	240,077	100,832	-	340,909	
782351	ITA INTERNATIONAL, INC.	COOLEY, N.	92,419	800	-	40,000	133,219	49,652	-	182,871	
782361	ITA INTERNATIONAL, INC.	COOLEY, N.	157,488	1,771	-	-	159,259	66,889	-	226,148	
			481,793	12,286	220	40,000	534,299	218,013	-	752,312	40.80%
100082	Association for Consortium Leadership		-	43,834	-	13	43,847	1,753	-	45,600	ACL
	PRIVATE DONATIONS	DOTOLO, L.	-	43,834	-	13	43,847	1,753	-	45,600	4.00%
100084	National University Teleconference Network		-	7,749	3,364	-	11,113	-	-	11,113	NUTN
	NAT. UNIV TELCONFERENCE NETWORK	COOLEY, N.	-	7,749	3,364	-	11,113	-	-	11,113	0.00%
100083	Virginia Tidewater Consortium for Higher Education		-	948	-	-	948	-	-	948	VTC
370731	NAT. UNIV TELCONFERENCE NETWORK	DOTOLO, L.	112,564	5,909	-	-	118,263	9,461	-	127,724	
370732	US DEPT OF EDUCATION	DOTOLO, L.	286,541	37,650	-	-	324,191	25,935	-	350,126	
	US DEPT OF EDUCATION	DOTOLO, L.	398,895	44,507	-	-	443,402	35,396	-	478,798	7.96%

SCHEDULE 4
OLD DOMINION UNIVERSITY RESEARCH FOUNDATION
SPONSORED PROGRAM ACTIVITY BY INDIVIDUAL PROJECT
(MEASURED BY EXPENDITURES INCURRED)
FOR FISCAL YEAR 2008

PROJECT NUMBER	SPONSORING AGENCY	PRINCIPAL INVESTIGATOR /PROJECT DIRECTOR	PERSONNEL AND FRINGE BENEFITS	SUPPLIES, CONTRACTUAL, GENERAL, & TRAVEL	PROJECT DIRECT COST			PROJECT IDC AND FEES			EFFECTIVE INDIRECT COST RATE	CENTER
					EQUIPMENT	SUBCONTRACTS, CONSTRUCTION, OTHER	TOTAL DIRECT COSTS	REIMBURSED INDIRECT COSTS	TOTAL SPECIAL FEES	TOTAL PROJECT COSTS		
Virginia Space Grant Consortium												
144991	NASA-LANGLEY RESEARCH CENTER	SANDY, M.	1,049	-	-	5,290	6,339	1,648	-	7,987	VSGC	
154073	NASA-GODDARD SPACEFLIGHT CNTR	SANDY, M.	187,773	37,437	-	32,823	258,033	94,588	-	352,621	VSGC	
154074	NASA-GODDARD SPACEFLIGHT CNTR	SANDY, M.	50,268	2,522	-	154,981	207,771	22,172	-	229,943	VSGC	
154079	NASA-GODDARD SPACEFLIGHT CNTR	SANDY, M.	4,999	-	-	4,999	4,999	2,100	-	7,099	VSGC	
154080	NASA-GODDARD SPACEFLIGHT CNTR	SANDY, M.	1,349	3,310	-	3,566	8,225	286	-	8,511	VSGC	
154082	NASA-GODDARD SPACEFLIGHT CNTR	SANDY, M.	1,850	4,000	-	5,600	11,450	1,521	-	12,971	VSGC	
154083	NASA-GODDARD SPACEFLIGHT CNTR	SANDY, M.	431	-	-	6,000	6,431	322	-	6,753	VSGC	
154084	NASA-GODDARD SPACEFLIGHT CNTR	SANDY, M.	5,965	385	-	50,451	56,801	8,151	-	64,952	VSGC	
154085	NASA-GODDARD SPACEFLIGHT CNTR	SANDY, M.	41,440	6,933	-	11,929	48,373	12,577	-	60,950	VSGC	
154086	NASA-GODDARD SPACEFLIGHT CNTR	SANDY, M.	7,791	-	-	-	19,720	2,026	-	21,746	VSGC	
154087	NASA-GODDARD SPACEFLIGHT CNTR	SANDY, M.	7,315	-	-	-	7,315	1,902	-	9,217	VSGC	
154088	NASA-GODDARD SPACEFLIGHT CNTR	SANDY, M.	-	13,377	-	-	13,377	3,478	-	16,855	VSGC	
160981	NASA-GODDARD SPACEFLIGHT CNTR	SANDY, M.	138,370	55,323	-	239,500	433,193	83,031	-	516,224	VSGC	
175051	NASA-AMES RESEARCH LABORATORY	SANDY, M.	-	-	-	-	-	-	-	-	VSGC	
175431	NASA-OTHER INSTALLATIONS	SANDY, M.	-	882	-	882	882	371	-	1,253	VSGC	
175971	NASA-GODDARD SPACEFLIGHT CNTR	SANDY, M.	2,154	1,304	-	-	3,458	899	-	4,357	VSGC	
372501	NATL SCIENCE FOUNDATION	SANDY, M.	29,255	52,928	-	17,014	99,197	21,368	-	120,565	VSGC	
373481	FEDERAL AVIATION ADMIN	SANDY, M.	28,167	107	-	(51)	28,223	11,853	-	40,076	VSGC	
380531	FEDERAL AVIATION ADMIN	SANDY, M.	61,526	36,137	-	-	97,663	41,018	-	138,681	VSGC	
523751	SSSTATE COUNCIL HIGHER ED IN VA	SANDY, M.	-	-	-	194,500	194,500	-	-	194,500	VSGC	
560991	VA DEPT OF EDUCATION	SANDY, M.	3,470	13,881	-	30,477	47,828	2,529	-	50,357	VSGC	
586511	LOUISIANA STAT UNIV	SANDY, M.	-	2,250	-	2,250	2,250	-	-	2,250	VSGC	
764461	NATIONAL INSTITUTE OF AEROSPACE	SANDY, M.	44,999	14,135	-	172,465	231,599	15,375	-	246,974	VSGC	
764462	NATIONAL INSTITUTE OF AEROSPACE	SANDY, M.	87,442	931	-	613,143	701,516	22,977	-	724,493	VSGC	
775001	LOS ALAMOSNATL LAB	SANDY, M.	-	1,000	-	1,000	1,000	-	-	1,000	VSGC	
775541	NATL SPACE GRANT FOUNDATION	SANDY, M.	-	1,508	-	1,165	2,673	1,128	-	3,801	VSGC	
775961	PRIVATE SPONSORS	SANDY, M.	-	3,383	-	3,383	3,383	100	-	3,483	VSGC	
776271	NATIONAL INSTITUTE OF AEROSPACE	SANDY, M.	7,894	4,228	-	21,487	33,609	3,539	-	37,148	VSGC	
780631	TERC	SANDY, M.	5,481	885	-	-	6,366	1,655	-	8,021	VSGC	
780791	RAYTHEON AIRCRAFT COMPANY	SANDY, M.	18,206	6,400	-	-	24,906	6,398	-	31,004	VSGC	
780871	NATIONAL INSTITUTE OF AEROSPACE	SANDY, M.	-	-	-	9,000	9,000	-	-	9,000	VSGC	
785931	NEW HORIZONS REGIONAL EDU CTRS	SANDY, M.	-	105	-	-	105	27	-	132	VSGC	
788131	NATL SPACE GRANT FOUNDATION	SANDY, M.	-	-	-	128,750	128,750	-	-	128,750	VSGC	
Other Miscellaneous Units			737,194	255,836	-	1,705,605	2,698,635	363,039	-	3,061,674	13.45%	
770641	COUNCIL OF GRADUATE SCHOOLS	LANGLAIS, P.	4,504	-	-	4,504	4,504	-	-	4,504	VSGC	
353341	* NATL SCIENCE FOUNDATION	PICKERING, W.	8,770	481	-	130	9,381	3,885	-	13,266	VSGC	
370491	US DEPT OF EDUCATION	WAITKUS, P.	-	-	-	(19,539)	(19,539)	-	-	(19,539)	VSGC	
TOTAL OFFICE OF RESEARCH AND OTHER UNITS			5,386,089	615,542	72,590	2,375,545	8,449,766	1,822,757	-	10,272,523	21.57%	
GRAND TOTAL			21,609,463	5,082,168	1,321,276	77,800,880	35,793,787	7,184,578	82,570	43,060,935	20.30%	

SCHEDULE 1

SCHEDULE 2

SCHEDULE 3

SCHEDULE 4

SCHEDULE 5

SCHEDULE 6

SCHEDULE 7

SCHEDULE 5

**Center Generated Activity Reported as
Activity of an Academic Department**

Fiscal Year 2008

SCHEDULE 5

OLD DOMINION UNIVERSITY RESEARCH FOUNDATION
CENTER GENERATED PROJECTS REPORTED AS ACTIVITY
OF AN ACADEMIC DEPARTMENT
(MEASURED BY EXPENDITURES INCURRED)
FOR FISCAL YEAR 2008

PROJECT NUMBER	SPONSORING AGENCY	PRINCIPAL INVESTIGATOR / PROJECT DIRECTOR	PROJECT DIRECT COST				PROJECT IDC AND FEES			EFFECTIVE INDIRECT COST RATE	CENTER	
			PERSONNEL AND FRINGE BENEFITS	SUPPLIES, CONTRACTUAL, GENERAL & TRAVEL	EQUIPMENT	SUBCONTRACTS, CONSTRUCTION, OTHER	TOTAL DIRECT COSTS	REIMBURSED INDIRECT COSTS	TOTAL SPECIAL FEES			TOTAL PROJECT COSTS
APPLIED RESEARCH CENTER												
160771	NASA-LANGLEY RESEARCH CENTER	ELMUSTAFA, A.	-	14,591	-	-	14,591	-	-	-	14,591	ARC
165351	NASA-LANGLEY RESEARCH CENTER	ELMUSTAFA, A.	-	5,188	-	23,814	29,002	-	-	-	29,002	ARC
751073	NATIONAL INSTITUTE OF AEROSPACE	ELMUSTAFA, A.	26,782	7,058	-	-	33,840	14,213	-	-	48,053	ARC
751077	NATIONAL INSTITUTE OF AEROSPACE	ELMUSTAFA, A.	1,301	-	-	-	1,301	546	-	-	1,847	ARC
764781	MUONS, INC.	ELMUSTAFA, A.	25,777	4,105	-	-	29,882	12,550	-	-	42,432	ARC
765501	MUONS, INC.	ELMUSTAFA, A.	-	-	-	2	2	1	-	-	3	ARC
771311	JEFFERSON SCIENCE ASSOCIATES	ELMUSTAFA, A.	-	-	-	91	91	38	-	-	129	ARC
774141	* NATIONAL INSTITUTE OF AEROSPACE	ELMUSTAFA, A.	16,948	3,267	-	-	20,215	8,490	-	-	28,705	ARC
171081	NASA-LANGLEY RESEARCH CENTER	LAWRENCE, R.	38,115	1,911	-	-	40,026	10,407	-	-	50,433	ARC
176581	* NASA-LANGLEY RESEARCH CENTER	LAWRENCE, R.	19,152	172	-	-	19,324	8,116	-	-	27,440	ARC
183261	* NASA-LANGLEY RESEARCH CENTER	LAWRENCE, R.	7,682	-	-	-	7,682	3,227	-	-	10,909	ARC
176581	* NASA-LANGLEY RESEARCH CENTER	VAHALA, L.	19,152	171	-	-	19,323	8,116	-	-	27,439	ARC
183261	* NASA-LANGLEY RESEARCH CENTER	VAHALA, L.	7,682	-	-	-	7,682	3,226	-	-	10,908	ARC
			162,591	21,872	-	38,498	222,961	68,930	-	-	291,891	30.92%
FRANK REIDY RESEARCH CENTER FOR BIOELECTRICS												
784691	* SMITHFIELD FOODS, INC.	DOBBS, F.	4,450	155	-	-	4,605	1,934	-	-	6,539	CBE
220131	* AIR FORCE OFFICE SCI RES	JOSHI, R.	55,833	18,953	-	-	74,786	31,410	-	-	106,196	CBE
734621	MICROENERGY TECHNOLOGIES INC.	LAROSSI, M.	-	-	-	-	14,215	-	-	-	14,215	CBE
263961	* US MARINE CORPS SYSTEMS COMMAN	NUCCITELLI, R.	8,597	3,260	2,044	-	13,901	6,710	-	-	20,611	CBE
572341	* ODU	NUCCITELLI, R.	37	1,143	-	1,326	2,506	-	-	-	2,506	CBE
220131	* AIR FORCE OFFICE SCI RES	SCHOENBACH, K.	57,526	19,528	-	61,204	138,258	32,363	-	-	170,621	CBE
263961	* US MARINE CORPS SYSTEMS COMMAN	SCHOENBACH, K.	38,684	14,673	9,199	41,905	104,461	30,191	-	-	134,652	CBE
263962	* US MARINE CORPS SYSTEMS COMMAN	SCHOENBACH, K.	144,576	37,682	15,306	41,205	238,769	77,138	-	-	315,907	CBE
750691	CELLUTIONS, INC.	SCHOENBACH, K.	-	-	-	-	-	-	-	-	-	CBE
750692	CELLUTIONS, INC.	SCHOENBACH, K.	19,544	-	-	-	19,544	8,209	-	-	27,753	CBE
751731	ULTRAVIOLET SCIENCES INC	SCHOENBACH, K.	-	1,570	-	-	1,570	659	-	-	2,229	CBE
754831	BIOELECTRICS, INC.	SCHOENBACH, K.	9,530	2,282	-	10,848	22,660	9,517	-	-	32,177	CBE
772461	* BREEDEN-ADAMS FOUNDATION	SCHOENBACH, K.	6,188	2,353	-	-	8,541	-	-	-	8,541	CBE
784691	* SMITHFIELD FOODS, INC.	SCHOENBACH, K.	4,449	156	-	-	4,605	1,934	-	-	6,539	CBE
282911	AIR FORCE OFFICE SCI RES	XIAO, S.	4,050	1,286	-	-	5,336	1,867	-	-	7,203	CBE
			353,464	103,041	26,549	239,420	722,474	201,932	-	-	924,406	27.95%
VIRGINIA APPLIED TECHNOLOGY & PROFESSIONAL DEVELOPMENT CENTER												
780171	MARTIN MANUFACTURING	BAO, H.	10,176	-	-	(238)	9,938	2,584	-	-	12,522	VATPDC
			10,176	-	-	(238)	9,938	2,584	-	-	12,522	26.00%

SCHEDULE 5
OLD DOMINION UNIVERSITY RESEARCH FOUNDATION
CENTER GENERATED PROJECTS REPORTED AS ACTIVITY
OF AN ACADEMIC DEPARTMENT
FOR FISCAL YEAR 2008
(MEASURED BY EXPENDITURES INCURRED)

PROJECT NUMBER	SPONSORING AGENCY	PRINCIPAL INVESTIGATOR / PROJECT DIRECTOR	PROJECT DIRECT COST				PROJECT IDC AND FEES			EFFECTIVE INDIRECT COST RATE	CENTER	
			PERSONNEL AND FRINGE BENEFITS	SUPPLIES, CONTRACTUAL, GENERAL, & TRAVEL	EQUIPMENT	SUBCONTRACTS, CONSTRUCTION, OTHER	TOTAL DIRECT COSTS	REIMBURSED INDIRECT COSTS	TOTAL SPECIAL FEES			TOTAL PROJECT COSTS
VIRGINIA MODELING, ANALYSIS AND SIMULATION CENTER												
776091	* CHILDREN HOSPITAL-KING'S DAUGH	BAWAB, S.	-	364	2,134	-	-	2,498	-	-	2,498	VMASC
774561	* ADV ANTI-TERROR TECHNOLOGIES	BLISS, J.	9,176	1,280	-	328	-	10,784	4,392	-	15,176	VMASC
585041	UNIVERSITY OF MICHIGAN	DE LEO, G.	612	-	-	-	-	612	-	-	612	VMASC
771731	MYLIC LLC	DE LEO, G.	-	-	-	63	-	63	27	-	90	VMASC
780041	MYLIC LLC	DE LEO, G.	2,024	254	-	-	-	2,278	-	-	2,278	VMASC
785591	CLAREMONT GRADUATE UNIVERSITY	DE LEO, G.	2,816	2,407	-	-	-	5,023	-	-	5,023	VMASC
383161	US PUBLIC HEALTH SERVICE	GAFF, H.	35,603	2,892	-	-	-	38,495	3,080	-	41,575	VMASC
261511	US MARINE CORPS SYSTEMS COMMAN	GASKINS, R.	-	-	-	122	-	122	51	-	173	VMASC
265231	* NAVAL RESEARCH LABORATORY	KEATING, C.	46,298	7,927	-	20,317	-	74,542	22,774	-	97,316	VMASC
100700	NO AGENCY ASSIGNED	MCGINNIS, M.	-	72,952	-	354	-	73,306	-	-	73,306	VMASC
200508	US JOINT FORCES COMMAND	MCGINNIS, M.	145,213	32,535	-	-	-	177,748	6,000	-	183,748	VMASC
200510	US JOINT FORCES COMMAND	MCGINNIS, M.	35,966	4,912	-	-	-	40,878	1,500	-	42,378	VMASC
200513	US JOINT FORCES COMMAND	MCGINNIS, M.	91,327	-	-	-	-	91,327	6,000	-	97,327	VMASC
200514	US JOINT FORCES COMMAND	MCGINNIS, M.	134,751	14,466	-	-	-	149,217	6,000	-	155,217	VMASC
200515	US JOINT FORCES COMMAND	MCGINNIS, M.	104,983	-	-	-	-	104,983	6,000	-	110,983	VMASC
200516	US JOINT FORCES COMMAND	MCGINNIS, M.	95,741	7,109	-	-	-	102,850	4,500	-	107,350	VMASC
201132	COMMANDER OP TEST & EVAL FORCE	MCGINNIS, M.	121,414	-	-	-	-	121,414	-	-	121,414	VMASC
201134	COMMANDER OP TEST & EVAL FORCE	MCGINNIS, M.	115,350	-	-	-	-	115,350	-	-	115,350	VMASC
238021	NAVY FISC - PHILADELPHIA	MCGINNIS, M.	7,367	224,295	-	-	-	231,662	60,232	-	291,894	VMASC
238023	NAVY FISC - PHILADELPHIA	MCGINNIS, M.	-	52,163	-	-	-	52,163	21,908	-	74,071	VMASC
271141	US JOINT FORCES COMMAND	MCGINNIS, M.	181,046	-	-	-	-	181,046	6,000	-	187,046	VMASC
272091	NAVAL SURFACE WEAPONS CENTER	MCGINNIS, M.	175,315	8,147	-	-	-	183,462	-	-	183,462	VMASC
782601	NAVY POST GRAD SCHOOL	MCGINNIS, M.	8,288	-	-	118,511	-	126,799	13,981	-	140,780	VMASC
281981	ARMY RESEARCH OFFICE	MCGINNIS, M.	133,849	-	-	-	-	133,849	-	-	133,849	VMASC
283671	NAVY FISC - SAN DIEGO	MCGINNIS, M.	7,368	-	-	135,968	-	143,336	13,595	-	156,931	VMASC
284301	MODELING & SIMULATION CO OFF	MCGINNIS, M.	32,972	-	-	-	-	32,972	-	-	32,972	VMASC
285501	US JOINT FORCES COMMAND	MCGINNIS, M.	16,553	1,421	-	-	-	17,974	885	-	18,859	VMASC
285711	MODELING & SIMULATION CO OFF	MCGINNIS, M.	56,727	-	-	-	-	56,727	-	-	56,727	VMASC
750431	PRIVATE SPONSORS	MCGINNIS, M.	-	17,500	-	-	-	17,500	-	-	17,500	VMASC
772131	CTR FOR PUBLIC PRIVATE PSHIP	MCGINNIS, M.	63,349	8,903	-	-	-	72,252	30,346	-	102,598	VMASC
782601	CTR FOR PUBLIC PRIVATE PSHIP	MCGINNIS, M.	3,736	3,736	-	-	-	7,472	1,569	-	9,041	VMASC
785491	ALION SCIENCE & TECHNOLOGY COR	MCGINNIS, M.	18,350	-	-	-	-	18,350	4,771	-	23,121	VMASC
571571	* EASTERN VIRGINIA MED. SCHOOL	MCKENZIE, F.	129,560	11,811	1,319	-	-	142,690	59,376	-	202,066	VMASC
581841	* ODU	MCKENZIE, F.	12,047	1,511	-	18,131	-	31,689	13,310	-	44,999	VMASC
265651	ARMY RESEARCH OFFICE	MCKENZIE, R.	-	-	-	401	-	401	168	-	569	VMASC
780501	LOYOLA ENTERPRISES	SHEN, Y.	3,150	-	-	-	-	3,150	1,322	-	4,472	VMASC
276261	* NAVAL RESEARCH LABORATORY	SOUZA-POZA, A.	35,025	2,794	-	61,623	-	99,442	18,509	-	117,951	VMASC
382531	NORTH ATLANTIC TREATY ORGANIS	TOLK, A.	1,314	8,296	-	-	-	9,610	4,036	-	13,646	VMASC
238022	NAVY FISC - PHILADELPHIA	TOLK, A.	18,594	2,511	-	-	-	21,105	8,864	-	29,969	VMASC
282202	NAVY FISC - PHILADELPHIA	TOLK, A.	35,319	2,371	-	-	-	37,690	15,830	-	53,520	VMASC
282302	NAVY FISC - PHILADELPHIA	TOLK, A.	31,568	-	-	-	-	31,568	13,259	-	44,827	VMASC
380021	NORTH ATLANTIC TREATY ORGANIS	TOLK, A.	1,390	7,764	-	-	-	9,154	3,845	-	12,999	VMASC
573141	GEORGE MASON UNIVERSITY	TOLK, A.	10,797	338	-	-	-	11,135	4,677	-	15,812	VMASC
753101	STG, INC.	TOLK, A.	6,852	197	-	-	-	7,049	2,961	-	10,010	VMASC
782041	* TECHNOLOGIES ENGINEERING, INC.	TOLK, A.	1,927,874	500,856	3,453	355,818	-	2,788,001	359,768	-	3,147,769	12.90%
			\$ 2,454,105	\$ 625,769	\$ 30,002	\$ 633,498	\$ 3,743,374	\$ 633,214	\$ 4,376,588	\$ 16.92%		

SCHEDULE 6

Selected Center Activity

Langley Full Scale Tunnel

Revenues and Expenditures

Fiscal Year 2008 through Fiscal Year 2003

SCHEDULE 6
 OLD DOMINION UNIVERSITY RESEARCH FOUNDATION
 SELECTED CENTER ACTIVITY
 LANGLEY FULL SCALE TUNNEL
 FISCAL YEAR 2008 THROUGH FISCAL YEAR 2003

	Fiscal Year 2008	Fiscal Year 2007	Fiscal Year 2006	Fiscal Year 2005	Fiscal Year 2004	Fiscal Year 2003	Cumulative Through FY 2002
UNIVERSITY ACTIVITY: LANGLEY FULL SCALE TUNNEL							
REVENUES	\$ 735,957	\$ 504,861	\$ 804,830	\$ 831,721	\$ 722,674	\$ 1,104,304	\$ 3,367,534
EXPENDITURES							
Personnel & Fringe Benefits	372,960	596,121	674,322	424,853	424,989	679,187	1,822,941
Supplies, Contractual, General & Travel	89,593	369,576	300,010	161,129	301,783	245,497	1,131,571
Equipment	-	-	-	60,689	33,019	78,490	219,011
Subcontracts, Construction & Other	-	-	-	-	-	-	241,071
Administrative & Management Fees	-	-	-	-	-	-	96,388
Total Expenditures	\$ 462,553	\$ 965,697	\$ 974,332	\$ 646,671	\$ 759,791	\$ 1,003,174	\$ 3,510,982
Net Revenue (Deficit)	\$ 273,404	\$ (460,836)	\$ (169,502)	\$ 185,050	\$ (37,117)	\$ 101,130	\$ (143,448)
Cumulative Net (Deficit)	\$ (251,319)	\$ (524,723)	\$ (63,887)	\$ 105,615	\$ (79,435)	\$ (42,318)	\$ (143,448)

SCHEDULE 7

Sponsored Program Activity

Proposals Submitted and Awards Funded

Fiscal Year 2008 through Fiscal Year 2004

SCHEDULE 7

OLD DOMINION UNIVERSITY RESEARCH FOUNDATION
SUMMARY OF PROPOSAL AND AWARD ACTIVITY
FISCAL YEAR 2008 THROUGH FISCAL YEAR 2004

	PROPOSALS SUBMITTED				AWARDS FUNDED					
	FY 08	FY 07	FY 06	FY 05	FY 04	FY 08	FY 07	FY 06	FY 05	FY 04
COLLEGE OF ARTS & LETTERS										
Art	\$ 384,595	\$ 25,223	\$ 11,591	\$ 40,426	\$ -	\$ -	\$ -	\$ -	\$ -	\$ -
Communication & Theatre Arts	21,195	13,750	11,591	40,426	9,000	-	2,000	2,000	2,000	2,000
English	10,000	12,227	5,000	7,500	11,000	-	7,500	7,500	6,000	6,000
Foreign Languages & Literatures	473,452	21,000	-	-	-	-	21,000	-	-	-
History	-	58,853	70,399	67,757	-	-	70,399	-	-	-
Interdisciplinary Studies	-	-	-	44,329	-	-	9,900	-	19,800	-
International Studies	-	-	-	55,883	-	-	-	-	55,642	-
Music	2,150	10,000	3,000	3,000	6,000	-	1,000	2,000	2,000	-
Philosophy & Religious Studies	-	-	-	44,030	-	-	-	-	-	-
Political Science & Geography	826,484	1,517,096	574,561	83,927	492,440	-	219,496	83,118	83,118	102,193
Social Science Research Center	627,185	259,123	535,149	1,533,181	995,369	-	270,430	498,344	498,344	475,979
Sociology & Criminal Justice	215,353	870,106	606,811	6,375,988	2,924,458	-	63,892	302,675	302,675	254,499
Womens Studies	-	-	-	201,471	72,248	-	-	-	-	2,303
Dean's Office	42,916	-	-	196,428	160,000	-	-	-	3,000	-
College Total	\$ 2,603,330	\$ 2,787,378	\$ 1,806,511	\$ 8,653,920	\$ 4,690,515	\$ 554,546	\$ 499,223	\$ 644,617	\$ 972,579	\$ 842,974
% Change from prior year	-6.60%	64.30%	-79.12%	84.50%	0.76%	11.09%	-22.58%	-33.72%	15.37%	-23.27%
Average yearly increase (decrease)	-8.82%					-9.90%				
COLLEGE OF BUSINESS AND PUBLIC ADMINISTRATION										
Bank of America Entrepreneurial Center	\$ -	\$ -	\$ -	\$ -	\$ 885	\$ -	\$ -	\$ -	\$ 4,827	\$ 3,285
Business Administration	-	-	-	-	82,931	-	-	-	-	2,400
Economics	112,499	118,039	197,532	224,900	91,527	140,069	10,500	197,781	66,527	32,997
Information Systems/Decision Science	870,757	452,459	358,693	-	107,589	437,158	-	20,000	-	-
Urban Studies/Public Administration	49,700	-	-	26,731	646,309	-	-	-	26,731	-
College Total	\$ 1,032,956	\$ 570,497	\$ 556,225	\$ 251,631	\$ 929,241	\$ 577,227	\$ 10,500	\$ 217,781	\$ 98,085	\$ 38,682
% Change from prior year	81.06%	2.57%	121.05%	-72.92%	-54.91%	5397.55%	-95.18%	122.03%	153.57%	-89.46%
Average yearly increase (decrease)	-9.96%					11.45%				

SCHEDULE 7

OLD DOMINION UNIVERSITY RESEARCH FOUNDATION
SUMMARY OF PROPOSAL AND AWARD ACTIVITY
FISCAL YEAR 2008 THROUGH FISCAL YEAR 2004

	PROPOSALS SUBMITTED				AWARDS FUNDED					
	FY 08	FY 07	FY 06	FY 05	FY 04	FY 08	FY 07	FY 06	FY 05	FY 04
COLLEGE OF EDUCATION										
Early Childhood, Speech Lang. Path. & Spec. Ed.	\$ 5,629,083	\$ 5,291,662	\$ 2,614,593	\$ 5,659,938	\$ 2,086,717	\$ 3,658,385	\$ 3,554,945	\$ 3,079,890	\$ 1,973,512	\$ 1,705,867
Educational Curriculum & Instruction	1,852,227	2,426,269	5,516,460	11,516,077	2,018,768	791,347	1,442,651	723,292	567,520	333,144
Educational Leadership & Counseling	1,652,349	232,857	2,051,336	1,046,905	73,483	209,908	166,562	459,763	246,327	-
Exercise Science, Phys. Ed. & Recreation	1,693,147	1,302,942	889,366	390,490	1,026,613	229,341	228,938	122,500	121,000	221,500
Foundations & Special Programs	163,992	-	-	7,500	-	-	-	-	-	5,752
Occupational & Technical Studies	104,027	140,273	395,780	523,464	176,236	104,027	176,532	205,393	151,900	161,236
Dean's Office	666,121	1,121,899	1,050,733	982,717	2,085,946	317,171	430,445	1,200,376	253,507	9,275
College Total	\$ 11,760,946	\$ 10,515,923	\$ 12,506,268	\$ 20,127,091	\$ 7,457,763	\$ 5,310,179	\$ 6,000,073	\$ 5,791,214	\$ 3,313,766	\$ 2,436,774
% Change from prior year	11.84%	-15.95%	-37.85%	169.52%	-51.99%	-11.50%	3.61%	74.76%	35.99%	-14.06%
Average yearly increase (decrease)	-4.88%					17.46%				
COLLEGE OF ENGINEERING & TECHNOLOGY										
Aerospace Engineering	\$ 4,774,643	\$ 4,445,919	\$ 1,515,917	\$ 4,639,069	\$ 642,432	\$ 1,153,213	\$ 1,287,927	\$ 142,534	\$ 718,302	\$ 2,543,574
Aerospace Engineering - SSRP	1,036,041	2,594,740	2,257,026	7,663,050	50,000	445,034	501,532	433,685	702,292	99,607
ARC: Applied Research Center	-	3,645,983	1,049,980	-	4,297,020	43,460	74,999	-	1,338,780	1,060,892
Center for Advanced Engineering Environments	-	1,837,844	1,162,798	831,304	208,512	628,270	371,188	-	437,948	187,740
Civil & Environmental Engineering	4,748,502	5,532,044	5,863,509	7,823,455	5,799,680	1,720,067	2,782,449	2,465,420	2,696,521	1,145,416
Electrical & Computer Engineering	6,764,560	2,658,420	755,774	1,028,272	956,463	1,072,833	431,893	235,788	801,724	489,628
Engineering Management	44,253,445	2,926,082	4,248,532	2,155,126	2,899,223	1,072,833	483,941	87,046	161,688	363,905
Engineering Technology	5,056,058	1,912,773	3,087,797	3,731,475	2,095,450	637,941	434,988	752,200	770,051	681,400
Mechanical Engineering	2,521,255	201,984	4,043,876	107,990	-	338,476	153,925	4,087,998	107,990	-
Mid-Atlantic Institute for Space & Technology	199,671	132,802	100,000	222,500	5,481,559	1,311,997	1,981,779	1,014,732	961,548	1,948,421
VA Commercial Space Flight Authority	1,257,866	370,262	176,280	136,515	238,193	534,534	362,162	182,180	138,912	332,383
VA Applied Tech and Professional Development	502,165	1,228,716	472,832	528,849	107,499	359,930	159,360	122,932	163,400	90,000
Dean's Office	2,679,494	-	-	-	-	-	-	-	-	-
College Total	\$ 73,793,800	\$ 27,487,569	\$ 24,734,320	\$ 28,917,606	\$ 25,351,678	\$ 8,921,341	\$ 9,026,141	\$ 9,947,927	\$ 8,999,156	\$ 9,664,275
% Change from prior year	168.46%	11.13%	-14.47%	14.07%	-13.31%	-1.16%	-9.27%	10.54%	-6.88%	7.74%
Average yearly increase (decrease)	0.08%					-9.27%				

SCHEDULE 7

OLD DOMINION UNIVERSITY RESEARCH FOUNDATION
SUMMARY OF PROPOSAL AND AWARD ACTIVITY
FISCAL YEAR 2008 THROUGH FISCAL YEAR 2004

	PROPOSALS SUBMITTED				AWARDS FUNDED				
	FY 08	FY 07	FY 06	FY 05	FY 08	FY 07	FY 06	FY 05	FY 04
COLLEGE OF HEALTH SCIENCES									
Community & Environmental Health	\$ 1,779,490	\$ 787,975	\$ 642,409	\$ 1,049,177	\$ 323,744	\$ 55,296	\$ 26,164	\$ 99,684	\$ -
Dental Hygiene	363,574	154,190	483,453	84,857	94,817	18,341	4,880	-	36,443
Medical Laboratory & Radiation Sciences	3,458,499	4,035,678	451,260	-	90,823	128,663	-	-	-
Nursing	765,686	1,330,283	1,914,451	5,212,717	740,014	547,727	475,949	368,697	382,699
Physical Therapy	512,022	2,015,630	108,303	155,689	120,887	32,097	-	-	-
Dean's Office	-	567,579	1,337,473	1,062,143	112,675	100,000	86,654	208,427	36,000
College Total	\$ 6,879,271	\$ 8,891,333	\$ 4,937,348	\$ 7,564,583	\$ 1,482,980	\$ 880,123	\$ 593,846	\$ 676,808	\$ 455,142
% Change from prior year	-22.63%	80.08%	-34.73%	213.85%	68.49%	48.26%	-12.29%	48.70%	619.05%
Average yearly increase (decrease)	41.64%				448.56%				
COLLEGE OF SCIENCES									
Biological Sciences	\$ 9,435,061	\$ 9,089,838	\$ 8,006,881	\$ 15,000,479	\$ 2,686,605	\$ 2,615,865	\$ 2,801,383	\$ 2,075,062	\$ 2,263,554
Center for Coastal Physical Oceanography	6,458,457	5,451,273	3,784,899	3,244,036	581,552	850,604	1,428,483	1,051,795	1,675,964
Center for Coastal Physical Oceanography - SSRP	483,721	-	982,058	1,428,202	59,928	-	7,500	45,308	442,776
Center for Computational Sciences	-	990,496	295,214	-	-	7,500	-	25,000	-
Chemistry and Biochemistry	12,919,970	7,525,073	9,135,983	7,811,475	2,101,433	746,630	1,113,483	1,865,007	1,110,138
Computer Science	3,107,175	3,952,706	6,849,861	5,473,272	1,853,831	1,125,053	575,219	1,526,969	1,621,618
Mathematics and Statistics	3,313,008	1,628,833	3,350,814	4,165,762	324,941	884,060	330,255	819,143	341,468
Mathematics and Statistics - SSRP	-	-	-	-	-	-	19,000	389,488	53,680
Ocean, Earth & Atmospheric Sciences	5,855,885	15,946,266	9,257,343	10,511,305	2,902,774	3,044,300	2,344,621	1,355,004	953,634
Ocean, Earth & Atmospheric Sciences - SSRP	1,157,717	-	384,891	958,433	95,480	-	37,305	302,177	130,824
Physics	5,106,029	5,249,916	3,091,853	4,527,501	1,896,811	1,562,900	1,324,327	959,279	1,222,912
Psychology	2,551,847	986,960	5,369,170	3,272,378	298,428	709,423	509,422	1,046,048	926,945
Dean's Office	102,902	-	-	195,672	-	-	10,200	170,400	-
College Total	\$ 50,491,772	\$ 50,820,781	\$ 50,508,767	\$ 56,588,515	\$ 12,781,763	\$ 11,536,334	\$ 10,501,198	\$ 11,630,680	\$ 10,743,313
% Change from prior year	-0.65%	0.62%	-10.74%	0.14%	10.80%	9.86%	-9.71%	8.26%	25.91%
Average yearly increase (decrease)	0.56%				9.96%				

SCHEDULE 7

OLD DOMINION UNIVERSITY RESEARCH FOUNDATION
SUMMARY OF PROPOSAL AND AWARD ACTIVITY
FISCAL YEAR 2008 THROUGH FISCAL YEAR 2004

	PROPOSALS SUBMITTED				AWARDS FUNDED					
	FY 08	FY 07	FY 06	FY 05	FY 04	FY 08	FY 07	FY 06	FY 05	FY 04
OFFICE OF RESEARCH AND OTHER UNITS										
Office of Research	\$ 284,540	\$ -	\$ -	\$ -	\$ -	\$ 36,100	\$ -	\$ -	\$ -	\$ -
VMAASC, Virginia Modeling, Analysis & Simulation Center	34,376,898	17,995,897	11,241,054	26,315,346	22,754,887	7,775,939	10,332,540	8,293,190	10,983,601	12,379,409
Frank Reidy Research Center for Bioelectronics	4,796,639	4,203,696	7,177,929	2,251,087	1,294,435	1,165,628	728,800	480,639	1,369,438	130,774
Office of Distance Learning	2,250,183	-	-	-	-	1,256,391	-	-	-	-
VA Tidewater Consortium for Higher Education	8,640,220	4,086,202	-	-	-	480,170	466,184	-	466,184	932,368
VA Space Grant Consortium	26,923,701	6,078,790	5,780,198	7,117,454	3,680,968	2,701,695	3,059,058	2,419,277	2,158,837	2,136,321
Miscellaneous Units	489,000	1,625,626	435,712	561,483	2,480,046	-	577,691	179,521	134,590	1,557,932
Total Non-University Activity	\$ 77,741,181	\$ 33,990,211	\$ 24,634,894	\$ 36,245,370	\$ 30,210,336	\$ 13,415,923	\$ 15,164,273	\$ 11,372,527	\$ 15,112,650	\$ 17,136,604
% Change from prior year	128.72%	37.98%	-32.03%	19.98%	-37.91%	-11.53%	33.34%	-24.75%	-11.81%	66.33%
Average yearly increase (decrease)	334.00%					81.21%				
GRAND TOTAL	\$ 224,303,256	\$ 135,063,692	\$ 119,686,333	\$ 156,348,716	\$ 127,570,300	\$ 43,043,939	\$ 43,116,666	\$ 39,068,911	\$ 40,803,724	\$ 41,317,964
% CHANGE FROM PRIOR YEAR	66.07%	12.85%	-24.42%	24.13%	-15.78%	-0.17%	10.36%	-4.25%	-1.24%	28.44%
Average yearly increase (decrease)	9.62%					6.76%				