




## Old Dominion University Research Foundation

To: Distribution

From: Julian F. Facenda  
Director of Finance 

Date: December 21, 2005

Subject: Annual Report of Sponsored Program Activity - June 30, 2005

Attached please find the Annual Report of Sponsored Program Activity for the fiscal year ended June 30, 2005. This report measures sponsored program activity administered through Old Dominion University Research Foundation by the amount of expenditures (direct costs and indirect cost recoveries) incurred during the fiscal year. This report includes sponsored program activity administered by the Research Foundation for Old Dominion University and for certain independent entities affiliated with the university. The report also includes, as other research related activity, revenues and expenditures of the Langley Full Scale Tunnel.

Included in the report is a schedule of proposals submitted and awards funded for the fiscal year ended June 30, 2005 and the four previous fiscal years. Proposal activity is based upon the total dollar amount requested from sponsoring agencies exclusive of institutional or third party cost share amounts. Award activity reflects the dollar amount of actual funding committed during the reporting period.

Some key points to note are as follows:

- Sponsored program activity increased by 2.76% to a level of \$38.3 million
- The average yearly increase for the past five fiscal periods is 8.75%
- The top five funding sources for the fiscal year were:

U.S. Department of the Navy	\$8.3 million
National Space and Aeronautics Administration	\$5.5 million
National Science Foundation	\$4.2 million
Virginia Department of Education	\$2.9 million
U.S. Department of the Air Force	\$2.0 million

These five agencies represent 60.1% of total sponsored research activity

- University departments (including SSRP's) with activity exceeding \$1 million for the fiscal year were:

Virginia Modeling, Analysis and Simulation Center	\$10.0 million
Early Childhood, Speech Language Pathology and Special Education	\$2.4 million
Center for Bioelectrics	\$2.0 million
Ocean, Earth and Atmospheric Sciences	\$1.9 million
Biological Sciences	\$1.6 million
Center for Coastal Physical Oceanography	\$1.4 million
Electrical & Computer Engineering	\$1.3 million
Computer Science	\$1.2 million
Mechanical Engineering	\$1.2 million
Chemistry & Biochemistry	\$1.1 million
Physics	\$1.1 million

- Proposal submissions during fiscal year 2005 increased 24.13% over fiscal year 2004 to \$158.3 million dollars. Awards funded during fiscal year 2005 decreased 1.24% from fiscal year 2004 levels and represent an average yearly increase of 10.94% for the five year period since fiscal year 2000.

The following charts graphically depict current fiscal year research expenditures and the trend in research activity over the past six years:

#### **Chart A – Research Expenditures for University and Non-University Units**

This chart indicates percentage of total research expenditures for fiscal year 2005 for each college and other reporting units.

#### **Chart B – Expenditures by Funding Source**

This chart indicates the growth in sponsored research from \$26.6 million for fiscal year 2000 to \$38.3 million dollars for fiscal year 2005. This information represents expenditures incurred by funding source (Federal, State & Local, and Private Sponsors).

Should you have any questions concerning the enclosed report please do not hesitate to contact me at 683-4293 ext. 602.

\* \* \*

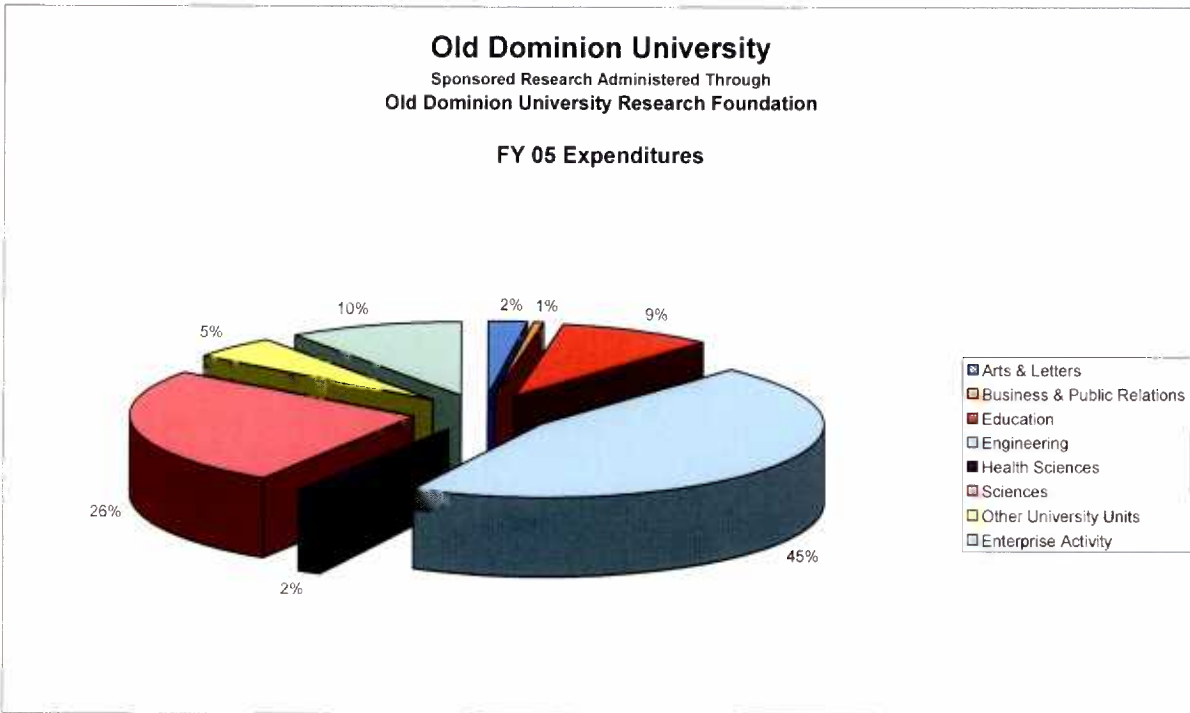


Chart A – Research Expenditures for University and Non-University Units

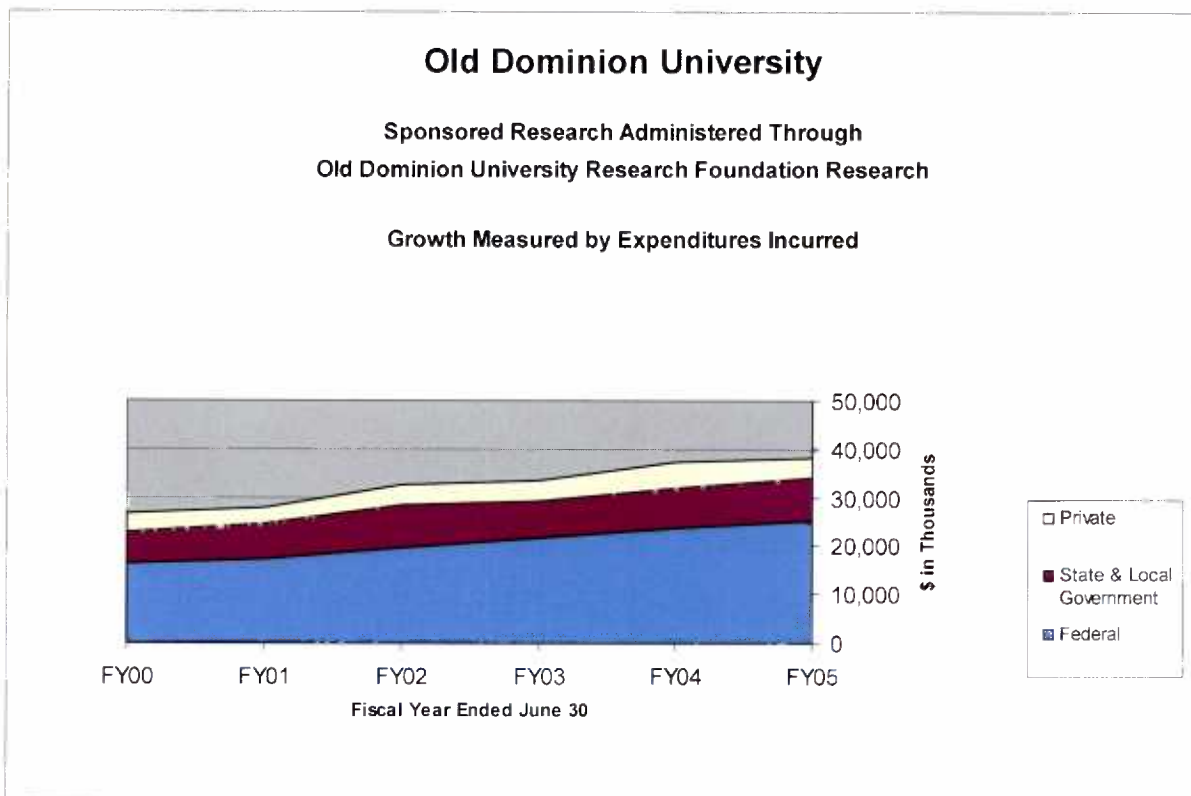


Chart B – Expenditures by Funding Source

**DISTRIBUTION**

Board of Trustees – ODURF  
Dr. Thomas L. Isenhour  
Dr. Mohammad A. Karim  
Dr. Philip J. Langlais  
President Roseann Runte  
Ms. Marty Sharpe  
Ms. Deb Swiecinski  
Mr. F. Richard Whalen  
Academic Department Chairs  
Affiliated Unit Directors  
College Deans (2 copies)  
University Vice Presidents



**OLD DOMINION UNIVERSITY RESEARCH FOUNDATION  
ANNUAL REPORT OF SPONSORED PROGRAM ACTIVITY**

**FISCAL YEAR ENDED JUNE 30, 2005**

## CONTENTS

- Schedule 1** - Summary of Sponsored Program Activity by University and Non-University Units – Fiscal Year 2005 through Fiscal Year 2000
- Schedule 2** - Summary of Sponsored Program Activity by Major Funding Source – Fiscal Year 2005 through Fiscal Year 2001
- Schedule 3** - Comparison of Direct Cost, Indirect Cost and Effective Indirect Cost Rates – University Units – Fiscal Year 2005 through Fiscal Year 2003
- Schedule 4** - Sponsored Program Activity Individual Project Listing  
Fiscal Year 2005
- Schedule 5** - Center Generated Activity Reported as Activity of an Academic Department – Fiscal Year 2005
- Schedule 6** - Selected Center Activity - Langley Full Scale Tunnel –  
Fiscal Year 2005 through Fiscal Year 2000
- Schedule 7** - Sponsored Program Activity – Proposals Submitted and Awards Funded by University and Non-University Units  
– Fiscal Year 2005 through Fiscal Year 2001

**SCHEDULE 1**

**Summary of Sponsored Program Activity  
University and Non-University Units  
Fiscal Year 2005 through Fiscal Year 2000**

**SCHEDULE 1**  
**OLD DOMINION UNIVERSITY RESEARCH FOUNDATION**  
**SUMMARY OF SPONSORED PROGRAM ACTIVITY**  
 (MEASURED BY EXPENDITURES INCURRED)  
**FOR UNIVERSITY AND NON-UNIVERSITY UNITS**  
**FISCAL YEAR 2005 THROUGH FISCAL YEAR 2000**

	FY 05	FY 04	FY 03	FY 02	FY 01	FY 00
<b>UNIVERSITY ACTIVITY</b>						
<b>COLLEGE OF ARTS &amp; LETTERS</b>						
Communication & Theatre Arts	\$ 2,000	\$ 2,800	\$ 800	\$ 500	\$ -	\$ 4,900
English	8,525	3,526	7,954	8,397	6,503	3,500
Interdisciplinary Studies	5,377	-	-	-	-	-
International Studies	41,907	-	-	-	-	40,500
Music	2,000	-	1,000	1,750	3,500	2,000
PLACE: Programs in Liberal Arts Continuing Ed.	-	-	-	-	-	4,936
Political Science & Geography	77,628	74,398	72,209	109,357	87,045	96,701
Social Science Research Center	330,886	342,962	367,952	481,919	111,683	85,227
Sociology & Criminal Justice	358,551	289,502	258,148	238,861	145,737	116,326
Sociology & Criminal Justice - SSRP	-	-	-	-	-	17,541
Women's Studies	1,904	-	-	-	-	-
Dean's Office	-	-	-	-	11,573	40,543
<b>College Total</b>	<b>\$ 828,778</b>	<b>\$ 693,188</b>	<b>\$ 708,063</b>	<b>\$ 840,784</b>	<b>\$ 366,041</b>	<b>\$ 412,174</b>
% Change from prior year	19.56%	-2.10%	-15.79%	129.70%	-11.19%	-1.69%
Average yearly increase ( decrease)	20.21%					
<b>COLLEGE OF BUSINESS AND PUBLIC ADMINISTRATION</b>						
Bank of America Entrepreneurial Center	\$ 97,133	\$ 193,910	\$ 476,622	\$ 342,992	\$ 391,247	\$ 204,874
Business Administration	1,041	1,359	9,612	-	-	-
Economics	82,792	40,930	10,363	10,937	10,506	12,100
Information Systems & Decision Sciences	15,214	17,251	16,553	-	-	(1,541)
International Maritime, Ports & Logistics Mgmt	-	-	-	-	4,288	2,711
Urban Studies/Public Administration	19,509	80,610	147,257	182,785	194,007	174,754
Dean's Office	-	-	-	-	25,588	74,894
<b>College Total</b>	<b>\$ 215,689</b>	<b>\$ 334,060</b>	<b>\$ 660,407</b>	<b>\$ 536,714</b>	<b>\$ 625,636</b>	<b>\$ 467,792</b>
% Change from prior year	-35.43%	-48.42%	23.05%	-14.21%	33.74%	12.59%
Average yearly increase ( decrease)	-10.78%					



**SCHEDULE 1**  
**OLD DOMINION UNIVERSITY RESEARCH FOUNDATION**  
**SUMMARY OF SPONSORED PROGRAM ACTIVITY**  
(MEASURED BY EXPENDITURES INCURRED)  
**FOR UNIVERSITY AND NON-UNIVERSITY UNITS**  
**FISCAL YEAR 2005 THROUGH FISCAL YEAR 2000**

	FY 05	FY 04	FY 03	FY 02	FY 01	FY 00
<b>COLLEGE OF EDUCATION</b>						
Early Childhood, Speech Lang. Path. & Spec. Ed.	\$ 2,369,783	\$ 2,101,127	\$ 1,635,742	\$ 1,773,295	\$ 1,824,737	\$ 1,222,314
Educational Curriculum & Instruction	137,529	181,483	362,222	499,354	511,704	1,861
Educational Leadership & Counseling	147,540	3,229	77,381	2,904	240,326	-
Exercise Science, Phys. Ed. & Recreation	158,605	174,842	208,703	284,589	255,617	195,846
Occupational & Technical Studies	179,055	139,291	9,274	1,105	7,028	39,008
Dean's Office	408,623	369,771	252,101	333,628	59,369	85,251
College Total	\$ 3,401,135	\$ 2,959,743	\$ 2,545,423	\$ 2,874,875	\$ 2,898,781	\$ 1,544,280
% Change from prior year	14.53%	16.67%	-11.46%	-0.82%	87.71%	28.67%
Average yearly increase ( decrease)	24.05%					
<b>COLLEGE OF ENGINEERING &amp; TECHNOLOGY</b>						
Aerospace Engineering	\$ 521,661	\$ 334,695	\$ 387,791	\$ 543,542	\$ 497,030	\$ 445,815
Aerospace Engineering - SSRP	56,433	221,437	38,464	-	-	-
ARC: Applied Research Center	647,764	763,703	792,875	672,594	861,019	975,057
Center for Advanced Engineering Environments	927,587	1,627,211	1,725,872	797,010	285,652	-
Center for Bioelectrics	1,959,894	1,731,929	1,504,210	211,534	-	-
Civil & Environmental Engineering	182,373	626,272	438,657	599,739	689,040	731,030
Electrical & Computer Engineering	1,289,644	1,612,313	1,249,621	1,671,030	1,723,318	2,028,898
Electrical & Computer Engineering - SSRP	-	-	-	88,457	19,575	-
Engineering Management	589,313	508,009	216,006	444,869	347,842	274,796
Engineering Management - SSRP	-	-	-	-	-	18,489
Engineering Technology	166,966	289,129	246,826	288,547	154,504	105,954
Mechanical Engineering	935,757	1,178,826	879,806	994,519	1,072,492	1,442,478
TAC: Technology Applications Center	143,548	349,448	418,407	372,920	329,245	440,442
VMASC: Virginia Modeling, Analysis & Simulation Center	9,991,930	6,811,742	5,987,850	5,526,082	3,865,609	3,082,244
Dean's Office	152,480	13,299	-	-	-	12,000
College Total	\$ 17,565,350	\$ 16,068,013	\$ 13,886,385	\$ 12,210,843	\$ 9,845,126	\$ 9,557,203
% Change from prior year	9.32%	15.71%	13.72%	24.03%	3.01%	32.68%
Average yearly increase ( decrease)	16.76%					

**SCHEDULE 1**  
**OLD DOMINION UNIVERSITY RESEARCH FOUNDATION**  
**SUMMARY OF SPONSORED PROGRAM ACTIVITY**  
(MEASURED BY EXPENDITURES INCURRED)  
**FOR UNIVERSITY AND NON-UNIVERSITY UNITS**  
**FISCAL YEAR 2005 THROUGH FISCAL YEAR 2000**

	FY 05	FY 04	FY 03	FY 02	FY 01	FY 00
<b>COLLEGE OF HEALTH SCIENCES</b>						
Community & Environmental Health	\$ 43,000	\$ -	\$ 23,995	\$ 30,005	\$ -	\$ -
Dental Hygiene	19,778	29,971	24,803	20,020	6,253	52,032
Nursing	422,648	268,250	-	4,769	16,343	142,905
Dean's Office	94,261	31,713	-	-	-	-
College Total	\$ 579,687	\$ 329,934	\$ 48,798	\$ 54,794	\$ 22,596	\$ 194,937
% Change from prior year	75.70%	576.12%	-10.94%	142.49%	-88.41%	-17.93%
Average yearly increase ( decrease)	39.47%					
<b>COLLEGE OF SCIENCES</b>						
Biological Sciences	\$ 1,619,804	\$ 1,769,369	\$ 2,404,657	\$ 2,635,952	\$ 2,310,278	\$ 2,519,898
Center for Biotechnology	-	12,003	171,324	247,945	433,969	334,480
Center for Coastal Physical Oceanography	1,225,906	1,088,294	999,744	999,936	889,089	985,653
Center for Coastal Physical Oceanography - SSRP	170,742	383,753	424,325	407,695	623,790	1,099,345
Center for Computational Science	40,500	95,512	274,551	-	-	-
Chemistry and Biochemistry	1,104,180	1,262,936	1,258,107	1,228,044	931,624	454,955
Chemistry and Biochemistry - SSRP	-	-	-	-	5,692	30,290
Computer Science	1,249,471	1,218,125	883,631	1,126,332	1,107,243	1,201,028
Mathematics and Statistics	537,412	392,166	218,899	262,215	265,145	189,869
Mathematics and Statistics - SSRP	21,641	193,135	339,386	265,383	146,356	99,394
Ocean, Earth & Atmospheric Sciences	1,619,221	1,466,929	1,473,918	1,753,036	1,671,306	1,812,085
Ocean, Earth & Atmospheric Sciences - SSRP	233,139	216,500	209,993	130,027	2,813	-
Physics	1,124,386	810,355	712,784	918,742	661,382	822,214
Psychology	812,167	881,089	828,486	1,058,649	634,556	652,182
Applied Marine Research Laboratory	-	-	-	-	39,357	825,265
Dean's Office	146,229	-	-	-	-	-
College Total	\$ 9,906,888	\$ 9,790,186	\$ 10,196,805	\$ 11,033,956	\$ 9,722,600	\$ 11,026,658
% Change from prior year	1.19%	-3.99%	-7.59%	13.49%	-11.83%	4.09%
Average yearly increase ( decrease)	-2.03%					
<b>OTHER</b>						
College Total	\$ 1,955,444	\$ 2,084,291	\$ 1,545,615	\$ 1,497,912	\$ 902,955	\$ 267,575
% Change from prior year	\$ 34,452,961	\$ 32,269,415	\$ 29,591,496	\$ 29,049,878	\$ 24,383,735	\$ 23,470,619
Average yearly increase ( decrease)	6.77%	9.05%	1.86%	19.14%	3.89%	16.05%
	9.36%					

**SCHEDULE 1**  
**OLD DOMINION UNIVERSITY RESEARCH FOUNDATION**  
**SUMMARY OF SPONSORED PROGRAM ACTIVITY**  
 (MEASURED BY EXPENDITURES INCURRED)  
**FOR UNIVERSITY AND NON-UNIVERSITY UNITS**  
**FISCAL YEAR 2005 THROUGH FISCAL YEAR 2000**

	FY 05	FY 04	FY 03	FY 02	FY 01	FY 00
<b>NON-UNIVERSITY ACTIVITY</b>						
Association for Consortium Leadership	\$ 28,176	\$ 39,682	\$ 39,870	\$ 23,401	\$ 26,945	\$ 34,623
CASRM	-	-	-	-	460,031	1,220,203
Center for Public/Private Partnership	-	-	-	(11,710)	58,694	54,193
Mid-Atlantic Institute for Space & Technology	20,231	-	-	-	-	-
National University Teleconference Network	101,876	86,795	74,245	67,341	52,377	69,962
VA Tidewater Consortium for Higher Education	446,243	491,212	423,267	398,934	417,624	365,994
VA Space Grant Consortium	2,137,222	2,308,124	2,256,649	2,181,527	1,781,968	1,011,133
VA Commercial Space Flight Authority	1,096,323	2,059,009	1,101,743	767,751	615,878	402,204
eTech: Environmental Tech. Center	-	-	-	-	-	(357)
<b>Total Non-University Activity</b>	<b>\$ 3,830,071</b>	<b>\$ 4,984,822</b>	<b>\$ 3,895,774</b>	<b>\$ 3,427,244</b>	<b>\$ 3,413,517</b>	<b>\$ 3,157,955</b>
% Change from prior year	-23.17%	27.95%	13.67%	0.40%	8.05%	7.48%
Average yearly increase ( decrease)	4.26%					
<b>GRAND TOTAL</b>	<b>\$ 38,283,052</b>	<b>\$ 37,254,237</b>	<b>\$ 33,487,270</b>	<b>\$ 32,477,122</b>	<b>\$ 27,797,252</b>	<b>\$ 26,628,574</b>
<b>% CHANGE FROM PRIOR YEAR</b>	<b>2.76%</b>	<b>11.25%</b>	<b>3.11%</b>	<b>16.84%</b>	<b>4.39%</b>	<b>14.96%</b>
Average yearly increase ( decrease)	8.75%					

**SCHEDULE 2**

**Summary of Sponsored Program Activity**

**Major Funding Source**

**Fiscal Year 2005 through Fiscal Year 2001**

**SCHEDULE 2**  
**OLD DOMINION UNIVERSITY RESEARCH FOUNDATION**  
**SUMMARY OF SPONSORED PROGRAM ACTIVITY BY MAJOR FUNDING SOURCE**  
(MEASURED BY EXPENDITURES INCURRED)  
**FISCAL YEAR 2005 THROUGH FISCAL YEAR 2001**

FUNDING SOURCE / AGENCY	FY05		FY04		FY03		FY02		FY01	
	Amount	Percent of Total	Amount	Percent of Total	Amount	Percent of Total	Amount	Percent of Total	Amount	Percent of Total
<b>FEDERAL</b>										
U.S. Department of The Navy	\$ 8,289,626	21.7%	\$ 6,055,427	16.3%	\$ 5,852,293	17.5%	\$ 5,547,421	17.1%	\$ 5,185,443	17.1%
National Aeronautics & Space Administration	5,545,103	14.5%	7,982,818	21.4%	6,682,671	20.0%	5,903,544	18.2%	4,637,529	16.7%
National Science Foundation	4,278,124	11.2%	4,423,606	11.9%	3,868,420	11.6%	3,251,050	10.0%	2,506,105	9.0%
U.S. Department of The Air Force	1,973,877	5.2%	1,858,902	5.0%	1,540,902	4.6%	566,387	1.7%	620,933	2.2%
U.S. Department of Transportation	1,632,636	4.3%	-	0.0%	-	0.0%	-	0.0%	2,478	0.0%
U.S. Department of Health & Human Services	944,904	2.5%	429,375	1.2%	285,304	0.9%	330,211	1.0%	253,925	0.9%
U.S. Department of Energy	878,022	2.3%	805,965	2.2%	1,003,245	3.0%	1,289,008	4.0%	985,468	3.5%
U.S. Department of Education	491,673	1.3%	691,547	1.9%	1,074,471	3.2%	1,153,110	3.6%	1,281,685	4.6%
National Oceanic & Atmospheric Administration	299,869	0.8%	225,730	0.6%	429,878	1.3%	365,831	1.1%	323,697	1.2%
U.S. Department of The Army	277,888	0.7%	347,347	0.9%	294,269	0.9%	300,969	0.9%	363,022	1.3%
U.S. Department of The Interior	63,757	0.2%	139,721	0.4%	111,506	0.3%	220,573	0.7%	217,857	0.8%
U.S. Environmental Protection Agency	-	0.0%	416,480	1.1%	245,196	0.7%	387,124	1.2%	560,687	2.0%
Other Federal	410,608	1.1%	429,043	1.2%	147,739	0.4%	131,620	0.4%	119,627	0.4%
<b>SUBTOTAL FEDERAL</b>	<b>\$ 25,086,087</b>	<b>65.5%</b>	<b>\$ 23,805,961</b>	<b>63.9%</b>	<b>\$ 21,535,894</b>	<b>64.3%</b>	<b>\$ 19,446,648</b>	<b>59.9%</b>	<b>\$ 17,058,456</b>	<b>61.4%</b>
<b>STATE &amp; LOCAL GOVERNMENT AND AGREEMENTS WITH OTHER UNIVERSITIES</b>										
Old Dominion University - See Note	\$ 2,802,932	7.3%	\$ 1,590,059	4.3%	\$ 314,777	0.9%	\$ 334,623	1.0%	\$ 131,504	0.5%
Virginia Department of Environmental Quality	910,828	2.4%	916,253	2.5%	932,240	2.8%	942,469	2.9%	1,245,636	4.5%
Virginia Department of Education	685,843	1.8%	925,090	2.5%	1,811,076	5.4%	2,007,712	6.2%	2,045,412	7.4%
Eastern Virginia Medical School	654,421	1.7%	678,684	1.8%	61,746	0.2%	35,311	0.1%	40,044	0.1%
George Mason University	321,930	0.8%	349,669	0.9%	234,115	0.7%	-	0.0%	-	0.0%
University of New Mexico	305,304	0.8%	479,782	1.3%	365,542	1.1%	343,023	1.1%	42,137	0.2%
Virginia Marine Resources Commission	265,230	0.7%	232,319	0.6%	283,710	0.8%	309,155	1.0%	281,567	1.0%
Virginia Department of Health	255,004	0.7%	184,283	0.5%	182,984	0.5%	448,560	1.4%	208,804	0.8%
Newport News Public Schools	239,437	0.6%	182,016	0.5%	-	0.0%	-	0.0%	-	0.0%
Virginia Grad Marine Science	214,903	0.6%	328,981	0.9%	327,039	1.0%	410,115	1.3%	281,838	1.0%
State Council of Higher Education for Virginia	170,000	0.4%	171,401	0.5%	118,787	0.4%	202,980	0.6%	44,408	0.2%
Maryland Department of Business & Economic Dev.	157,558	0.4%	-	0.0%	-	0.0%	-	0.0%	-	0.0%
Center Innovative Technology	138,525	0.4%	279,784	0.8%	482,502	1.4%	551,129	1.7%	967,072	3.5%
University of New Hampshire	128,411	0.3%	33,761	0.1%	5,205	0.0%	-	0.0%	-	0.0%
Virginia General Assembly	124,193	0.3%	214,274	0.6%	225,350	0.7%	340,117	1.0%	241,646	0.9%
Hampton Roads Planning District Commission	114,833	0.3%	-	0.0%	-	0.0%	-	0.0%	3,625	0.0%
University of Memphis	111,643	0.3%	80,974	0.2%	62,363	0.2%	-	0.0%	-	0.0%
Other State & Local	1,235,294	3.2%	1,430,239	3.8%	2,271,348	6.8%	3,039,130	9.4%	1,854,192	6.7%
<b>SUBTOTAL STATE &amp; LOCAL</b>	<b>\$ 8,836,289</b>	<b>23.1%</b>	<b>\$ 8,077,569</b>	<b>21.7%</b>	<b>\$ 7,678,794</b>	<b>22.9%</b>	<b>\$ 8,964,324</b>	<b>27.6%</b>	<b>\$ 7,387,885</b>	<b>26.6%</b>

**SCHEDULE 2**  
**OLD DOMINION UNIVERSITY RESEARCH FOUNDATION**  
**SUMMARY OF SPONSORED PROGRAM ACTIVITY BY MAJOR FUNDING SOURCE**  
 (MEASURED BY EXPENDITURES INCURRED)  
**FISCAL YEAR 2005 THROUGH FISCAL YEAR 2001**

FUNDING SOURCE / AGENCY	FY05		FY04		FY03		FY02		FY01	
	Amount	Percent of Total	Amount	Percent of Total	Amount	Percent of Total	Amount	Percent of Total	Amount	Percent of Total
<b>PRIVATE AND OTHER SPONSORS</b>										
Concurrent Technologies Corp	\$ 341,244	0.9%	\$ 414,234	1.1%	\$ -	0.0%	\$ -	0.0%	\$ -	0.0%
The Innovation Factory	321,341	0.8%	-	0.0%	-	0.0%	-	0.0%	-	0.0%
Loyola Enterprises	257,630	0.7%	217,431	0.6%	-	0.0%	-	0.0%	-	0.0%
General Dynamics	221,376	0.6%	793,748	2.1%	43,939	0.1%	-	0.0%	-	0.0%
Raytheon Aircraft Company	172,406	0.5%	23,296	0.1%	-	0.0%	-	0.0%	-	0.0%
VMASC Memberships	149,101	0.4%	129,857	0.3%	98,499	0.3%	57,240	0.2%	86,481	0.3%
National Institute of Aerospace	138,457	0.4%	159,760	0.4%	17,667	0.1%	-	0.0%	-	0.0%
LAM Industry Memberships	129,214	0.3%	118,273	0.3%	115,891	0.3%	-	0.0%	-	0.0%
Los Alamos National Laboratory	125,778	0.3%	68,633	0.2%	49,410	0.1%	23,619	0.1%	11,902	0.0%
Information Systems Support	104,198	0.3%	9,142	0.0%	-	0.0%	-	0.0%	-	0.0%
National University Teleconference Network	103,809	0.3%	88,438	0.2%	76,013	0.2%	69,047	0.2%	90,874	0.3%
National Collegiate Athletic Association	101,450	0.3%	112,769	0.3%	105,831	0.3%	113,157	0.3%	112,803	0.4%
Vigyan, Inc.	82,014	0.2%	77,908	0.2%	90,498	0.3%	100,606	0.3%	-	0.0%
Northrup Grumman	59,674	0.2%	744,888	2.0%	351,742	1.1%	-	0.0%	-	0.0%
Science Applications International Corp.	-	0.0%	201,056	0.5%	593,023	1.8%	417,194	1.3%	-	0.0%
Other Private Sponsors	2,072,984	5.4%	2,211,274	5.9%	2,730,069	8.2%	3,285,087	10.1%	3,049,211	11.0%
<b>SUBTOTAL PRIVATE</b>	<b>\$ 4,360,676</b>	<b>11.4%</b>	<b>\$ 5,370,707</b>	<b>14.4%</b>	<b>\$ 4,272,582</b>	<b>12.6%</b>	<b>\$ 4,065,950</b>	<b>12.5%</b>	<b>\$ 3,351,271</b>	<b>12.1%</b>
<b>TOTAL</b>	<b>\$ 38,283,052</b>	<b>100.0%</b>	<b>\$ 37,254,237</b>	<b>100.0%</b>	<b>\$ 33,487,270</b>	<b>100.0%</b>	<b>\$ 32,477,122</b>	<b>100.0%</b>	<b>\$ 27,797,612</b>	<b>100.0%</b>

Note: Certain agencies require direct award to Old Dominion University. The following represents the expenditures by agency on projects passed through by the University.

Old Dominion University pass through from:										
Virginia Department Of Education	\$ 2,026,757	5.3%	\$ 1,301,202	3.5%	\$ -	0.0%	\$ -	0.0%	\$ -	0.0%
Virginia General Assembly	394,060	1.0%	-	0.0%	-	0.0%	-	0.0%	-	0.0%
Virginia Department Of Mental Health & Retardation	221,278	0.6%	240,527	0.6%	293,229	0.9%	271,236	0.8%	-	0.0%
Tidewater Community College	19,500	0.1%	13,336	0.0%	19,788	0.1%	4,143	0.0%	-	0.0%
Virginia Department Of Health	14,441	0.0%	14,550	0.0%	-	0.0%	-	0.0%	-	0.0%
Other ODU	126,896	0.3%	20,444	0.1%	1,760	0.0%	59,244	0.2%	131,504	0.5%
<b>Old Dominion University Total</b>	<b>\$ 2,802,932</b>	<b>7.3%</b>	<b>\$ 1,590,059</b>	<b>4.3%</b>	<b>\$ 314,777</b>	<b>0.9%</b>	<b>\$ 334,623</b>	<b>1.0%</b>	<b>\$ 131,504</b>	<b>0.5%</b>

Note: Certain prior year amounts have been restated to be consistent with current year presentation.

**SCHEDULE 3**

**Comparison of Direct Cost, Indirect Cost and  
Effective Indirect Cost Rates**

**University Units**

**Fiscal Year 2005 through Fiscal Year 2003**



**SCHEDULE 3**  
**OLD DOMINION UNIVERSITY RESEARCH FOUNDATION**  
**REPORT OF SPONSORED PROGRAM ACTIVITY**  
**DIRECT COST, INDIRECT COST AND EFFECTIVE INDIRECT COST RATE**  
 (MEASURED BY EXPENDITURES INCURRED)  
**FISCAL YEAR 2005 THROUGH FISCAL YEAR 2003**

	Fiscal Year 2005			Fiscal Year 2004			Fiscal Year 2003		
	TOTAL DIRECT COSTS	TOTAL INDIRECT COSTS	Effective Indirect Cost Rate	TOTAL DIRECT COSTS	TOTAL INDIRECT COSTS	Effective Indirect Cost Rate	TOTAL DIRECT COSTS	TOTAL INDIRECT COSTS	Effective Indirect Cost Rate
<b>UNIVERSITY ACTIVITY: ACADEMIC DEPARTMENTS AND RELATED UNITS</b>									
<b>COLLEGE OF ARTS AND LETTERS</b>									
Department of Communication and Theatre Arts	\$ 2,000	\$ -	0.0%	\$ 2,800	\$ -	0.0%	\$ 800	\$ -	0.0%
Department of English	8,525	8,525	0.0%	3,526	-	0.0%	7,954	-	0.0%
Department of Interdisciplinary Studies	5,377	5,377	0.0%	-	-	0.0%	-	-	0.0%
Department of International Studies	29,512	12,395	42.0%	41,907	-	0.0%	-	-	0.0%
Department of Music	2,000	2,000	0.0%	-	-	0.0%	1,000	-	0.0%
Department of Political Science & Geography	55,034	22,594	41.1%	52,635	21,763	41.3%	52,944	19,265	36.4%
Department of Sociology & Criminal Justice	287,679	70,872	24.6%	209,440	60,062	28.7%	215,356	42,792	19.9%
Social Science Research Center	287,348	33,538	11.3%	317,613	25,349	8.0%	345,272	22,680	6.6%
Department of Women & Studies	1,904	1,904	0.0%	-	-	0.0%	-	-	0.0%
<b>COLLEGE OF ARTS &amp; LETTERS</b>	<b>\$ 689,379</b>	<b>\$ 139,399</b>	<b>20.2%</b>	<b>\$ 586,014</b>	<b>\$ 107,174</b>	<b>18.3%</b>	<b>\$ 623,326</b>	<b>\$ 84,737</b>	<b>13.6%</b>
<b>COLLEGE OF BUSINESS AND PUBLIC ADMINISTRATION</b>									
Bank of America Entrepreneurial Center	\$ 97,133	\$ -	0.0%	\$ 193,910	\$ -	0.0%	\$ 476,622	\$ -	0.0%
Department of Business Administration	1,041	1,041	0.0%	1,359	-	0.0%	9,612	-	0.0%
Department of Economics	82,202	590	0.7%	38,345	2,585	6.7%	9,421	942	10.0%
Department of Information Systems / Decision Sciences	11,186	4,028	36.0%	12,592	4,659	37.0%	12,083	4,470	37.0%
Center for Urban Studies & Public Administration	14,452	5,057	35.0%	59,202	21,408	36.2%	115,580	31,677	27.4%
<b>COLLEGE OF BUSINESS &amp; PUBLIC ADMINISTRATION</b>	<b>\$ 206,014</b>	<b>\$ 9,675</b>	<b>4.7%</b>	<b>\$ 305,408</b>	<b>\$ 28,652</b>	<b>9.4%</b>	<b>\$ 623,318</b>	<b>\$ 37,089</b>	<b>6.0%</b>
<b>COLLEGE OF EDUCATION</b>									
Dean's Office	\$ 391,685	\$ 16,938	4.3%	\$ 351,798	\$ 17,973	5.1%	\$ 238,957	\$ 13,144	5.5%
Department of Early Childhood, Speech Pathology, Special Ed	2,240,780	129,003	5.8%	1,987,323	113,804	5.7%	1,541,750	93,992	6.1%
Department of Educational Curriculum & Instruction	132,230	5,299	4.0%	175,839	5,644	3.2%	343,501	18,721	5.5%
Department of Educational Leadership & Counseling	133,355	14,185	10.6%	2,931	298	10.2%	66,476	10,905	16.4%
Department of Exercise Science, Physical Education & Recreation	152,972	5,633	3.7%	170,322	4,520	2.7%	198,166	10,537	5.3%
Department of Occupational & Technical Studies	178,568	487	0.3%	135,781	510	0.4%	8,908	366	4.1%
<b>COLLEGE OF EDUCATION</b>	<b>\$ 3,229,590</b>	<b>\$ 171,545</b>	<b>5.3%</b>	<b>\$ 2,825,994</b>	<b>\$ 142,749</b>	<b>5.0%</b>	<b>\$ 2,397,758</b>	<b>\$ 147,665</b>	<b>6.2%</b>
<b>COLLEGE OF ENGINEERING</b>									
Dean's Office	\$ 152,480	\$ -	0.0%	\$ 12,000	\$ 1,299	10.8%	\$ -	\$ -	0.0%
Department of Aerospace Engineering	442,376	79,285	17.9%	266,735	67,960	25.5%	332,238	55,563	16.7%
Department of Aerospace Engineering - SSRP	44,619	11,814	26.5%	164,997	56,440	34.2%	29,223	9,241	31.6%
Applied Research Center	533,959	113,805	21.3%	642,770	120,933	18.8%	674,236	118,639	17.6%
Center for Advanced Engineering Environments	753,542	174,045	23.1%	1,450,124	177,087	12.2%	1,503,113	222,759	14.8%
Center for Bioelectrics	1,631,902	327,992	20.1%	1,388,098	343,831	24.8%	1,220,043	284,167	23.3%
Department of Civil & Environmental Engineering	1,063,798	225,846	21.2%	1,319,181	293,132	22.2%	366,964	71,693	19.5%
Department of Electrical & Computer Engineering	432,124	157,189	36.4%	373,088	134,921	36.2%	1,052,512	187,109	18.7%
Department of Engineering Management	846,513	89,244	10.5%	1,064,527	114,299	10.7%	764,781	29,008	15.5%
Department of Mechanical Engineering	132,917	34,049	25.6%	224,480	64,649	28.8%	192,623	54,203	28.1%
Technology Applications Center	136,735	6,813	5.0%	299,905	349,448	16.5%	380,452	37,955	10.0%
Virginia Modeling, Analysis and Simulation Center	8,106,766	1,885,164	23.3%	5,375,703	1,436,037	26.7%	4,779,438	1,208,412	25.3%
<b>COLLEGE OF ENGINEERING</b>	<b>\$ 14,409,638</b>	<b>\$ 3,155,812</b>	<b>21.9%</b>	<b>\$ 13,137,593</b>	<b>\$ 2,930,420</b>	<b>22.3%</b>	<b>\$ 11,482,621</b>	<b>\$ 2,403,764</b>	<b>20.9%</b>



**SCHEDULE 3**  
**OLD DOMINION UNIVERSITY RESEARCH FOUNDATION**  
**REPORT OF SPONSORED PROGRAM ACTIVITY**  
**DIRECT COST, INDIRECT COST AND EFFECTIVE INDIRECT COST RATE**  
 (MEASURED BY EXPENDITURES INCURRED)  
**FISCAL YEAR 2005 THROUGH FISCAL YEAR 2003**

	Fiscal Year 2005			Fiscal Year 2004			Fiscal Year 2003			Effective Indirect Cost Rate
	TOTAL DIRECT COSTS	TOTAL INDIRECT COSTS	TOTAL PROJECT COSTS	TOTAL DIRECT COSTS	TOTAL INDIRECT COSTS	TOTAL PROJECT COSTS	TOTAL DIRECT COSTS	TOTAL INDIRECT COSTS	TOTAL PROJECT COSTS	
<b>COLLEGE OF HEALTH SCIENCES</b>										
Dean's Office	\$ 82,574	\$ 11,687	\$ 94,261	\$ 29,437	\$ 2,276	\$ 31,713	\$ -	\$ -	\$ -	7.7%
School of Community & Environmental Health	32,651	10,349	43,000	-	-	-	19,643	4,352	23,995	0.0%
School of Dental Hygiene	14,758	5,020	19,778	23,929	6,042	29,971	21,236	3,567	24,803	22.2%
School of Nursing	375,605	47,043	422,648	218,244	50,006	268,250	40,879	7,919	48,798	16.8%
<b>COLLEGE OF HEALTH SCIENCES</b>	<b>\$ 505,588</b>	<b>\$ 74,099</b>	<b>\$ 579,687</b>	<b>\$ 271,610</b>	<b>\$ 58,324</b>	<b>\$ 329,934</b>	<b>\$ 40,879</b>	<b>\$ 7,919</b>	<b>\$ 48,798</b>	<b>19.4%</b>
<b>COLLEGE OF SCIENCES</b>										
Dean's Office	\$ 148,229	\$ -	\$ 148,229	\$ -	\$ -	\$ -	\$ -	\$ -	\$ -	0.0%
Department of Biological Sciences	1,358,091	281,813	1,639,904	1,453,844	315,525	1,769,369	1,985,788	418,869	2,404,657	21.1%
Center for Biotechnology	-	-	-	11,743	260	12,003	137,059	34,285	171,324	25.0%
Center for Computational Science	28,521	11,979	40,500	67,216	28,296	95,512	205,633	68,918	274,551	33.5%
Center for Coastal Physical Oceanography	947,943	277,963	1,225,906	751,092	271,012	1,022,104	747,861	248,863	996,744	33.3%
Center for Coastal Physical Oceanography - SSRP	132,046	38,686	170,742	355,747	94,196	449,943	323,023	101,302	424,325	31.4%
Department of Chemistry and Biochemistry	931,781	172,399	1,104,180	1,030,431	232,503	1,262,936	1,014,604	243,503	1,258,107	24.0%
Department of Computer Sciences	997,731	256,740	1,254,471	955,306	262,819	1,218,125	722,122	161,509	883,631	22.4%
Department of Mathematics & Statistics	434,206	103,206	537,412	321,665	70,521	392,186	170,968	47,931	218,899	28.0%
Department of Mathematics & Statistics - SSRP	17,421	4,220	21,641	153,322	39,813	193,135	289,354	70,032	359,386	26.0%
Department of Ocean, Earth & Atmospheric Sciences	1,225,716	393,505	1,619,221	1,125,476	341,453	1,466,929	1,147,461	326,457	1,473,918	28.5%
Department of Ocean, Earth & Atmospheric Sciences - SSRP	170,998	62,141	233,139	176,290	40,210	216,500	168,366	41,627	209,993	24.7%
Department of Physics	842,084	282,302	1,124,386	604,677	205,678	810,355	534,048	178,736	712,784	33.5%
Department of Psychology	618,215	193,952	812,167	711,216	169,873	881,089	669,541	158,945	828,486	23.7%
<b>COLLEGE OF SCIENCES</b>	<b>\$ 7,847,982</b>	<b>\$ 2,058,916</b>	<b>\$ 9,906,898</b>	<b>\$ 7,718,025</b>	<b>\$ 2,072,161</b>	<b>\$ 9,790,186</b>	<b>\$ 8,095,828</b>	<b>\$ 2,100,977</b>	<b>\$ 10,196,805</b>	<b>26.0%</b>
<b>OFFICE OF RESEARCH AND OTHER UNIVERSITY ACTIVITY</b>										
Office of Research	\$ 1,903,048	\$ 19,307	\$ 1,922,355	\$ 1,305,788	\$ 55,958	\$ 1,361,746	\$ 1,037,437	\$ 127,255	\$ 1,164,692	12.3%
CHROME	-	-	-	-	-	-	77,618	4,638	82,256	6.0%
Library	-	-	-	-	-	-	1,111	466	1,577	41.9%
Distance Learning	-	-	-	598,039	83,041	681,080	241,185	31,054	272,239	12.9%
Student Services	6,542	357	6,899	5,920	-	5,920	5,815	-	5,815	0.0%
Other University Units	25,703	487	26,190	35,036	509	35,545	18,015	1,021	19,036	5.7%
<b>OFFICE OF RESEARCH AND OTHER</b>	<b>\$ 1,935,293</b>	<b>\$ 20,151</b>	<b>\$ 1,955,444</b>	<b>\$ 1,944,783</b>	<b>\$ 139,508</b>	<b>\$ 2,084,291</b>	<b>\$ 1,381,181</b>	<b>\$ 164,434</b>	<b>\$ 1,545,615</b>	<b>11.9%</b>
<b>TOTAL UNIVERSITY ACTIVITY</b>	<b>\$ 28,823,384</b>	<b>\$ 5,629,587</b>	<b>\$ 34,452,971</b>	<b>\$ 26,790,427</b>	<b>\$ 5,478,988</b>	<b>\$ 32,269,415</b>	<b>\$ 24,644,911</b>	<b>\$ 4,946,585</b>	<b>\$ 29,591,496</b>	<b>20.1%</b>
<b>OTHER ACTIVITIES: SEPARATE ENTITIES AND AFFILIATED UNITS</b>										
Virginia Commercial Space Flight Authority	\$ 1,028,456	\$ 67,867	\$ 1,096,323	\$ 1,998,921	\$ 60,088	\$ 2,059,009	\$ 1,030,538	\$ 71,205	\$ 1,101,743	6.9%
Virginia Space Grant Consortium	1,868,198	269,024	2,137,222	2,041,055	267,069	2,308,124	2,023,998	232,651	2,256,649	11.5%
Virginia Tidewater Consortium for Higher Education	413,331	32,912	446,243	454,947	36,265	491,212	392,213	31,054	423,267	7.9%
Mid-Atlantic Institute for Space & Technology	17,592	2,639	20,231	86,795	-	86,795	74,233	12	86,245	0.0%
National University Teleconference Network	101,876	-	101,876	38,156	1,526	39,682	38,337	1,533	39,870	4.0%
Association for Consortium Leadership	27,092	1,084	28,176	4,619,874	364,948	4,984,822	3,559,319	336,455	3,895,774	9.5%
<b>OTHER ENTITIES AND AFFILIATED UNITS</b>	<b>\$ 3,456,545</b>	<b>\$ 373,526</b>	<b>\$ 3,830,071</b>	<b>\$ 4,619,874</b>	<b>\$ 364,948</b>	<b>\$ 4,984,822</b>	<b>\$ 3,559,319</b>	<b>\$ 336,455</b>	<b>\$ 3,895,774</b>	<b>9.5%</b>
<b>GRAND TOTAL</b>	<b>\$ 32,279,929</b>	<b>\$ 6,003,123</b>	<b>\$ 38,283,052</b>	<b>\$ 31,410,301</b>	<b>\$ 5,843,936</b>	<b>\$ 37,254,237</b>	<b>\$ 28,204,230</b>	<b>\$ 5,283,040</b>	<b>\$ 33,487,270</b>	<b>18.7%</b>

SSRP= self supporting research program

**SCHEDULE 4**

**Sponsored Program Activity**

**Individual Project Listing**

**Fiscal Year 2005**

**SCHEDULE 4**  
**OLD DOMINION UNIVERSITY RESEARCH FOUNDATION**  
**SPONSORED PROGRAM ACTIVITY BY INDIVIDUAL PROJECT**  
 (MEASURED BY EXPENDITURES INCURRED)  
**FOR FISCAL YEAR 2005**

PROJECT NUMBER	SPONSORING AGENCY	PRINCIPAL INVESTIGATOR / PROJECT DIRECTOR	PROJECT DIRECT COST					PROJECT IDC AND FEES				EFFECTIVE INDIRECT COST RATE	CENTER		
			PERSONNEL AND FRINGE BENEFITS	SUPPLIES, CONTRACTUAL, GENERAL, & TRAVEL	EQUIPMENT	SUBCONTRACTS, CONSTRUCTION, OTHER	TOTAL DIRECT COSTS	REIMBURSED INDIRECT COSTS	TOTAL SPECIAL FEES	TOTAL PROJECT COSTS					
<b>ARTS AND LETTERS</b>															
English															
544501	VA COMMISSION OF THE ARTS	IGLORIA, L.	-	1,000	-	-	-	1,000	-	-	-	-	1,000		
545431	CITY OF NORFOLK	IGLORIA, L.	-	5,000	-	-	-	5,000	-	-	-	-	5,000		
533871	CITY OF NORFOLK	SILBERMAN, B.	-	2,525	-	-	-	2,525	-	-	-	-	2,525		
			-	8,525	-	-	-	8,525	-	-	-	-	8,525		0.00%
Music															
544581	VA COMMISSION OF THE ARTS	KASPAROV, A.	-	2,000	-	-	-	2,000	-	-	-	-	2,000		0.00%
			-	2,000	-	-	-	2,000	-	-	-	-	2,000		0.00%
Political Science and Geography															
540091	GEORGE MASON UNIVERSITY	ALLEN, T.	28,545	5,740	-	623	-	34,908	14,399	-	-	-	49,307		
547341	GEORGE MASON UNIVERSITY	ALLEN, T.	15,130	3,367	-	-	-	18,517	7,777	-	-	-	26,294		
547382	* GEORGE MASON UNIVERSITY	ALLEN, T.	1,809	-	-	-	-	1,609	418	-	-	-	2,027		
			45,284	9,127	-	623	-	55,034	22,594	-	-	-	77,628		41.05%
Sociology and Criminal Justice															
552351	* ODU	GAINY, R.	4,194	268	-	-	-	4,462	447	-	-	-	4,909		
551641	VIRGINIA COMMONWEALTH UNIV.	PAYNE, B.	33,777	5,073	-	2,500	-	41,350	10,101	-	-	-	51,451		
552351	* ODU	PAYNE, B.	4,072	261	-	-	-	4,333	433	-	-	-	4,766		
320841	* NATL SCIENCE FOUNDATION	WHITAKER, I.	1,765	264	-	1,781	-	3,810	162	-	-	-	3,972		
320842	* NATL SCIENCE FOUNDATION	WHITAKER, I.	509	27	-	3,725	-	4,261	43	-	-	-	4,304		
320843	* NATL SCIENCE FOUNDATION	WHITAKER, I.	25	17	-	620	-	662	3	-	-	-	665		
300871	US PUBLIC HEALTH SERVICE	YANG, X.	103,714	38,388	-	86,699	-	228,801	59,683	-	-	-	288,484		
			148,056	44,298	-	95,325	-	287,679	70,872	-	-	-	358,551		24.64%
Communication and Theatre Arts															
544511	VA COMMISSION OF THE ARTS	MARLOFF, M.	-	2,000	-	-	-	2,000	-	-	-	-	2,000		0.00%
			-	2,000	-	-	-	2,000	-	-	-	-	2,000		0.00%
Interdisciplinary Studies															
551541	* ODU	OLANDER, R.	5,011	366	-	-	-	5,377	-	-	-	-	5,377		0.00%
			5,011	366	-	-	-	5,377	-	-	-	-	5,377		0.00%
International Studies															
238012	* NAVY FISC - PHILADELPHIA	GAUBATZ, K.	14,963	14,549	-	-	-	29,512	12,395	-	-	-	41,907		42.00%
			14,963	14,549	-	-	-	29,512	12,395	-	-	-	41,907		42.00%
Women's Studies															
544471	VA DEPARTMENT OF HEALTH	FOGERTY, R.	-	1,934	-	(30)	-	1,904	-	-	-	-	1,904		0.00%
			-	1,934	-	(30)	-	1,904	-	-	-	-	1,904		0.00%

\*Represents split reporting of activity between PI and Co-PIs

**SCHEDULE 4**  
**OLD DOMINION UNIVERSITY RESEARCH FOUNDATION**  
**SPONSORED PROGRAM ACTIVITY BY INDIVIDUAL PROJECT**  
(MEASURED BY EXPENDITURES INCURRED)  
**FOR FISCAL YEAR 2005**

PROJECT NUMBER	SPONSORING AGENCY	PRINCIPAL INVESTIGATOR / PROJECT DIRECTOR	PROJECT DIRECT COST				PROJECT IDC AND FEES				EFFECTIVE INDIRECT COST RATE	CENTER			
			PERSONNEL AND FRINGE BENEFITS	SUPPLIES CONTRACTUAL, GENERAL, & TRAVEL	EQUIPMENT	SUBCONTRACTS, CONSTRUCTION, OTHER	TOTAL DIRECT COSTS	REIMBURSED INDIRECT COSTS	TOTAL SPECIAL FEES	TOTAL PROJECT COSTS					
320847	Social Science Research Center														
	NATL SCIENCE FOUNDATION	CAMARENA, M.	5,628	323	-	-	-	5,951	-	476	-	6,427	SSRC		
533281	ODU	CAMARENA, M.	7,836	207	-	-	-	8,043	-	2,413	-	10,456	SSRC		
544301	ODU	CAMARENA, M.	16,255	2,198	-	-	-	18,453	-	7,750	-	26,203	SSRC		
544581	ODU	CAMARENA, M.	31,604	4,240	-	38,760	-	74,604	-	2,459	-	77,063	SSRC		
544712	CITY OF NORFOLK	CAMARENA, M.	4,552	-	-	305	-	4,857	-	1,069	-	5,926	SSRC		
545451	CITY OF CHESAPEAKE	CAMARENA, M.	1,859	77	-	177	-	2,113	-	887	-	3,000	SSRC		
547121	FAIRFAX COUNTY	CAMARENA, M.	273	-	-	3,589	-	3,862	-	463	-	4,325	SSRC		
550451	ODU	CAMARENA, M.	11,364	620	-	2,721	-	14,705	-	735	-	15,440	SSRC		
551642	VIRGINIA COMMONWEALTH UNIV.	CAMARENA, M.	4,235	1,862	-	-	-	6,097	-	1,585	-	7,682	SSRC		
553211	ODU	CAMARENA, M.	2,408	1,143	-	-	-	3,551	-	178	-	3,729	SSRC		
553271	UNIVERSITY OF KENTUCKY	CAMARENA, M.	20,365	3,587	-	-	-	23,952	-	2,395	-	26,347	SSRC		
751971	HAMPTON ROADS MARITIME ASSOC	CAMARENA, M.	1,721	480	-	1,139	-	3,340	-	1,403	-	4,743	SSRC		
552351	ODU	CAMARENA, M.	-	-	-	-	-	-	-	-	-	-	SSRC		
530062	ODU	HARLOW, J.	-	-	-	7,178	-	7,178	-	1,866	-	9,044	SSRC		
533301	ODU	HARLOW, J.	-	-	-	10,720	-	10,720	-	536	-	11,256	SSRC		
541851	CITY OF PORTSMOUTH	HARLOW, J.	-	-	-	651	-	651	-	97	-	748	SSRC		
544361	ODU	HARLOW, J.	374	-	-	-	-	374	-	37	-	411	SSRC		
544701	ODU	HARLOW, J.	-	-	-	10,569	-	10,569	-	528	-	11,097	SSRC		
547331	ODU	HARLOW, J.	40,108	2,860	-	33,421	-	76,389	-	7,155	-	83,544	SSRC		
547371	ODU	HARLOW, J.	9,988	6,352	-	1,506	-	17,846	-	892	-	18,738	SSRC		
734071	SQUARE ONE INC	HARLOW, J.	-	-	-	4,093	-	4,093	-	614	-	4,707	SSRC		
			158,570	23,949	-	114,829	-	297,348	-	33,538	-	330,886			
	<b>TOTAL ARTS AND LETTERS</b>		<b>\$ 371,884</b>	<b>\$ 106,748</b>	<b>\$ -</b>	<b>\$ 210,747</b>	<b>\$ -</b>	<b>\$ 689,379</b>	<b>\$ 139,399</b>	<b>\$ -</b>	<b>\$ -</b>	<b>\$ 828,778</b>		<b>11.28%</b>	<b>20.22%</b>

\*Represents split reporting of activity between PI and Co-PI's

**SCHEDULE 4**  
**OLD DOMINION UNIVERSITY RESEARCH FOUNDATION**  
**SPONSORED PROGRAM ACTIVITY BY INDIVIDUAL PROJECT**  
(MEASURED BY EXPENDITURES INCURRED)  
**FOR FISCAL YEAR 2005**

PROJECT NUMBER	SPONSORING AGENCY	PRINCIPAL INVESTIGATOR / PROJECT DIRECTOR	PROJECT DIRECT COST				PROJECT IDC AND FEES				EFFECTIVE INDIRECT COST RATE	CENTER		
			PERSONNEL AND FRINGE BENEFITS	SUPPLIES, CONTRACTUAL, GENERAL & TRAVEL	EQUIPMENT	SUBCONTRACTS, CONSTRUCTION, OTHER	TOTAL DIRECT COSTS	REIMBURSED INDIRECT COSTS	TOTAL SPECIAL FEES	TOTAL PROJECT COSTS				
<b>BUSINESS AND PUBLIC ADMINISTRATION</b>														
Bank of America Entrepreneurial Center														
521741	CENTER INNOVATIVE TECHNOLOGY	ACKERMAN, D.	1,875	-	-	13	1,888	-	-	1,888	-	-	1,888	-
572012	PRIVATE SPONSORS	ACKERMAN, D.	960	1,250	-	60,444	62,654	-	-	62,654	-	-	62,654	-
572020	PRIVATE SPONSORS	ACKERMAN, D.	(94)	94	-	-	-	-	-	-	-	-	-	-
572030	PRIVATE SPONSORS	ACKERMAN, D.	3,824	748	-	-	4,572	-	-	4,572	-	-	4,572	-
572040	PRIVATE SPONSORS	ACKERMAN, D.	2,722	1,684	-	-	4,406	-	-	4,406	-	-	4,406	-
740991	PRIVATE SPONSORS	ACKERMAN, D.	11,428	4,383	-	-	15,811	-	-	15,811	-	-	15,811	-
732191	NATIONAL DEFENSE UNIVERSITY	GORANSON, T.	7,802	-	-	-	7,802	-	-	7,802	-	-	7,802	-
			28,517	8,159	-	60,457	97,133	-	-	97,133	-	-	97,133	0.00%
Information Technology & Decision Sciences														
324121	* NATL SCIENCE FOUNDATION	MANN, J.	10,503	383	300	-	11,186	4,028	-	15,214	-	-	15,214	-
			10,503	383	300	-	11,186	4,028	-	15,214	-	-	15,214	36.01%
Business Administration														
740851	OUTSITE NETWORKS	LIU, Y.	-	1,041	-	-	1,041	-	-	1,041	-	-	1,041	-
			-	1,041	-	-	1,041	-	-	1,041	-	-	1,041	0.00%
Economics														
320844	* NATL SCIENCE FOUNDATION	AGARWAL, V.	-	175	-	429	604	(692)	-	(88)	-	-	(88)	-
320845	* NATL SCIENCE FOUNDATION	AGARWAL, V.	1,636	37	-	35,132	36,805	596	-	37,401	-	-	37,401	-
320844	* NATL SCIENCE FOUNDATION	HOFER, M.	-	164	-	404	568	(652)	-	(84)	-	-	(84)	-
320845	* NATL SCIENCE FOUNDATION	HOFER, M.	1,636	37	-	35,132	36,805	596	-	37,401	-	-	37,401	-
762040	ARTHUR POLLIZOS & ASSOC.	SCHWARZ-MILLER, A.	7,062	358	-	-	7,420	742	-	8,162	-	-	8,162	-
			10,334	771	-	71,097	82,202	590	-	82,792	-	-	82,792	0.72%
Urban Studies / Public Administration														
531531	* VA DEPT PROF OCC REG	GIBSON, P.	3,038	1,026	-	-	4,064	1,707	-	5,771	-	-	5,771	-
552571	CITY OF PORTSMOUTH	LEAVITT, B.	6,325	-	-	-	6,325	1,644	-	7,969	-	-	7,969	-
531531	* VA DEPT PROF OCC REG	LOMBARD, J.	3,037	1,026	-	-	4,063	1,706	-	5,769	-	-	5,769	-
			12,400	2,052	-	-	14,452	5,057	-	19,509	-	-	19,509	34.99%
			<b>\$ 61,754</b>	<b>\$ 12,406</b>	<b>\$ 300</b>	<b>\$ 131,554</b>	<b>\$ 206,014</b>	<b>\$ 9,675</b>	<b>\$ -</b>	<b>\$ 215,689</b>	<b>\$ -</b>	<b>\$ -</b>	<b>\$ 215,689</b>	<b>4.70%</b>

**TOTAL BUSINESS AND PUBLIC ADMINISTRATION**

**SCHEDULE 4**  
**OLD DOMINION UNIVERSITY RESEARCH FOUNDATION**  
**SPONSORED PROGRAM ACTIVITY BY INDIVIDUAL PROJECT**  
(MEASURED BY EXPENDITURES INCURRED)  
**FOR FISCAL YEAR 2005**

PROJECT NUMBER	SPONSORING AGENCY	PRINCIPAL INVESTIGATOR / PROJECT DIRECTOR	PROJECT DIRECT COST				PROJECT IDC AND FEES				EFFECTIVE INDIRECT COST RATE	CENTER	
			PERSONNEL AND FRINGE BENEFITS	SUPPLIES, CONTRACTUAL, GENERAL & TRAVEL	EQUIPMENT	SUBCONTRACTS, CONSTRUCTION, OTHER	TOTAL DIRECT COSTS	REIMBURSED INDIRECT COSTS	TOTAL SPECIAL FEES	TOTAL PROJECT COSTS			
<b>EDUCATION</b>													
Dean's Office													
505002	VA DEPT OF EDUCATION	GRAVES, W.	-	174,100	-	-	-	174,100	-	-	-	174,100	
773681	DEWITT WALLACE READERS DIGEST	HEINE, P.	611	6	-	-	-	617	93	-	-	710	
511552	VA DEPT OF EDUCATION	MELO, M.	31,113	55,950	-	-	-	87,063	6,617	-	-	93,680	
550851	VA DEPT OF EDUCATION	MELO, M.	9,625	690	2,051	-	-	12,366	825	-	-	13,191	
551491	ODU	MELO, M.	116,399	1,140	-	-	-	117,539	9,403	-	-	126,942	
			157,748	231,886	2,051	-	-	391,685	16,938	-	-	408,623	4.32%
<b>Educational Curriculum and Instruction</b>													
552371	ODU	AL-HAZZA, T.	13,172	5,892	-	-	-	19,064	1,525	-	-	20,589	
551541	ODU	BUTLER, L.	5,011	366	-	-	-	5,377	-	-	-	5,377	
514211	VIRGINIA COMMONWEALTH UNIV.	FRAZIER, W.	4,762	1,126	-	-	-	5,888	471	-	-	6,359	
551321	ODU	LUCKING, R.	16,566	12,550	-	10,950	-	40,066	2,329	-	-	42,395	
144031	NASA-LANGLEY RESEARCH CENTER	MCAULIFFE, G.	-	306	-	20,774	-	21,080	-	-	-	21,080	
320841	* NATL SCIENCE FOUNDATION	WOLFE, D.	8,237	1,233	-	8,312	-	17,782	758	-	-	18,540	
320842	* NATL SCIENCE FOUNDATION	WOLFE, D.	2,376	127	-	17,381	-	19,884	200	-	-	20,084	
320843	* NATL SCIENCE FOUNDATION	WOLFE, D.	118	78	-	2,893	-	3,089	16	-	-	3,105	
			50,242	21,678	-	60,310	-	132,230	5,299	-	-	137,529	4.01%
<b>Occupational and Technical Studies</b>													
241351	OFFICE OF SECRETARY OF DEFENSE	FREEMAN, M.	141,934	-	-	-	-	141,934	-	-	-	141,934	
320841	* NATL SCIENCE FOUNDATION	NDABI, H.	4,119	616	-	4,156	-	8,891	379	-	-	9,270	
320842	* NATL SCIENCE FOUNDATION	NDABI, H.	1,188	64	-	8,691	-	9,943	100	-	-	10,043	
320843	* NATL SCIENCE FOUNDATION	NDABI, H.	59	39	-	1,446	-	1,544	8	-	-	1,552	
140661	NASA-LANGLEY RESEARCH CENTER	OVERBAUGH, R.	-	1,160	-	15,096	-	16,256	-	-	-	16,256	
			147,300	1,879	-	29,389	-	178,568	487	-	-	179,055	0.27%
<b>Exercise Science, Physical Education and Recreation</b>													
745071	NATL COLLEGIATE ATHLETIC ASSOC	CASE, R.	5,143	39,615	-	(194)	-	44,564	-	-	-	44,564	
753931	NATL COLLEGIATE ATHLETIC ASSOC	CASE, R.	178	4,277	-	-	-	4,455	-	-	-	4,455	
753941	NATL COLLEGIATE ATHLETIC ASSOC	CASE, R.	1,597	3,182	-	-	-	4,779	-	-	-	4,779	
745061	NATL COLLEGIATE ATHLETIC ASSOC	CASE, R.	8,148	39,682	-	(178)	-	47,652	-	-	-	47,652	
742241	AMERICAN DIABETES ASSOCIATION	COLBERG, S.	10,000	2,551	-	37,369	-	49,920	5,633	-	-	55,553	
551561	UNIV OF FLORIDA	GOMEZ, E.	1,602	-	-	-	-	1,602	-	-	-	1,602	
			26,668	89,307	-	36,997	-	152,972	5,633	-	-	158,605	3.68%

\*Represents split reporting of activity between PI and Co-PI's



**SCHEDULE 4**  
**OLD DOMINION UNIVERSITY RESEARCH FOUNDATION**  
**SPONSORED PROGRAM ACTIVITY BY INDIVIDUAL PROJECT**  
 (MEASURED BY EXPENDITURES INCURRED)  
**FOR FISCAL YEAR 2005**

PROJECT NUMBER	SPONSORING AGENCY	PRINCIPAL INVESTIGATOR / PROJECT DIRECTOR	PROJECT DIRECT COST				PROJECT IDC AND FEES				EFFECTIVE INDIRECT COST RATE	CENTER		
			PERSONNEL AND FRINGE BENEFITS	SUPPLIES, CONTRACTUAL, GENERAL, & TRAVEL	EQUIPMENT	SUBCONTRACTS, CONSTRUCTION, OTHER	TOTAL DIRECT COSTS	REIMBURSED INDIRECT COSTS	TOTAL SPECIAL FEES	TOTAL PROJECT COSTS				
530401	Early Childhood, Speech Language Pathology and Special Education	CRISTOL, D.	87,121	51,412	-	100,904	239,437	-	-	239,437	-	-	-	-
531271	NEWPORT NEWS PUBLIC SCHOOLS	GABLE, R.	-	(50)	-	50	-	-	-	-	-	-	-	-
533631	VA DEPT OF EDUCATION	GABLE, R.	33,963	11,573	-	-	45,536	-	-	45,536	3,187	-	48,723	-
541731	ODU	GABLE, R.	19,608	-	-	-	19,608	-	-	19,608	1,569	-	21,177	-
545631	ODU	GABLE, R.	-	3,454	-	-	3,454	-	-	3,454	276	-	3,730	-
545871	ODU	GABLE, R.	531,274	193,415	11,080	-	735,769	-	-	735,769	57,975	-	793,744	-
551851	ODU	GABLE, R.	-	42,500	-	-	42,500	-	-	42,500	3,400	-	45,900	-
551941	ODU	GABLE, R.	58,020	225,214	12,763	-	295,997	-	-	295,997	22,659	-	318,656	-
553371	ODU	GABLE, R.	-	16,535	5,440	-	21,975	-	-	21,975	1,323	-	23,298	-
593554	UNIV OF FLORIDA	RAYMER, A.	19,090	-	-	-	19,090	-	-	19,090	8,018	-	27,108	-
524042	VA DEPT OF EDUCATION	TONELSON, S.	11,325	5,915	-	195,035	195,172	10	-	195,182	10	-	195,182	-
532351	VA DEPT OF EDUCATION	TONELSON, S.	-	-	-	60,851	78,091	-	-	78,091	1,207	-	79,298	-
534231	ODU	TONELSON, S.	95,857	31,162	-	1,330	136,945	-	-	136,945	10,162	-	147,107	-
534232	ODU	TONELSON, S.	654	4,106	-	9,926	14,686	-	-	14,686	381	-	15,067	-
541121	ODU	TONELSON, S.	-	370	5,925	-	6,295	-	-	6,295	30	-	6,325	-
541721	ODU	TONELSON, S.	194,910	-	-	3,287	198,197	-	-	198,197	15,593	-	213,790	-
547441	ODU	TONELSON, S.	-	13,611	-	-	13,611	-	-	13,611	844	-	14,455	-
547442	ODU	TONELSON, S.	439	10,111	-	161,300	171,850	-	-	171,850	1,089	-	172,939	-
552281	ODU	TONELSON, S.	1,531	488	-	4,223	6,242	-	-	6,242	844	-	7,086	-
541291	UNIV OF FLORIDA	WATSON, S.	4,194	727	-	-	4,921	-	-	4,921	1,280	-	6,201	-
552441	UNIV OF SOUTH FLORIDA	WATSON, S.	1,057,986	610,680	35,208	536,906	2,240,780	-	-	2,240,780	129,003	-	2,369,783	-
721421	Educational Leadership & Counseling	NUNNERY, J.	-	1,000	-	(1)	999	-	-	999	150	-	1,149	-
550401	DEWITT WALLACE READERS DIGEST	NUNNERY, JOHN	14,857	-	-	1	14,858	-	-	14,858	6,240	-	21,098	-
550143	UNIV OF MEMPHIS	OWINGS, W.	3,968	5,922	-	-	9,890	-	-	9,890	-	-	9,890	-
550911	VA DEPT OF EDUCATION	OWINGS, W.	82,450	14,991	10,167	-	107,608	-	-	107,608	7,795	-	115,403	-
			101,275	21,913	10,167	-	133,355	-	-	133,355	14,185	-	147,540	-
	<b>EDUCATION TOTAL</b>		<b>\$ 1,541,219</b>	<b>\$ 977,343</b>	<b>\$ 47,426</b>	<b>\$ 663,602</b>	<b>\$ 3,229,590</b>	<b>\$ 171,545</b>	<b>\$ -</b>	<b>\$ 3,401,135</b>	<b>\$ -</b>	<b>\$ -</b>	<b>\$ 3,401,135</b>	<b>5.76%</b>

\*Represents split reporting of activity between PI and Co-PIs

**SCHEDULE 4**  
**OLD DOMINION UNIVERSITY RESEARCH FOUNDATION**  
**SPONSORED PROGRAM ACTIVITY BY INDIVIDUAL PROJECT**  
 (MEASURED BY EXPENDITURES INCURRED)  
**FOR FISCAL YEAR 2005**

PROJECT NUMBER	SPONSORING AGENCY	PRINCIPAL INVESTIGATOR / PROJECT DIRECTOR	PROJECT DIRECT COST				PROJECT IDC AND FEES				EFFECTIVE INDIRECT COST RATE	CENTER		
			PERSONNEL AND FRINGE BENEFITS	SUPPLIES, CONTRACTUAL, GENERAL, & TRAVEL	EQUIPMENT	SUBCONTRACTS, CONSTRUCTION, OTHER	TOTAL DIRECT COSTS	REIMBURSED INDIRECT COSTS	TOTAL SPECIAL FEES	TOTAL PROJECT COSTS				
<b>ENGINEERING AND TECHNOLOGY</b>														
Dean's Office														
552511	ODU	BAYSAL, O.	78,856	56,759	-	3,465	139,080	-	-	139,080	-	-	-	-
750151	GENERAL COMMAND OF GANDARME	BAYSAL, O.	-	-	-	13,400	13,400	-	-	13,400	-	-	13,400	0.00%
<b>Civil and Environmental Engineering</b>														
334881	* NATL SCIENCE FOUNDATION	AKAN, A.	10,236	1,312	-	-	11,548	4,850	-	16,398	-	-	-	-
330151	NATL SCIENCE FOUNDATION	HARRELL, L.	40,997	2,738	-	6,160	49,895	18,369	-	68,264	-	-	-	-
111841	NASA-LANGLEY RESEARCH CENTER	NGUYEN, D.	3,192	(1,054)	-	-	2,138	566	-	2,694	-	-	-	-
554111	TOWN OF FARMVILLE, VA	SCHAFFRAN, G.	1,852	801	-	-	2,653	1,114	-	3,767	-	-	-	-
554112	PRINCE EDWARD COUNTY, VA	SCHAFFRAN, G.	1,852	801	-	-	2,653	1,114	-	3,767	-	-	-	-
754711	PARSONS BRINCKERHOFF, INC.	SCHAFFRAN, G.	-	279	-	-	279	117	-	396	-	-	-	-
544811	VA TRANSPORTATION RESEARCH COU	YOON, J.	42,860	9,726	4,438	-	57,024	22,087	-	79,111	-	-	-	-
550461	VA TRANSPORTATION RESEARCH COU	YOON, J.	5,596	21	-	-	5,617	2,359	-	7,976	-	-	-	-
			106,585	14,624	4,438	6,160	131,807	50,566	-	182,373	-	-	-	38.36%

\*Represents split reporting of activity between PI and Co-PIs



**SCHEDULE 4**  
**OLD DOMINION UNIVERSITY RESEARCH FOUNDATION**  
**SPONSORED PROGRAM ACTIVITY BY INDIVIDUAL PROJECT**  
 (MEASURED BY EXPENDITURES INCURRED)  
**FOR FISCAL YEAR 2005**

PROJECT NUMBER	SPONSORING AGENCY	PRINCIPAL INVESTIGATOR / PROJECT DIRECTOR	PROJECT DIRECT COST					PROJECT IDC AND FEES				EFFECTIVE INDIRECT COST RATE	CENTER	
			PERSONNEL AND FRINGE BENEFITS	SUPPLIES, CONTRACTUAL, GENERAL, & TRAVEL	EQUIPMENT	SUBCONTRACTS, CONSTRUCTION, OTHER	TOTAL DIRECT COSTS	REIMBURSED INDIRECT COSTS	TOTAL SPECIAL FEES	TOTAL PROJECT COSTS				
123191	NASA-LANGLEY RESEARCH CENTER	ALBIN, S.	39,921	12,524	-	-	52,445	13,636	-	66,081	-	-	66,081	
723521	* VA MICROELECTRONICS CONSORTIUM	ALBIN, S.	1,934	-	-	1	1,935	-	-	1,935	-	-	1,935	TAC
534819	CENTER INNOVATIVE TECHNOLOGY	ASARI, V.	8,239	1,685	-	-	9,924	-	-	9,924	-	-	9,924	TAC
534820	VISION INNOVATIONS CORPORATION	ASARI, V.	4,360	-	-	-	4,360	1,831	-	6,191	-	-	6,191	TAC
534821	CENTER INNOVATIVE TECHNOLOGY	ASARI, V.	6,034	2,290	-	-	8,324	-	-	8,324	-	-	8,324	TAC
534822	VISION INNOVATIONS CORPORATION	ASARI, V.	5,599	-	-	-	5,599	2,352	-	7,951	-	-	7,951	TAC
324451	NAVY ENGR LOGISTICS OFFICE	ASARI, V.	30,714	1,792	-	-	32,506	13,652	-	46,158	-	-	46,158	
744711	VERIZON	DHARAMSI, A.	110	4,390	-	-	4,500	-	-	4,500	-	-	4,500	
132521	NASA-LANGLEY RESEARCH CENTER	ELSAIED-ALI, H.	-	-	-	5,526	5,526	-	-	5,526	-	-	5,526	
132522	NASA-LANGLEY RESEARCH CENTER	ELSAIED-ALI, H.	-	-	-	16,045	16,045	-	-	16,045	-	-	16,045	
142711	NASA-LANGLEY RESEARCH CENTER	ELSAIED-ALI, H.	-	2,169	-	-	21,697	-	-	21,697	-	-	21,697	
301391	NATL SCIENCE FOUNDATION	ELSAIED-ALI, H.	1,145	-	-	-	1,145	481	-	1,626	-	-	1,626	
312811	NATL SCIENCE FOUNDATION	ELSAIED-ALI, H.	22,812	-	8,463	-	31,275	9,581	-	40,856	-	-	40,856	
363412	US DEPT OF ENERGY	ELSAIED-ALI, H.	66,583	4,608	14,572	-	85,763	29,900	-	115,663	-	-	115,663	
734083	NATIONAL INSTITUTE FOR AEROSPACE	ELSAIED-ALI, H.	17,745	-	-	21,000	17,745	4,614	-	22,359	-	-	22,359	
144421	NASA-LANGLEY RESEARCH CENTER	GONZALEZ, O.	-	2,526	-	-	23,526	-	-	23,526	-	-	23,526	
132161	* NASA-LANGLEY RESEARCH CENTER	GONZALEZ, O.	32,068	1,548	-	-	33,616	8,740	-	42,356	-	-	42,356	
140414	* NASA-LANGLEY RESEARCH CENTER	GONZALEZ, O.	39,865	1,952	-	-	41,817	10,873	-	52,690	-	-	52,690	
321761	* NATL SCIENCE FOUNDATION	GONZALEZ, O.	7,082	-	-	-	7,082	2,974	-	10,056	-	-	10,056	
132161	* NASA-LANGLEY RESEARCH CENTER	GRAY, W.	32,068	1,547	-	-	33,615	8,740	-	42,355	-	-	42,355	
140414	* NASA-LANGLEY RESEARCH CENTER	GRAY, W.	39,865	1,952	-	-	41,817	10,872	-	52,689	-	-	52,689	
321761	* NATL SCIENCE FOUNDATION	GRAY, W.	7,083	-	-	-	7,083	2,975	-	10,058	-	-	10,058	
745171	CALABAZAS CREEK RESEARCH	JOSHI, R.	14,920	-	-	-	14,920	6,266	-	21,186	-	-	21,186	
214981	* AIR FORCE OFFICE SCI RES	JOSHI, R.	36,051	1,687	-	3,879	41,627	17,504	-	59,131	-	-	59,131	
733971	* LOYOLA ENTERPRISES	LEATHRUM, J.	3,980	-	-	-	3,980	1,671	-	5,651	-	-	5,651	
733972	* LOYOLA ENTERPRISES	LEATHRUM, J.	53,198	-	-	-	53,198	22,343	-	75,541	-	-	75,541	
232631	* AIR FORCE OFFICE SCI RES	MCKENZIE, F.	48,399	8,583	-	16,196	73,178	26,033	-	99,211	-	-	99,211	
247571	* ARMY MED RES COMMAND	MCKENZIE, F.	9,940	79	-	11,661	21,680	2,168	-	23,848	-	-	23,848	
334881	* NATL SCIENCE FOUNDATION	MCKENZIE, F.	4,094	525	-	-	4,619	1,940	-	6,559	-	-	6,559	
540171	* EASTERN VIRGINIA MED. SCHOOL	MCKENZIE, F.	17,642	4,494	-	-	22,136	2,214	-	24,350	-	-	24,350	
110981	NASA-LANGLEY RESEARCH CENTER	VAHALA, L.	12,860	3,929	-	13,903	32,280	4,778	-	37,058	-	-	37,058	
132851	NASA-LANGLEY RESEARCH CENTER	VAHALA, L.	6,851	551	-	20,223	24,152	-	-	24,152	-	-	24,152	
133911	NASA-LANGLEY RESEARCH CENTER	VAHALA, L.	9,742	2,799	-	-	12,541	1,925	-	14,466	-	-	14,466	
142931	NASA-LANGLEY RESEARCH CENTER	VAHALA, L.	9,742	2,799	-	-	12,541	3,261	-	15,802	-	-	15,802	
142951	NASA-LANGLEY RESEARCH CENTER	VAHALA, L.	2,079	2,079	-	22,300	24,379	-	-	24,379	-	-	24,379	
240194	AIR FORCE OFFICE SCI RES	VAHALA, L.	1,208	3,690	-	22,792	24,000	4,297	-	28,297	-	-	28,297	
251531	AIR FORCE RESEARCH LABORATORY	VAHALA, L.	6,541	3,690	-	-	10,231	14,528	-	24,759	-	-	24,759	
351161	US DEPT OF ENERGY	VAHALA, L.	15,007	-	-	-	15,007	-	-	15,007	-	-	15,007	
351471	US DEPT OF ENERGY	VAHALA, L.	1,520	1,520	-	-	3,040	638	-	3,678	-	-	3,678	
103222	NASA-LANGLEY RESEARCH CENTER	VAHALA, L.	9,921	5,281	-	-	15,202	2,579	-	17,781	-	-	17,781	
301381	US DEPT OF EDUCATION	ZAHORIAN, S.	-	-	(1,272)	-	23,536	-	-	23,536	-	-	23,536	
392811	NATL SCIENCE FOUNDATION	ZAHORIAN, S.	4,676	775	-	-	5,451	2,289	-	7,740	-	-	7,740	
322311	* NATL SCIENCE FOUNDATION	ZAHORIAN, S.	1,686	313	1,845	-	3,844	839	-	4,683	-	-	4,683	
322661	* NATL SCIENCE FOUNDATION	ZAHORIAN, S.	1,885	-	-	86,430	88,315	-	-	88,315	-	-	88,315	
334881	* NATL SCIENCE FOUNDATION	ZAHORIAN, S.	8,189	1,049	-	-	9,238	3,880	-	13,118	-	-	13,118	
723521	* VA MICROELECTRONICS CONSORTIUM	ZAHORIAN, S.	1,934	-	-	1	1,935	-	-	1,935	-	-	1,935	
			620,832	92,983	23,608	326,375	1,063,798	225,846	-	1,289,644	-	-	1,289,644	21.23%

**SCHEDULE 4**  
**OLD DOMINION UNIVERSITY RESEARCH FOUNDATION**  
**SPONSORED PROGRAM ACTIVITY BY INDIVIDUAL PROJECT**  
 (MEASURED BY EXPENDITURES INCURRED)  
**FOR FISCAL YEAR 2005**

PROJECT NUMBER	SPONSORING AGENCY	PRINCIPAL INVESTIGATOR / PROJECT DIRECTOR	PROJECT DIRECT COST				PROJECT IDC AND FEES				EFFECTIVE INDIRECT COST RATE	CENTER	
			PERSONNEL AND FRINGE BENEFITS	SUPPLIES CONTRACTUAL, GENERAL, & TRAVEL	EQUIPMENT	SUBCONTRACTS, CONSTRUCTION, OTHER	TOTAL DIRECT COSTS	REIMBURSED INDIRECT COSTS	TOTAL SPECIAL FEES	TOTAL PROJECT COSTS			
<b>Mechanical Engineering</b>													
334881	NATL SCIENCE FOUNDATION	BAWAB, S.	4,094	525	-	-	4,619	1,940	-	6,559	-	6,559	
334881	NATL SCIENCE FOUNDATION	CHATURVEDI, S.	14,331	1,836	-	-	16,167	6,790	-	22,957	-	22,957	
750611	CATERPILLAR, INC.	DEMUREN, A.	6,926	1,397	6,938	-	15,261	3,496	-	18,757	-	18,757	TAC
534805	CENTER INNOVATIVE TECHNOLOGY	HOU, G.	8,353	-	-	-	8,353	-	-	8,353	-	8,353	TAC
534806	NOVA CHEMICALS INC	HOU, G.	12,873	49	-	-	12,922	3,360	-	16,282	-	16,282	TAC
534813	CENTER INNOVATIVE TECHNOLOGY	HOU, G.	1,747	91	-	-	1,838	-	-	1,838	-	1,838	TAC
534814	SWIMWAYS CORPORATION	HOU, G.	1,115	-	-	-	1,115	290	-	1,405	-	1,405	TAC
112621	NASA-LANGLEY RESEARCH CENTER	HOU, G.	7,376	-	-	-	7,376	1,919	-	9,295	-	9,295	TAC
124991	NASA-LANGLEY RESEARCH CENTER	HUANG, J.	-	-	-	(1,500)	(1,500)	-	-	(1,500)	-	(1,500)	
131941	NASA-LANGLEY RESEARCH CENTER	TIWARI, S.	103,794	8,812	-	8,933	121,539	29,278	-	150,817	-	150,817	
131941	NASA-LANGLEY RESEARCH CENTER	TIWARI, S.	23,221	6,396	-	16,423	46,040	7,701	-	53,741	-	53,741	
132501	NASA-LANGLEY RESEARCH CENTER	TIWARI, S.	24,546	183	-	357,150	381,879	12,930	-	394,809	-	394,809	
714773	VIGYAN, INC	TIWARI, S.	39,151	10,066	-	-	49,217	12,797	-	62,014	-	62,014	
333191	NATL SCIENCE FOUNDATION	WILLIAMSON, K.	13,481	4,933	-	-	18,414	7,734	-	26,148	-	26,148	
333192	NATL SCIENCE FOUNDATION	WILLIAMSON, K.	-	-	-	1,200	1,200	300	-	1,500	-	1,500	
320841	NATL SCIENCE FOUNDATION	WILLIAMSON, K.	22,356	3,348	-	22,561	48,265	2,056	-	50,321	-	50,321	
320842	NATL SCIENCE FOUNDATION	WILLIAMSON, K.	6,448	344	-	47,176	53,968	544	-	54,512	-	54,512	
320843	NATL SCIENCE FOUNDATION	WILLIAMSON, K.	322	213	-	7,853	8,388	42	-	8,430	-	8,430	
320844	NATL SCIENCE FOUNDATION	WILLIAMSON, K.	688	688	-	1,689	2,377	(2,728)	-	(351)	-	(351)	
320845	NATL SCIENCE FOUNDATION	WILLIAMSON, K.	2,181	50	-	46,844	49,075	795	-	49,870	-	49,870	
			292,315	38,931	6,938	508,329	846,513	89,244	-	935,757	-	935,757	10.54%
<b>Engineering Technology</b>													
534823	CENTER INNOVATIVE TECHNOLOGY	CONSIDINE, C.	652	5,845	-	-	6,497	-	-	6,497	-	6,497	TAC
534824	ENGINEERING AND ENVIRONMENT	CONSIDINE, C.	5,131	-	-	-	5,131	1,334	-	6,465	-	6,465	TAC
234211	ADVANCED TECHNOLOGY INST	CONSIDINE, C.	875	525	-	-	1,400	364	-	1,764	-	1,764	
547382	GEORGE MASON UNIVERSITY	DAHMAN, N.	1,608	-	-	-	1,608	418	-	2,026	-	2,026	
533771	VA DEPT MINES, MINERAL & ENERGY	DEAN, A.	4,134	188	-	-	4,322	1,124	-	5,446	-	5,446	
552081	VA DEPT MINES, MINERAL & ENERGY	DEAN, A.	1,000	22	-	-	1,022	266	-	1,288	-	1,288	
733451	N VIEW	DEAN, A.	-	-	-	1,519	1,519	395	-	1,914	-	1,914	
534834	SMITH, HAZEL	FLORY, I.	-	36	-	480	516	15	-	531	-	531	TAC
533771	VA DEPT MINES, MINERAL & ENERGY	FLORY, I.	7,234	330	-	-	7,564	1,967	-	9,531	-	9,531	
552081	VA DEPT MINES, MINERAL & ENERGY	FLORY, I.	999	22	-	-	1,021	265	-	1,286	-	1,286	
733451	N VIEW	KAUFMANN, P.	-	-	-	1,520	1,520	395	-	1,915	-	1,915	
533771	VA DEPT MINES, MINERAL & ENERGY	MOHIELDIN, T.	7,233	330	-	-	7,563	1,966	-	9,529	-	9,529	
734941	GREEN VIRGINIA ETHANOL PROJECT	PETERSON, W.	-	-	-	8,259	8,259	826	-	9,085	-	9,085	
334211	ADVANCED TECHNOLOGY INST	VERMA, A.	42,877	25,722	-	-	68,599	17,836	-	86,435	-	86,435	TAC
344521	NATL SCIENCE FOUNDATION	ZHOU, G.	7,752	6,819	-	-	14,571	6,120	-	20,691	-	20,691	
352271	NATL SCIENCE FOUNDATION	ZHOU, G.	1,805	-	-	-	1,805	758	-	2,563	-	2,563	
			81,300	39,839	-	11,778	132,917	34,049	-	166,966	-	166,966	25.62%

\*Represents split reporting of activity between PI and Co-PIs

**SCHEDULE 4**  
**OLD DOMINION UNIVERSITY RESEARCH FOUNDATION**  
**SPONSORED PROGRAM ACTIVITY BY INDIVIDUAL PROJECT**  
 (MEASURED BY EXPENDITURES INCURRED)  
**FOR FISCAL YEAR 2005**

PROJECT NUMBER	SPONSORING AGENCY	PRINCIPAL INVESTIGATOR / PROJECT DIRECTOR	PROJECT DIRECT COST					PROJECT IDC AND FEES			EFFECTIVE INDIRECT COST RATE	CENTER	
			PERSONNEL AND FRINGE BENEFITS	SUPPLIES, CONTRACTUAL, GENERAL, & TRAVEL	EQUIPMENT	SUBCONTRACTS, CONSTRUCTION, OTHER	TOTAL DIRECT COSTS	REIMBURSED INDIRECT COSTS	TOTAL SPECIAL FEES	TOTAL PROJECT COSTS			
<b>Engineering Management</b>													
733711	CONCURRENT TECHNOLOGIES CORP	KEATING, C.	21,748	1,264	-	-	23,012	9,665	-	32,677	-	32,677	TAC
734321	CONCURRENT TECHNOLOGIES CORP	KEATING, C.	-	(114)	-	-	(114)	(1,765)	-	(1,879)	-	(1,879)	TAC
247591	* NAVAIR TRAIN SYSTEM DIV	KEATING, C.	88,952	12,004	-	48,896	149,852	47,652	-	197,504	-	197,504	TAC
531141	* VA PORT AUTHORITY	KEATING, C.	-	5,927	-	5,029	10,956	1,307	-	12,263	-	12,263	TAC
733712	* CONCURRENT TECHNOLOGIES CORP	KEATING, C.	168,972	5,927	-	-	174,899	73,458	-	248,357	-	248,357	TAC
741191	* SENTRA HOSPITALS	MUN, N.	-	343	-	-	343	219	-	562	-	562	TAC
741191	* SENTRA HOSPITALS	RABADI, A.	-	343	-	-	343	219	-	562	-	562	TAC
140453	NASA-LANGLEY RESEARCH CENTER	RABADI, G.	17,575	5,431	2,791	-	25,797	5,982	-	31,779	-	31,779	TAC
531141	* VA PORT AUTHORITY	ROGERS, R.	-	-	-	5,029	5,029	1,308	-	6,337	-	6,337	TAC
733712	* CONCURRENT TECHNOLOGIES CORP	SOUSA-POZA, A.	42,243	1,482	-	-	43,725	18,364	-	62,089	-	62,089	TAC
124161	NASA-LANGLEY RESEARCH CENTER	UNAL, R.	210	-	-	-	210	-	-	210	-	210	TAC
151341	NASA-LANGLEY RESEARCH CENTER	UNAL, R.	2,999	-	-	-	2,999	780	-	3,779	-	3,779	TAC
			342,699	26,794	2,791	59,840	432,124	157,189	-	589,313	-	589,313	36.38%
<b>TAC: Technology Applications Center</b>													
524783	AMADAS INDUSTRIES	CORY, M.	-	-	-	1,264	1,264	-	-	2,014	-	2,014	TAC
534827	CENTER INNOVATIVE TECHNOLOGY	LANDMAN, D.	-	2,600	-	-	2,600	-	-	2,600	-	2,600	TAC
534801	CENTER INNOVATIVE TECHNOLOGY	LAPLACA, J.	-	934	-	-	934	-	-	934	-	934	TAC
534802	SELF DEFENSE TECHNOLOGIES	LAPLACA, J.	10,100	414	-	-	10,514	4,416	-	14,930	-	14,930	TAC
534816	TIMOTHY ROTHGEB	LAPLACA, J.	51	-	-	-	51	-	-	51	-	51	TAC
534818	MR. & MRS. LOUIS DRAKE MR. R H	LAPLACA, J.	1,314	-	-	-	1,314	552	-	1,866	-	1,866	TAC
534836	TAYLOR, V. / KOTARIDES, C	LAPLACA, J.	218	-	-	-	218	92	-	310	-	310	TAC
534837	CENTER INNOVATIVE TECHNOLOGY	LAPLACA, J.	-	-	-	1,150	1,150	-	-	1,150	-	1,150	TAC
534838	WHEELER, DAVID	LAPLACA, J.	-	-	-	1,050	1,050	441	-	1,491	-	1,491	TAC
541836	CITY OF NORFOLK	LAPLACA, J.	51	-	-	-	51	-	-	51	-	51	TAC
533771	* VA DEPT MINES, MINERAL & ENERGY	LAPLACA, J.	2,067	94	-	-	2,161	562	-	2,723	-	2,723	TAC
534811	CENTER INNOVATIVE TECHNOLOGY	LAPLACA, J.	1,533	-	-	-	1,533	-	-	1,533	-	1,533	TAC
534781	CENTER INNOVATIVE TECHNOLOGY	ROBERTSON, J.	2,182	85	-	-	2,267	-	-	2,267	-	2,267	TAC
534809	CENTER INNOVATIVE TECHNOLOGY	ROBERTSON, J.	-	-	-	1,999	1,999	-	-	1,999	-	1,999	TAC
534810	COMMONWEALTH SUPPLY	ROBERTSON, J.	-	-	-	1,000	1,000	-	-	1,000	-	1,000	TAC
541835	CITY OF NORFOLK	ROBERTSON, J.	57,817	2,761	-	-	60,578	-	-	60,578	-	60,578	TAC
544781	CENTER INNOVATIVE TECHNOLOGY	ROBERTSON, J.	3,245	-	-	-	3,245	-	-	3,245	-	3,245	TAC
740582	A. L. PHILPOTT MANUFACTURING	ROBERTSON, J.	43,806	-	-	-	43,806	-	-	43,806	-	43,806	TAC
740583	A. L. PHILPOTT MANUFACTURING	ROBERTSON, J.	122,384	6,888	-	7,463	136,735	6,063	750	143,548	-	143,548	4.98%

\*Represents split reporting of activity between PI and Co-PI's

**SCHEDULE 4**  
**OLD DOMINION UNIVERSITY RESEARCH FOUNDATION**  
**SPONSORED PROGRAM ACTIVITY BY INDIVIDUAL PROJECT**  
 (MEASURED BY EXPENDITURES INCURRED)  
**FOR FISCAL YEAR 2005**

PROJECT NUMBER	SPONSORING AGENCY	PRINCIPAL INVESTIGATOR / PROJECT DIRECTOR	PROJECT DIRECT COST					PROJECT IDC AND FEES					EFFECTIVE INDIRECT COST RATE	CENTER	
			PERSONNEL AND FRINGE BENEFITS	SUPPLIES CONTRACTUAL, GENERAL, & TRAVEL	EQUIPMENT	SUBCONTRACTS, CONSTRUCTION, OTHER	TOTAL DIRECT COSTS	REIMBURSED INDIRECT COSTS	TOTAL SPECIAL FEES	TOTAL PROJECT COSTS					
<b>Aerospace Engineering</b>															
752661	INNOVATIVE BUSINESS SOLUTIONS	ASH, R.	3,031	4,597	-	-	7,628	-	-	-	-	7,628	-	7,628	
100121	NASA-LANGLEY RESEARCH CENTER	BRITCHER, C.	106,973	11,013	12,321	-	130,307	30,676	-	-	-	160,983	-	160,983	
100122	NASA-LANGLEY RESEARCH CENTER	BRITCHER, C.	26,413	-	-	3,163	29,576	2,641	-	-	-	32,217	-	32,217	
254181	OFFICE OF NAVAL RESEARCH	BRITCHER, C.	1,080	-	-	-	1,080	281	-	-	-	1,361	-	1,361	
747541	BEHR AMERICA INC	BRITCHER, C.	7,434	8,182	-	3,542	19,158	4,982	-	-	-	24,140	-	24,140	TAC
741461	EAGLE AERONAUTICS	KANDIL, O.	19,089	-	-	102	19,191	4,989	-	-	-	24,180	-	24,180	
150261	NASA-LANGLEY RESEARCH CENTER	KANDIL, O.	11,710	-	-	-	11,710	3,045	-	-	-	14,755	-	14,755	
150891	NASA-LANGLEY RESEARCH CENTER	NASA-LANGLEY RESEARCH CENTER	28,902	143	-	-	29,045	7,552	-	-	-	36,597	-	36,597	
151441	NASA-LANGLEY RESEARCH CENTER	LANDMAN, D.	-	126,000	-	-	126,000	-	-	-	-	126,000	-	126,000	LFST
534828	ACRYLIFE, INC.	LANDMAN, D.	-	2,400	-	-	2,400	240	-	-	-	2,640	-	2,640	TAC
551421	FLORIDA STATE UNIVERSITY	LANDMAN, D.	12,821	-	-	-	12,821	3,333	-	-	-	16,154	-	16,154	
744891	ATHERN TECHNOLOGIES INC.	NEWMAN, B.	45,571	4,143	-	2,161	51,875	20,880	-	-	-	72,755	-	72,755	
754801	VIRGINIA SATSLAB, INC.	NEWMAN, B.	-	1,585	-	-	1,585	666	-	-	-	2,251	-	2,251	
			263,024	158,063	12,321	8,968	442,376	79,285	-	-	-	521,661	-	521,661	17.92%
<b>Aerospace Engineering - SSRP</b>															
533381	UNIVERSITY OF TENNESSEE	EIDSON, T.	1,330	-	-	-	1,330	559	-	-	-	1,889	-	1,889	SSRP
332891	JER PROPULSION LABORATORY	MIKULAS, M.	43,289	-	-	-	43,289	11,255	-	-	-	54,544	-	54,544	SSRP
			44,619	-	-	-	44,619	11,814	-	-	-	56,433	-	56,433	26.48%
<b>ARC: Applied Research Center</b>															
122241	NASA-LANGLEY RESEARCH CENTER	ELSAYED-ALI, H.	8,301	-	-	-	8,301	2,158	-	-	-	10,459	-	10,459	ARC
314848	SOUTHEASTERN UNIV RESE ASSOC	ELSAYED-ALI, H.	10,585	919	-	-	11,504	-	-	-	-	11,504	-	11,504	ARC
132111	NASA-LANGLEY RESEARCH CENTER	FAMILANT, H.	36,676	5,341	-	-	42,017	10,925	-	-	-	52,942	-	52,942	ARC
111502	NASA-LANGLEY RESEARCH CENTER	GUPTA, M.	3,759	-	-	-	3,759	977	-	-	-	4,736	-	4,736	ARC
132661	NASA-LANGLEY RESEARCH CENTER	GUPTA, M.	25,278	1,354	-	-	26,632	-	-	-	-	26,632	-	26,632	ARC
293051	ARMY RESEARCH OFFICE	GUPTA, M.	120,414	7,669	-	-	128,083	53,795	-	-	-	181,878	-	181,878	ARC
311121	NATL SCIENCE FOUNDATION	GUPTA, M.	-	910	-	-	910	382	-	-	-	1,292	-	1,292	ARC
314841	NATL SCIENCE FOUNDATION	GUPTA, M.	36,054	6,473	-	-	42,527	-	-	-	-	42,527	-	42,527	ARC
314849	LAM INDUSTRY MEMBERSHIPS	GUPTA, M.	127,271	1,943	-	-	129,214	-	-	-	-	129,214	-	129,214	ARC
334841	NATL SCIENCE FOUNDATION	GUPTA, M.	29,918	3,191	2,520	-	35,629	13,906	-	-	-	49,535	-	49,535	ARC
734131	SIEMENS AUTOMOTIVE INC.	GUPTA, M.	11,387	14,220	-	-	25,607	10,755	-	-	-	36,362	-	36,362	ARC
742431	PHILLIP MORRIS	GUPTA, M.	7,680	5,775	-	-	13,455	5,651	-	-	-	19,106	-	19,106	ARC
745261	RWE SCHOTT SOLAR INC	GUPTA, M.	14,799	-	-	928	15,727	6,606	-	-	-	22,333	-	22,333	ARC
747111	NORTHROP GRUMMAN	GUPTA, M.	25,267	430	-	4,303	30,000	4,213	-	-	-	34,213	-	34,213	ARC
750341	INVISTA	GUPTA, M.	-	-	-	10,030	10,030	-	-	-	-	10,030	-	10,030	ARC
752071	NORTHROP GRUMMAN	GUPTA, M.	9,966	-	-	598	10,564	4,437	-	-	-	15,001	-	15,001	ARC
			467,355	48,225	2,520	15,859	533,959	113,805	-	-	-	647,764	-	647,764	21.31%



**SCHEDULE 4**  
**OLD DOMINION UNIVERSITY RESEARCH FOUNDATION**  
**SPONSORED PROGRAM ACTIVITY BY INDIVIDUAL PROJECT**  
 (MEASURED BY EXPENDITURES INCURRED)  
**FOR FISCAL YEAR 2005**

PROJECT NUMBER	SPONSORING AGENCY	PRINCIPAL INVESTIGATOR / PROJECT DIRECTOR	PROJECT DIRECT COST										PROJECT IDC AND FEES			EFFECTIVE INDIRECT COST RATE	CENTER
			PERSONNEL AND FRINGE BENEFITS	SUPPLIES, CONTRACTUAL, GENERAL, & TRAVEL	EQUIPMENT	SUBCONTRACTS, CONSTRUCTION, OTHER	TOTAL DIRECT COSTS	REIMBURSED INDIRECT COSTS	TOTAL SPECIAL FEES	TOTAL PROJECT COSTS							
234861	NAVAL SEA SYSTEMS COMMAND	DRYER, D.	-	298	-	1,216	1,514	636	-	2,150	-	-	2,150	-	-	VMASC	
238013	NAVY FISC - PHILADELPHIA	DRYER, D.	87,493	-	-	-	87,493	36,747	-	124,240	-	-	124,240	-	-	VMASC	
314921	NATL. SCIENCE FOUNDATION	DRYER, D.	1,925	-	-	-	1,925	501	-	2,426	-	-	2,426	-	-	VMASC	
737002	COMPUTER SCIENCE CORP.	DRYER, D.	25,928	(642)	-	15,168	40,454	16,991	-	57,445	-	-	57,445	-	-	VMASC	
751191	C2 TECHNOLOGIES, INC.	DRYER, D.	49,510	2,769	-	-	52,279	21,957	-	74,236	-	-	74,236	-	-	VMASC	
238014	NAVY FISC - PHILADELPHIA	GASKINS, R.	5,724	1,595	-	-	7,319	3,074	-	10,393	-	-	10,393	-	-	VMASC	
753721	WERNER ANDERSON, INC.	GASKINS, R.	2,435	-	-	734	3,169	1,331	-	4,500	-	-	4,500	-	-	VMASC	
753722	WERNER ANDERSON, INC.	GASKINS, R.	4,237	-	-	-	4,237	1,779	-	6,016	-	-	6,016	-	-	VMASC	
295046	NAVY FISC - PHILADELPHIA	GROSEL, J.	-	(145)	-	-	(145)	(37)	-	(182)	-	-	(182)	-	-	VMASC	
230841	TRADOC COMMAND	LEATHRUM, J.	-	-	-	27	27	7	-	34	-	-	34	-	-	VMASC	
733971	* LOYOLA ENTERPRISES	LEATHRUM, J.	3,980	-	-	-	3,980	1,672	-	5,652	-	-	5,652	-	-	VMASC	
733972	* LOYOLA ENTERPRISES	LEATHRUM, J.	53,198	-	-	-	53,198	22,343	-	75,541	-	-	75,541	-	-	VMASC	
200500	US JOINT FORCES COMMAND	LOFTIN, B.	90,827	-	-	-	90,827	3,500	-	94,327	-	-	94,327	-	-	VMASC	
209501	US JOINT FORCES COMMAND	LOFTIN, B.	126,066	-	-	-	126,066	4,500	-	130,566	-	-	130,566	-	-	VMASC	
224501	ARMY MED RES COMMAND	LOFTIN, B.	3,739	-	-	11,127	16,376	-	-	16,376	-	-	16,376	-	-	VMASC	
234921	OFFICE OF NAVAL RESEARCH	LOFTIN, B.	4,535	-	-	26,504	31,039	1,905	-	32,944	-	-	32,944	-	-	VMASC	
238004	NAVY FISC - PHILADELPHIA	LOFTIN, B.	35,981	-	-	(1,201)	34,780	14,608	-	49,388	-	-	49,388	-	-	VMASC	
238005	NAVY FISC - PHILADELPHIA	LOFTIN, B.	60,318	-	-	-	60,318	25,553	-	86,394	-	-	86,394	-	-	VMASC	
238006	NAVY FISC - PHILADELPHIA	LOFTIN, B.	359	-	-	-	359	151	-	510	-	-	510	-	-	VMASC	
238007	NAVY FISC - PHILADELPHIA	LOFTIN, B.	184,541	-	-	-	184,541	80,467	-	272,056	-	-	272,056	-	-	VMASC	
238009	NAVY FISC - PHILADELPHIA	LOFTIN, B.	35,211	-	-	-	35,211	14,789	-	50,000	-	-	50,000	-	-	VMASC	
238010	NAVY FISC - PHILADELPHIA	LOFTIN, B.	233,840	-	-	248,049	490,177	122,694	-	612,871	-	-	612,871	-	-	VMASC	
238011	NAVY FISC - PHILADELPHIA	LOFTIN, B.	22,163	-	-	181,023	228,085	30,266	-	258,351	-	-	258,351	-	-	VMASC	
240771	OFFICE OF NAVAL RESEARCH	LOFTIN, B.	-	232,915	-	-	232,915	-	-	232,915	-	-	232,915	-	-	VMASC	
243004	NAVY FISC - PHILADELPHIA	LOFTIN, B.	980	-	8,451	-	21,511	3,396	-	24,907	-	-	24,907	-	-	VMASC	
246001	NAVY FISC - PHILADELPHIA	LOFTIN, B.	78,246	-	-	-	81,102	21,086	-	102,188	-	-	102,188	-	-	VMASC	
246002	NAVY FISC - PHILADELPHIA	LOFTIN, B.	22,732	-	-	-	26,986	7,016	-	34,002	-	-	34,002	-	-	VMASC	
246003	NAVY FISC - PHILADELPHIA	LOFTIN, B.	560,050	-	-	-	598,919	155,719	-	754,638	-	-	754,638	-	-	VMASC	
246004	NAVY FISC - PHILADELPHIA	LOFTIN, B.	473,632	-	-	-	503,891	131,012	-	634,903	-	-	634,903	-	-	VMASC	
246005	NAVY FISC - PHILADELPHIA	LOFTIN, B.	160,189	-	-	-	164,090	42,663	-	206,753	-	-	206,753	-	-	VMASC	
246006	NAVY FISC - PHILADELPHIA	LOFTIN, B.	94,814	-	-	-	110,956	28,849	-	139,805	-	-	139,805	-	-	VMASC	
248007	NAVY FISC - PHILADELPHIA	LOFTIN, B.	43,030	-	-	-	50,757	13,197	-	63,954	-	-	63,954	-	-	VMASC	
248008	NAVY FISC - PHILADELPHIA	LOFTIN, B.	44,926	-	-	-	53,460	13,900	-	67,360	-	-	67,360	-	-	VMASC	
248009	NAVY FISC - PHILADELPHIA	LOFTIN, B.	270,198	-	-	-	285,696	74,281	-	359,977	-	-	359,977	-	-	VMASC	
248010	NAVY FISC - PHILADELPHIA	LOFTIN, B.	42,809	-	-	-	42,809	11,130	-	53,939	-	-	53,939	-	-	VMASC	
545601	EASTERN VIRGINIA MED. SCHOOL	LOFTIN, B.	303,045	-	-	-	319,586	61,252	-	380,838	-	-	380,838	-	-	VMASC	
723281	ACS SYSTEMS	LOFTIN, B.	-	-	-	79	79	-	-	79	-	-	79	-	-	VMASC	
733973	LOYOLA ENTERPRISES	LOFTIN, B.	65,702	-	-	1,091	67,074	28,171	-	95,245	-	-	95,245	-	-	VMASC	
740081	MYLIC LLC	LOFTIN, B.	-	-	-	1,443	1,443	606	-	2,049	-	-	2,049	-	-	VMASC	
750661	GENERAL DYNAMICS	LOFTIN, B.	13,051	-	-	-	15,351	6,448	-	21,799	-	-	21,799	-	-	VMASC	
238012	* NAVY FISC - PHILADELPHIA	LOFTIN, B.	14,963	-	-	-	29,511	12,395	-	41,906	-	-	41,906	-	-	VMASC	
247571	* ARMY MED RES COMMAND	LOFTIN, B.	9,940	-	-	11,661	21,680	2,168	-	23,848	-	-	23,848	-	-	VMASC	
247591	* NAVAIR TRAIN SYSTEM DIV	LOFTIN, B.	88,952	-	-	48,895	149,852	47,652	-	197,504	-	-	197,504	-	-	VMASC	
322311	* NATL SCIENCE FOUNDATION	LOFTIN, B.	1,686	-	-	-	3,844	840	-	4,684	-	-	4,684	-	-	VMASC	
540171	* EASTERN VIRGINIA MED. SCHOOL	LOFTIN, B.	132,317	-	1,845	-	186,023	16,602	-	182,625	-	-	182,625	-	-	VMASC	
731736	GENERAL DYNAMICS	MCCLESKEY, K.	-	33,706	-	341	341	143	-	484	-	-	484	-	-	VMASC	
731738	GENERAL DYNAMICS	MCCLESKEY, K.	-	-	-	55,580	55,580	10,500	-	66,080	-	-	66,080	-	-	VMASC	
100700	PRIVATE SPONSORS	MIELKE, R.	94,902	-	-	-	149,101	-	-	149,101	-	-	149,101	-	-	VMASC	
200506	US JOINT FORCES COMMAND	MIELKE, R.	128,530	-	-	-	130,675	6,000	-	136,675	-	-	136,675	-	-	VMASC	
200507	US JOINT FORCES COMMAND	MIELKE, R.	120,475	-	-	-	120,475	6,000	-	126,475	-	-	126,475	-	-	VMASC	
200508	US JOINT FORCES COMMAND	MIELKE, R.	105,503	-	-	-	107,151	5,500	-	112,651	-	-	112,651	-	-	VMASC	
200509	US JOINT FORCES COMMAND	MIELKE, R.	52,312	-	-	-	52,312	2,500	-	54,812	-	-	54,812	-	-	VMASC	
201132	COMMANDER OP TEST & EVAL FORCE	MIELKE, R.	75,594	-	-	-	75,594	-	-	75,594	-	-	75,594	-	-	VMASC	
201133	COMMANDER OP TEST & EVAL FORCE	MIELKE, R.	75,177	-	-	-	75,177	-	-	75,177	-	-	75,177	-	-	VMASC	
201134	COMMANDER OP TEST & EVAL FORCE	MIELKE, R.	44,831	-	-	-	44,831	-	-	44,831	-	-	44,831	-	-	VMASC	
243003	NAVY FISC - PHILADELPHIA	MIELKE, R.	173,851	-	-	19,849	193,700	81,354	-	275,054	-	-	275,054	-	-	VMASC	
243005	NAVY FISC - PHILADELPHIA	MIELKE, R.	152,995	-	-	16,923	169,918	71,366	-	241,284	-	-	241,284	-	-	VMASC	

\*Represents split reporting of activity between PI and Co-PIs

SCHEDULE 4

**SCHEDULE 4**  
**OLD DOMINION UNIVERSITY RESEARCH FOUNDATION**  
**SPONSORED PROGRAM ACTIVITY BY INDIVIDUAL PROJECT**  
 (MEASURED BY EXPENDITURES INCURRED)  
**FOR FISCAL YEAR 2005**

PROJECT NUMBER	SPONSORING AGENCY	PRINCIPAL INVESTIGATOR / PROJECT DIRECTOR	PROJECT DIRECT COST							PROJECT IDC AND FEES			
			PERSONNEL AND FRINGE BENEFITS	SUPPLIES, CONTRACTUAL, GENERAL, & TRAVEL	EQUIPMENT	SUBCONTRACTS, CONSTRUCTION, OTHER	TOTAL DIRECT COSTS	REIMBURSED INDIRECT COSTS	TOTAL SPECIAL FEES	TOTAL PROJECT COSTS	EFFECTIVE INDIRECT COST RATE	CENTER	
243006	NAVY FISC - PHILADELPHIA	MIELKE, R.	77,671	-	-	-	-	77,671	32,622	-	-	110,293	VMASC
740941	INTELLIGENT DECISION SYSTEMS	MIELKE, R.	-	5,697	-	-	-	5,697	2,393	-	-	8,090	VMASC
747611	GESTALT, LLC	MIELKE, R.	25,074	-	-	-	-	25,074	10,531	-	-	35,605	VMASC
750431	PRIVATE SPONSORS	MIELKE, R.	-	60,372	-	-	-	60,372	-	-	-	60,372	VMASC
750811	INTELLIGENT DECISION SYSTEMS	MIELKE, R.	43,455	-	-	-	-	43,455	18,251	-	-	61,706	VMASC
223851	COMMANDER OP TEST & EVAL FORCE	PETTY, M.	-	-	-	-	2	2	2	-	-	4	VMASC
223861	COMMANDER OP TEST & EVAL FORCE	PETTY, M.	-	-	-	-	5	5	2	-	-	7	VMASC
224511	NAVAL AIR WARFARE CENTER TSD	PETTY, M.	-	-	-	-	-	-	-	1	-	1	VMASC
231461	COMMANDER OP TEST & EVAL FORCE	PETTY, M.	-	-	-	-	3	3	2	-	-	5	VMASC
231471	COMMANDER OP TEST & EVAL FORCE	PETTY, M.	-	-	-	-	590	590	248	-	-	838	VMASC
233471	COMMANDER OP TEST & EVAL FORCE	PETTY, M.	97,147	15,043	-	-	-	112,190	47,120	-	-	159,310	VMASC
244861	NAVAIR TRAIN SYSTEM DIV	PETTY, M.	78,012	3,491	-	-	-	114,316	44,732	-	-	159,048	VMASC
532631	CENTER INNOVATIVE TECHNOLOGY	PETTY, M.	-	-	-	-	11,550	11,550	-	-	-	11,550	VMASC
545811	UNIVERSITY OF ALABAMA	PETTY, M.	9,437	3,074	-	-	-	12,511	5,255	-	-	17,766	VMASC
545812	UNIVERSITY OF ALABAMA	PETTY, M.	12,506	3,159	-	-	-	15,665	6,579	-	-	22,244	VMASC
747081	LOCKHEED/MARTIN	PETTY, M.	16,553	-	-	-	-	16,553	6,952	-	-	23,505	VMASC
232631	* AIR FORCE OFFICE SCIRES	PETTY, M.	193,597	34,333	-	-	-	292,713	104,130	-	-	396,843	VMASC
243001	NAVY FISC - PHILADELPHIA	PHILLIPS, M.	1,994	-	-	-	-	1,994	838	-	-	2,832	VMASC
238008	NAVY FISC - PHILADELPHIA	SOKOLOWSKI, J.	161,568	8,521	750	-	-	170,839	81,938	-	-	409,777	VMASC
243002	NAVY FISC - PHILADELPHIA	SOKOLOWSKI, J.	6,929	-	-	-	-	423,226	13,410	-	-	436,636	VMASC
246011	NAVY FISC - PHILADELPHIA	SOKOLOWSKI, J.	20,072	-	-	-	-	20,072	5,219	-	-	25,291	VMASC
246012	NAVY FISC - PHILADELPHIA	SOKOLOWSKI, J.	109,020	1,756	-	-	-	110,776	28,802	-	-	139,578	VMASC
246013	NAVY FISC - PHILADELPHIA	SOKOLOWSKI, J.	89,441	7,903	-	-	-	97,344	25,309	-	-	122,653	VMASC
246014	NAVY FISC - PHILADELPHIA	SOKOLOWSKI, J.	39,305	3,971	-	-	-	43,276	11,252	-	-	54,528	VMASC
246015	NAVY FISC - PHILADELPHIA	SOKOLOWSKI, J.	20,460	14,968	-	-	-	35,428	9,211	-	-	44,639	VMASC
246016	NAVY FISC - PHILADELPHIA	SOKOLOWSKI, J.	14,717	4,107	-	-	-	18,824	4,894	-	-	23,718	VMASC
246017	NAVY FISC - PHILADELPHIA	SOKOLOWSKI, J.	92,959	14,101	-	-	-	107,060	27,836	-	-	134,896	VMASC
246018	NAVY FISC - PHILADELPHIA	SOKOLOWSKI, J.	19,809	1,645	-	-	-	21,454	5,578	-	-	27,032	VMASC
246019	NAVY FISC - PHILADELPHIA	SOKOLOWSKI, J.	9,517	3,089	-	-	-	12,606	3,277	-	-	15,883	VMASC
740541	ARION SYSTEMS INC	SOKOLOWSKI, J.	8,436	2,617	-	-	-	11,053	7,540	-	-	18,593	VMASC
551821	HMPT ROADS PLAN DISTRICT COMM	SOLOWSKI, J.	38,001	1,992	-	-	-	39,993	6,899	-	-	46,892	VMASC
354891	NORTH ATLANTIC TREATY ORGANIS	TOLK, A.	10,397	8,558	-	-	-	18,955	-	-	-	18,955	VMASC
532521	GEORGE MASON UNIVERSITY	TOLK, A.	80,619	12,157	-	-	-	92,776	38,966	-	-	131,742	VMASC
731737	GENERAL DYNAMICS	TOLK, A.	27,521	(345)	-	-	-	27,176	21,914	-	-	49,090	VMASC
742321	NETWORK EXCHANGE INC	TOLK, A.	2,354	2,436	-	-	-	4,790	1,909	-	-	6,699	VMASC
745271	NETWORK EXCHANGE INC	TOLK, A.	51,929	4,935	-	-	-	56,864	23,974	-	-	80,838	VMASC
753101	STG, INC.	TOLK, A.	17,949	327	-	-	-	18,276	-	-	-	18,276	VMASC
			5,853,891	570,710	243,961	1,438,204	8,106,766	1,885,164	-	-	-	9,991,930	23.25%

\*Represents split reporting of activity between PI and Co-PIs

**SCHEDULE 4**  
**OLD DOMINION UNIVERSITY RESEARCH FOUNDATION**  
**SPONSORED PROGRAM ACTIVITY BY INDIVIDUAL PROJECT**  
 (MEASURED BY EXPENDITURES INCURRED)  
**FOR FISCAL YEAR 2005**

PROJECT NUMBER	SPONSORING AGENCY	PRINCIPAL INVESTIGATOR / PROJECT DIRECTOR	PROJECT DIRECT COST				PROJECT IDC AND FEES				EFFECTIVE INDIRECT COST RATE	CENTER	
			PERSONNEL AND FRINGE BENEFITS	SUPPLIES, CONTRACTUAL, GENERAL, & TRAVEL	EQUIPMENT	SUBCONTRACTS, CONSTRUCTION, OTHER	TOTAL DIRECT COSTS	REIMBURSED INDIRECT COSTS	TOTAL SPECIAL FEES	TOTAL PROJECT COSTS			
Center for Advanced Engineering Environments													
111501	NASA-LANGLEY RESEARCH CENTER	NOOR, A.	11,143	708	-	58,175	70,026	12,714	-	82,740	-	23.10%	CAEE
140151	NASA-LANGLEY RESEARCH CENTER	NOOR, A.	69,085	12,142	3,868	-	85,095	21,119	-	106,214	-		CAEE
141641	NASA-LANGLEY RESEARCH CENTER	NOOR, A.	500,610	1,864	-	59,143	561,617	130,643	-	692,260	-		CAEE
212151	OFFICE OF NAVAL RESEARCH	NOOR, A.	25,470	11,334	-	-	36,804	9,589	-	46,373	-		CAEE
			<b>606,308</b>	<b>26,048</b>	<b>3,868</b>	<b>117,318</b>	<b>753,542</b>	<b>174,045</b>	<b>-</b>	<b>927,587</b>	<b>-</b>		
Center for Bioelectronics													
750191	RPN ENTERPRISES, INC.	ALBIN, S.	10,874	572	-	12,157	23,603	4,807	-	28,410	-		CBE
220131	* AIR FORCE OFFICE SCI RES	JOSHI, R.	70,928	14,767	495	247,801	333,981	35,992	-	369,983	-		CBE
230101	AIR FORCE OFFICE SCI RES	LAROUSSE, M.	30,541	11,043	-	-	41,584	17,465	-	59,049	-		CBE
734621	MICROENERGY TECHNOLOGIES INC.	LAROUSSE, M.	13,663	6,662	-	-	20,325	8,537	-	28,862	-		CBE
745771	CLOROX CO.	LAROUSSE, M.	5,227	363	-	3,796	9,386	3,942	-	13,328	-		CBE
251751	NAVAL HEALTH RESEARCH DDEB LAB	NUCCITELLI, R.	7,042	-	-	-	7,042	2,958	-	10,000	-		CBE
250711	AIR FORCE OFFICE SCI RES	SCHOENBACH, K.	-	-	147,400	-	147,400	-	-	147,400	-		CBE
253161	AIR FORCE OFFICE SCI RES	SCHOENBACH, K.	-	1,380	-	-	1,380	579	-	1,959	-		CBE
302261	NATL SCIENCE FOUNDATION	SCHOENBACH, K.	7,435	3,793	-	-	11,228	4,715	-	15,943	-		CBE
511511	UNIVERSITY OF NEW MEXICO	SCHOENBACH, K.	179,387	34,653	-	1,367	215,407	89,897	-	305,304	-		CBE
540781	UNIV NEW HAMPSHIRE NTIC	SCHOENBACH, K.	55,540	3,857	9,522	-	93,247	35,164	-	128,411	-		CBE
721201	INNOVATIVE SCIENTIFIC SOLUTION	SCHOENBACH, K.	24,201	9,225	-	22,923	56,349	22,805	-	79,154	-		CBE
740141	ULTRAVIOLET SCIENCES INC	SCHOENBACH, K.	4,438	1,004	-	-	5,442	2,285	-	7,727	-		CBE
750691	THE INNOVATION FACTORY	SCHOENBACH, K.	64,979	13,512	32,347	167,037	277,875	43,466	-	321,341	-		CBE
751731	ULTRAVIOLET SCIENCES INC	SCHOENBACH, K.	5,106	2,457	-	-	7,563	3,177	-	10,740	-		CBE
220131	* AIR FORCE OFFICE SCI RES	SCHOENBACH, K.	73,076	15,214	510	255,309	344,109	37,082	-	381,191	-		CBE
251741	NAVAL HEALTH RESEARCH DDEB LAB	SCHOENBACH, K.	7,042	-	-	-	7,042	2,958	-	10,000	-		CBE
214981	* AIR FORCE OFFICE SCI RES	SCHOENBACH, K.	25,080	1,173	-	2,696	28,929	12,163	-	41,092	-		CBE
			<b>584,539</b>	<b>119,675</b>	<b>190,274</b>	<b>737,414</b>	<b>1,631,902</b>	<b>327,992</b>	<b>-</b>	<b>1,959,894</b>	<b>-</b>		
	<b>TOTAL ENGINEERING</b>		<b>\$ 9,464,707</b>	<b>\$ 1,199,539</b>	<b>\$ 490,719</b>	<b>\$ 3,254,573</b>	<b>\$ 14,409,538</b>	<b>\$ 3,155,062</b>	<b>\$ 750</b>	<b>\$ 17,565,350</b>	<b>\$ 21.90%</b>		

\*Represents split reporting of activity between PI and Co-PI's

**SCHEDULE 4**  
**OLD DOMINION UNIVERSITY RESEARCH FOUNDATION**  
**SPONSORED PROGRAM ACTIVITY BY INDIVIDUAL PROJECT**  
 (MEASURED BY EXPENDITURES INCURRED)  
**FOR FISCAL YEAR 2005**

PROJECT NUMBER	SPONSORING AGENCY	PRINCIPAL INVESTIGATOR / PROJECT DIRECTOR	PROJECT DIRECT COST					PROJECT IDC AND FEES					
			PERSONNEL AND FRINGE BENEFITS	SUPPLIES, CONTRACTUAL, GENERAL, & TRAVEL	EQUIPMENT	SUBCONTRACTS, CONSTRUCTION, OTHER	TOTAL DIRECT COSTS	REIMBURSED INDIRECT COSTS	TOTAL SPECIAL FEES	TOTAL PROJECT COSTS	EFFECTIVE INDIRECT COST RATE	CENTER	
<b>HEALTH SCIENCES</b>													
Dean's Office													
751101	CENTENE CORPORATION	BALAS, A.	13,440	18,489	-	-	31,929	8,302	-	40,231	-	-	-
331371	* US DEPT HLTH/HUMAN SERV	PLITCHA, S.	26,261	2,866	-	4,786	33,913	2,521	-	36,434	-	-	-
341781	* US DEPT HLTH/HUMAN SERV	PLITCHA, S.	7,840	460	-	8,432	16,732	864	-	17,596	-	-	-
			47,541	21,815	-	13,218	82,574	11,687	-	94,261	-	-	14.15%
Community & Environmental Health													
347581	US PUBLIC HEALTH SERVICE	DEBATE, R.	14,338	9,272	2,418	-	26,028	9,916	-	35,944	-	-	-
751031	GIRLS ON THE RUN INTERNATIONAL	DEBATE, R.	690	1,600	-	-	2,290	-	-	2,290	-	-	-
552351	* ODU	PLITCHA, S.	4,072	261	-	-	4,333	433	-	4,766	-	-	-
			19,100	11,133	2,418	-	32,651	10,349	-	43,000	-	-	31.70%
Dental Hygiene													
732421	AMERICAN DENTAL HYGIENE ASSOC.	DARBY, M.	36	1,253	-	-	1,289	193	-	1,482	-	-	-
522641	EASTERN VIRGINIA MED. SCHOOL	MCCOMBS, G.	10,282	113	-	-	10,395	4,366	-	14,761	-	-	-
732541	AMERICAN DENTAL HYGIENE ASSOC.	SHUMAN, D.	-	3,074	-	-	3,074	461	-	3,535	-	-	-
			10,318	4,440	-	-	14,758	5,020	-	19,778	-	-	34.02%
Nursing													
331371	* US DEPT HLTH/HUMAN SERV	BENJAMIN-COLEMAN, R.	26,261	2,866	-	4,786	33,913	2,521	-	36,434	-	-	-
341781	* US DEPT HLTH/HUMAN SERV	BENJAMIN-COLEMAN, R.	7,840	460	-	8,432	16,732	864	-	17,596	-	-	-
331371	* US DEPT HLTH/HUMAN SERV	GARZON, L.	39,391	4,298	-	7,179	50,868	3,781	-	54,649	-	-	-
341781	* US DEPT HLTH/HUMAN SERV	GARZON, L.	31,358	1,840	-	33,727	66,925	3,456	-	70,381	-	-	-
350071	US DEPT HLTH/HUMAN SERV	RUTLEDGE, C.	-	487	-	20,300	20,787	1,663	-	22,450	-	-	-
331371	* US DEPT HLTH/HUMAN SERV	RUTLEDGE, C.	39,391	4,298	-	7,179	50,868	3,781	-	54,649	-	-	-
341781	* US DEPT HLTH/HUMAN SERV	RUTLEDGE, C.	31,358	1,839	-	33,728	66,925	3,456	-	70,381	-	-	-
533311	UNIFORM SERVICES UNIVERSITY HS	TERNUS, M.	32,113	33,588	-	2,906	68,587	27,521	-	96,108	-	-	-
			207,712	49,656	-	118,237	375,605	47,043	-	422,648	-	-	12.52%
			\$ 284,671	\$ 87,044	\$ 2,418	\$ 131,455	\$ 505,588	\$ 74,099	\$ -	\$ 579,687	\$ -	\$ -	14.66%
<b>TOTAL HEALTH SCIENCES</b>													



**SCHEDULE 4**  
**OLD DOMINION UNIVERSITY RESEARCH FOUNDATION**  
**SPONSORED PROGRAM ACTIVITY BY INDIVIDUAL PROJECT**  
 (MEASURED BY EXPENDITURES INCURRED)  
**FOR FISCAL YEAR 2005**

PROJECT NUMBER	SPONSORING AGENCY	PRINCIPAL INVESTIGATOR / PROJECT DIRECTOR	PROJECT DIRECT COST					PROJECT IDC AND FEES					EFFECTIVE INDIRECT COST RATE	CENTER	
			PERSONNEL AND FRINGE BENEFITS	SUPPLIES, CONTRACTUAL, GENERAL, & TRAVEL	EQUIPMENT	SUBCONTRACTS, CONSTRUCTION, OTHER	TOTAL DIRECT COSTS	REIMBURSED INDIRECT COSTS	TOTAL SPECIAL FEES	TOTAL PROJECT COSTS					
<b>SCIENCES</b>															
Dean's Office															
552521	ODU	KLINCK, J.	57,964	41,776	42,950	-	142,690	-	-	-	-	142,690	-	142,690	
551541	ODU	MATHEWS, T.	5,163	376	-	-	5,539	-	-	-	-	5,539	-	5,539	
			63,127	42,152	42,950	-	148,229	-	-	-	-	148,229	-	148,229	0.00%
<b>Biological Sciences</b>															
314951	NATL OCEANIC/ATMOS ADMIN	ASHFORD, J.	-	3	-	-	3	-	-	-	1	-	4	-	
350021	NATL SCIENCE FOUNDATION	BARTOL, I.	2,488	333	-	-	2,821	-	-	-	1,185	-	4,006	-	
320451	NATL SCIENCE FOUNDATION	BUTLER, M.	1,847	111	-	-	1,958	-	-	-	509	-	2,467	-	
340121	NATL OCEANIC/ATMOS ADMIN	BUTLER, M.	28,689	16,748	-	-	45,437	-	-	-	11,814	-	57,251	-	
353961	NATL SCIENCE FOUNDATION	BUTLER, M.	11,112	10,136	-	-	21,248	-	-	-	5,525	-	26,773	-	
551361	FL FISH WILDLIFE CONSERV COMM	BUTLER, M.	8,146	4,849	-	-	12,995	-	-	-	5,458	-	18,453	-	
531983	VA DEPT ENVIRON QUALITY	CARPENTER, K.	-	-	-	-	2,628	-	-	-	111	-	2,739	-	
732061	FAO OF THE UNITED NATIONS	CARPENTER, K.	1,077	1,195	-	(24)	2,248	-	-	-	562	-	2,810	-	
741392	WORLD CONSERVATION UNION	CARPENTER, K.	2,088	677	-	-	2,765	-	-	-	691	-	3,456	-	
745531	FAO OF THE UNITED NATIONS	CARPENTER, K.	18,396	747	-	-	19,143	-	-	-	4,786	-	23,929	-	
531986	VA DEPT ENVIRON QUALITY	CARPENTER, K.	-	-	-	-	1,684	-	-	-	421	-	2,105	-	
341581	US PUBLIC HEALTH SERVICE	COOPER, R.	41,089	25,309	38,055	-	109,847	-	-	-	5,312	-	115,159	-	
747051	JEFFRESS RESEARCH GRANTS PGM.	COOPER, R.	-	2,090	-	-	2,090	-	-	-	-	-	2,090	-	
531984	VA DEPT ENVIRON QUALITY	DAUER, D.	(3,286)	-	-	-	35,309	-	-	-	8,006	-	40,029	-	
531985	VA DEPT ENVIRON QUALITY	DAUER, D.	-	-	-	-	10,910	-	-	-	244	-	11,154	-	
541421	VA DEPT ENVIRON QUALITY	DAUER, D.	3,286	-	-	-	1,982	-	-	-	1,320	-	6,598	-	
541424	VA DEPT ENVIRON QUALITY	DAUER, D.	62,305	7,836	-	-	70,141	-	-	-	16,148	-	86,289	-	
541425	VA DEPT ENVIRON QUALITY	DAUER, D.	61,100	1,390	-	-	62,490	-	-	-	1,400	-	63,890	-	
541426	VA DEPT ENVIRON QUALITY	DAUER, D.	1,485	-	-	-	1,485	-	-	-	371	-	1,856	-	
550731	VA DEPT ENVIRON QUALITY	DAUER, D.	15,321	-	-	-	15,321	-	-	-	3,830	-	19,151	-	
551171	VA DEPT ENVIRON QUALITY	DAUER, D.	24,929	1,788	-	-	28,227	-	-	-	6,273	-	34,500	-	
552501	VA DEPT ENVIRON QUALITY	DAUER, D.	2,465	-	-	-	2,465	-	-	-	616	-	3,081	-	
552502	VA DEPT ENVIRON QUALITY	DAUER, D.	67,061	247	-	-	70,328	-	-	-	16,827	-	87,155	-	
552503	VA DEPT ENVIRON QUALITY	DAUER, D.	48,348	594	-	-	48,942	-	-	-	1,096	-	50,038	-	
531986	VA DEPT ENVIRON QUALITY	DAUER, D.	-	-	-	-	1,683	-	-	-	421	-	2,104	-	
344011	SMITHSONIAN INSTITUTION	DAY, F.	258	2,635	-	-	2,893	-	-	-	752	-	3,645	-	
344012	SMITHSONIAN INSTITUTION	DAY, F.	48,315	10,377	-	-	58,692	-	-	-	15,260	-	73,952	-	
502311	UNIVERSITY OF VIRGINIA	DAY, F.	5,673	1,560	-	-	7,233	-	-	-	1,880	-	9,113	-	
552505	VA DEPT ENVIRON QUALITY	DONAT, J.	-	25,202	-	-	25,202	-	-	-	6,301	-	31,503	-	
224433	OFFICE OF NAVAL RESEARCH	GORDON, A.	574	-	-	-	574	-	-	-	241	-	815	-	
323641	NATL OCEANIC/ATMOS ADMIN	GORDON, A.	59,968	8,727	-	-	68,695	-	-	-	28,852	-	97,547	-	
340122	NATL OCEANIC/ATMOS ADMIN	GORDON, A.	12,069	1,925	-	-	13,994	-	-	-	3,638	-	17,632	-	
542541	VA DEPARTMENT OF HEALTH	GORDON, A.	1,767	-	-	-	1,767	-	-	-	177	-	1,944	-	
542542	VA DEPARTMENT OF HEALTH	GORDON, A.	4,945	-	-	-	4,945	-	-	-	494	-	5,439	-	
740751	JEFFRESS RESEARCH GRANTS PGM.	HARGRAVE, B.	2,444	6,499	-	-	8,943	-	-	-	-	-	8,943	-	
531712	VA GRAD MARINE SCIENCE CONSORT	HYNES, W.	7,243	7,648	6,253	-	21,144	-	-	-	5,775	-	26,919	-	
322021	NATL SCIENCE FOUNDATION	HYNES, W.	26,382	15,426	-	-	44,481	-	-	-	17,559	-	62,040	-	
531982	VA DEPT ENVIRON QUALITY	MARSHALL, H.	-	1,433	-	-	2,909	-	-	-	727	-	3,636	-	
541423	VA DEPT ENVIRON QUALITY	MARSHALL, H.	50,441	591	-	-	51,874	-	-	-	12,969	-	64,843	-	
552504	VA DEPT ENVIRON QUALITY	MARSHALL, H.	19,127	591	-	-	19,718	-	-	-	4,930	-	24,648	-	
593365	VA DEPARTMENT OF HEALTH	MARSHALL, H.	78,478	23,015	2,107	-	103,600	-	-	-	10,149	-	113,749	-	
593366	VA DEPARTMENT OF HEALTH	MARSHALL, H.	94,077	15,927	-	-	110,004	-	-	-	11,000	-	121,004	-	
531986	VA DEPT ENVIRON QUALITY	MARSHALL, H.	-	-	-	-	1,684	-	-	-	421	-	2,105	-	
350511	US DEPT OF THE INTERIOR	MUSSELMAN, L.	6,317	558	-	-	6,875	-	-	-	2,888	-	9,763	-	
740751	JEFFRESS RESEARCH GRANTS PGM.	OSGOOD, C.	2,444	6,500	-	-	8,944	-	-	-	-	-	8,944	-	
320452	NATL SCIENCE FOUNDATION	RATZLAFF, R.	2,103	249	-	(15)	2,337	-	-	-	608	-	2,945	-	
514381	VA INST OF MARINE SCIENCE	RATZLAFF, R.	6,906	4,090	-	-	10,996	-	-	-	2,859	-	13,855	-	
344491	NATL SCIENCE FOUNDATION	SAVITSKY, A.	19,175	1,777	-	-	89,727	-	-	-	797	-	119,479	-	
550231	VA DEPT GAME/INLAND FISH	SAVITSKY, A.	-	2,160	-	-	2,160	-	-	-	-	-	2,160	-	
532031	NORTH CAROLINA STATE UNIV	SONENSHINE, D.	19,548	9,215	-	3,818	32,581	-	-	-	12,081	-	44,662	-	

\*Represents split reporting of activity between PI and Co-PIs

**SCHEDULE 4**  
**OLD DOMINION UNIVERSITY RESEARCH FOUNDATION**  
**SPONSORED PROGRAM ACTIVITY BY INDIVIDUAL PROJECT**  
 (MEASURED BY EXPENDITURES INCURRED)  
**FOR FISCAL YEAR 2005**

PROJECT NUMBER	SPONSORING AGENCY	PRINCIPAL INVESTIGATOR / PROJECT DIRECTOR	PROJECT DIRECT COST						PROJECT IDC AND FEES				EFFECTIVE INDIRECT COST RATE	CENTER	
			PERSONNEL AND FRINGE BENEFITS	SUPPLIES, CONTRACTUAL, GENERAL, & TRAVEL	EQUIPMENT	SUBCONTRACTS, CONSTRUCTION, OTHER	TOTAL DIRECT COSTS	REIMBURSED INDIRECT COSTS	TOTAL SPECIAL FEES	TOTAL PROJECT COSTS					
541701	UNIV OF FLORIDA	SONENSHINE, D.	1,409	2,753	-	-	4,162	-	-	-	-	-	4,162		
722611	IPM TECHNOLOGIES	SONENSHINE, D.	10,189	6,779	-	-	18,895	7,127	-	-	26,022	-	26,022		
733501	IPM TECHNOLOGIES	SONENSHINE, D.	7,626	3,325	-	-	10,951	4,600	-	-	15,551	-	15,551		
322021	* NATL SCIENCE FOUNDATION	SONENSHINE, D.	11,306	6,611	-	-	19,062	7,526	-	-	26,588	-	26,588		
556389	EASTERN VIRGINIA MED. SCHOOL	SWANSON, J.	-	-	-	-	4,747	475	-	-	5,222	-	5,222		
			896,730	241,548	46,415	173,398	1,358,091	261,813	-	-	1,619,904	-	1,619,904		19.28%
	Chemistry and Biochemistry														
740891	JEFFRESS RESEARCH GRANTS PGM	BAYSE, C.	14,999	5,196	7,500	-	27,695	-	-	-	-	-	27,695		
745702	AMERICAN CHEMICAL SOCIETY	BROWN, K.	-	600	-	-	600	-	-	-	-	-	600		
350591	* NATL SCIENCE FOUNDATION	DIAS, R.	538	1,016	16,003	-	17,557	652	-	-	18,209	-	18,209		
320481	NATL SCIENCE FOUNDATION	DONAT, J.	6,870	553	-	-	7,423	3,117	-	-	10,540	-	10,540		
531961	VA DEPT ENVIRON QUALITY	DONAT, J.	12,803	78	-	700	13,581	3,399	-	-	16,980	-	16,980		
541422	VA DEPT ENVIRON QUALITY	DONAT, J.	200,339	96,175	2,294	-	298,808	55,511	-	-	354,319	-	354,319		
531966	* VA DEPT ENVIRON QUALITY	DONAT, J.	-	-	-	1,684	1,684	421	-	-	2,105	-	2,105		
503975	VA GRAD MARINE SCIENCE CONSORT	HANNIGAN, R.	-	-	-	-	1	-	-	-	1	-	1		
324521	NATL SCIENCE FOUNDATION	MINOR, E.	26,118	17,161	1,491	-	44,770	18,177	-	-	62,947	-	62,947		
350591	* NATL SCIENCE FOUNDATION	MINOR, E.	539	1,015	16,004	-	17,558	653	-	-	18,211	-	18,211		
312891	NATL SCIENCE FOUNDATION	MOPPER, K.	4,483	3,701	-	-	8,184	3,437	-	-	11,621	-	11,621		
313271	NATL SCIENCE FOUNDATION	MOPPER, K.	-	6,304	-	-	6,304	-	-	-	6,304	-	6,304		
324522	NATL SCIENCE FOUNDATION	MOPPER, K.	64,063	5,619	-	-	69,682	29,266	-	-	98,948	-	98,948		
332941	NATL SCIENCE FOUNDATION	MOPPER, K.	45,686	6,288	-	-	51,974	21,829	-	-	73,803	-	73,803		
730691	JEFFRESS RESEARCH GRANTS PGM	RADKIEWICZ-POUTSA, J.	9,276	2,000	-	-	11,276	-	-	-	11,276	-	11,276		
745701	AMERICAN CHEMICAL SOCIETY	RADKIEWICZ-POUTSMA, J.	11,032	453	-	-	11,485	(55)	-	-	11,485	-	11,485		
715610	CAROLLO ENGINEERS	WILLIAMS, R.	-	(130)	-	-	(130)	-	-	-	(185)	-	(185)		
744941	VIRGINIA ACADEMY OF SCIENCE	WILLIAMS, R.	-	892	-	-	892	-	-	-	892	-	892		
540841	UNIV TEXAS HEALTH SCIENCE CTR	XU, N.	4,678	3,049	719	-	8,446	-	-	-	8,446	-	8,446		
220131	* AIR FORCE OFFICE SCI RES	XU, N.	70,928	14,767	495	247,801	333,991	35,992	-	-	369,983	-	369,983		
			472,352	164,737	44,506	250,186	931,781	172,399	-	-	1,104,180	-	1,104,180		18.50%

**SCHEDULE 4**  
**OLD DOMINION UNIVERSITY RESEARCH FOUNDATION**  
**SPONSORED PROGRAM ACTIVITY BY INDIVIDUAL PROJECT**  
 (MEASURED BY EXPENDITURES INCURRED)  
**FOR FISCAL YEAR 2005**

PROJECT NUMBER	SPONSORING AGENCY	PRINCIPAL INVESTIGATOR / PROJECT DIRECTOR	PROJECT DIRECT COST						PROJECT IDC AND FEES				EFFECTIVE INDIRECT COST RATE	CENTER	
			PERSONNEL AND FRINGE BENEFITS	SUPPLIES, CONTRACTUAL, GENERAL, & TRAVEL	EQUIPMENT	SUBCONTRACTS, CONSTRUCTION, OTHER	TOTAL DIRECT COSTS	REIMBURSED INDIRECT COSTS	TOTAL SPECIAL FEES	TOTAL PROJECT COSTS					
<b>Mathematics and Statistics</b>															
320841	* NATL SCIENCE FOUNDATION	ADAM, J.	12,356	1,849	-	12,468	26,673	1,136	-	27,809	-	-	-	-	-
320842	* NATL SCIENCE FOUNDATION	ADAM, J.	3,563	191	-	26,072	29,826	300	-	30,126	-	-	-	-	-
320843	* NATL SCIENCE FOUNDATION	ADAM, J.	177	118	-	4,339	4,634	24	-	4,658	-	-	-	-	-
210651	ARMY RESEARCH OFFICE	CHAGANTY, R.	16,635	5,833	-	-	22,468	9,436	-	31,904	-	-	-	-	-
131831	* NASA-LANGLEY RESEARCH CENTER	DEANGELES, G.	59,737	(222)	-	4,369	63,884	15,474	-	79,358	-	-	-	-	-
545821	NEW YORK SEA GRANT	DORREPAAL, J.	32,130	-	-	-	32,130	13,494	-	45,624	-	-	-	-	-
140231	NASA-LANGLEY RESEARCH CENTER	HU, F.	35,220	2,814	-	-	38,034	9,889	-	47,923	-	-	-	-	-
341911	NATL SCIENCE FOUNDATION	HU, F.	-	155	-	-	155	65	-	220	-	-	-	-	-
141571	NASA-LANGLEY RESEARCH CENTER	KANEKO, H.	18,504	-	-	-	18,504	4,811	-	23,315	-	-	-	-	-
547031	TEXAS ENGR EXPERIMENT STATION	LUO, L.	33,917	4,275	-	-	38,192	16,041	-	54,233	-	-	-	-	-
751071	NATIONAL INSTITUTE FOR AEROSPACE	LUO, L.	6,680	9,941	2,247	-	21,082	6,981	-	28,063	-	-	-	-	-
131831	* NASA-LANGLEY RESEARCH CENTER	NEALY, J.	59,737	(222)	-	4,369	63,884	15,474	-	79,358	-	-	-	-	-
322661	* NATL SCIENCE FOUNDATION	NOREN, R.	628	-	-	28,810	29,438	-	-	29,438	-	-	-	-	-
330852	NATL SCIENCE FOUNDATION	SUKENIK, C.	7,282	-	-	-	7,282	196	-	7,478	-	-	-	-	-
131701	NASA-LANGLEY RESEARCH CENTER	TWEED, J.	32,710	5,310	-	-	38,020	9,885	-	47,905	-	-	-	-	-
			319,276	30,042	2,247	82,641	434,206	103,206	-	537,412	-	-	-	-	-
<b>Mathematics and Statistics - SSRP</b>															
131831	* NASA-LANGLEY RESEARCH CENTER	HEINBOCKEL, J.	16,291	(61)	-	1,191	17,421	4,220	-	21,641	-	-	-	-	-
			16,291	(61)	-	1,191	17,421	4,220	-	21,641	-	-	-	-	-
<b>Center for Computational Science</b>															
747011	* LAWRENCE LIVERMORE NATL LAB	POTHEN, A.	12,325	775	-	-	13,100	5,502	-	18,602	-	-	-	-	-
313401	* US DEPT OF ENERGY	RULE, J.	15,244	177	-	-	15,421	6,477	-	21,898	-	-	-	-	-
			27,569	952	-	-	28,521	11,979	-	40,500	-	-	-	-	-
															42.00%

\*Represents split reporting of activity between PI and Co-PI's

**SCHEDULE 4**  
**OLD DOMINION UNIVERSITY RESEARCH FOUNDATION**  
**SPONSORED PROGRAM ACTIVITY BY INDIVIDUAL PROJECT**  
 (MEASURED BY EXPENDITURES INCURRED)  
**FOR FISCAL YEAR 2005**

PROJECT NUMBER	SPONSORING AGENCY	PRINCIPAL INVESTIGATOR / PROJECT DIRECTOR	PROJECT DIRECT COST					PROJECT IDC AND FEES				EFFECTIVE INDIRECT COST RATE	CENTER	
			PERSONNEL AND FRINGE BENEFITS	SUPPLIES, CONTRACTUAL, GENERAL, & TRAVEL	EQUIPMENT	SUBCONTRACTS, CONSTRUCTION, OTHER	TOTAL DIRECT COSTS	REIMBURSED INDIRECT COSTS	TOTAL SPECIAL FEES	TOTAL PROJECT COSTS				
224431	Ocean, Earth and Atmospheric Sciences	BURDIGE, D.	2,461	677	-	-	3,138	1,318	-	4,456	-	-	4,456	
320381	OFFICE OF NAVAL RESEARCH	BURDIGE, D.	27,140	2,433	-	-	29,573	12,420	-	41,993	-	-	41,993	
511302	NATL SCIENCE FOUNDATION	BURDIGE, D.	-	193	-	-	193	-	-	193	-	-	193	
530211	TEXAS A & M UNIVERSITY	BURDIGE, D.	8,920	-	-	-	8,920	4,442	-	13,362	-	-	13,362	
304191	UNIV OF TEXAS ARLINGTON	CUTTER, G.	20,870	5,473	-	-	26,343	11,064	-	37,407	-	-	37,407	
312791	US DEPT OF THE INTERIOR	CUTTER, G.	11,873	3,261	-	-	15,134	6,356	-	21,490	-	-	21,490	
320471	NATL SCIENCE FOUNDATION	CUTTER, G.	36,877	9,313	-	-	46,190	19,400	-	65,590	-	-	65,590	
331111	NATL SCIENCE FOUNDATION	CUTTER, G.	11,571	1,710	-	-	13,281	5,578	-	18,859	-	-	18,859	
550601	UNIV OF TEXAS ARLINGTON	CUTTER, G.	2,349	588	-	-	2,937	-	-	2,937	-	-	2,937	
745251	HAMPTON UNIVERSITY	CUTTER, G.	19,625	3,500	-	1,130	24,255	9,453	-	33,708	-	-	33,708	
340481	* NATL SCIENCE FOUNDATION	CUTTER, G.	439	181	-	-	620	261	-	881	-	-	881	
320361	NATL SCIENCE FOUNDATION	DARBY, D.	1,437	-	-	-	1,437	603	-	2,040	-	-	2,040	
340481	* NATL SCIENCE FOUNDATION	DARBY, D.	43,487	17,937	-	-	61,424	25,797	-	87,221	-	-	87,221	
344251	NATL OCEANIC/ATMOS ADMIN	DOBBS, F.	12,842	3,666	-	-	16,508	6,934	-	23,442	-	-	23,442	
510891	UNIV MICH DEPT NAT RESOURCES	DOBBS, F.	15,692	8,972	-	-	24,664	2,620	-	27,284	-	-	27,284	
531711	VA GRAD MARINE SCIENCE CONSORT	DOBBS, F.	40,418	7,719	-	-	48,137	8,177	-	56,314	-	-	56,314	
751581	WOODS HOLE OCEANOGRAPHIC INST	DOBBS, F.	16,587	1,016	-	-	17,603	7,394	-	24,997	-	-	24,997	
503976	* VA GRAD MARINE SCIENCE CONSORT	DOBBS, F.	-	2	-	86	88	1	-	89	-	-	89	
520231	* VA GRAD MARINE SCIENCE CONSORT	DOBBS, F.	5,017	3,859	-	16,374	25,250	3,728	-	28,978	-	-	28,978	
541171	UNIV MICH DEPT NAT RESOURCES	DOBBS, F.	5,490	1,985	-	-	7,475	1,257	-	8,732	-	-	8,732	
320341	* NATL SCIENCE FOUNDATION	GARGETT, A.	43,441	4,733	9,485	-	57,659	20,233	-	77,892	-	-	77,892	
142591	* NASA-LANGLEY RESEARCH CENTER	GROSCH, C.	12,983	-	-	-	12,983	3,375	-	16,358	-	-	16,358	
303430	* NATL SCIENCE FOUNDATION	GROSCH, C.	3,964	2,037	-	-	6,001	2,520	-	8,521	-	-	8,521	
320341	* NATL SCIENCE FOUNDATION	GROSCH, C.	14,481	1,578	-	-	19,221	6,745	-	25,966	-	-	25,966	
513321	* UNIV OF ALASKA FAIRBANKS	GROSCH, C.	4,755	80	3,162	-	8,335	2,031	-	6,866	-	-	6,866	
390621	NATL SCIENCE FOUNDATION	JONES, C.	33,205	1,207	-	-	34,412	14,797	-	49,209	-	-	49,209	
390622	NATL SCIENCE FOUNDATION	JONES, C.	-	72	-	-	72	18	-	90	-	-	90	
394301	NATL SCIENCE FOUNDATION	JONES, C.	13,913	52,038	-	12,271	78,222	32,658	-	110,880	-	-	110,880	
503977	VA GRAD MARINE SCIENCE CONSORT	JONES, C.	27,083	33,303	-	-	60,386	25,362	-	85,748	-	-	85,748	
532071	VA MARINE RESOURCES COMM	JONES, C.	51,472	9,566	11,376	-	72,414	15,259	-	87,673	-	-	87,673	
534691	VA MARINE RESOURCES COMM	JONES, C.	18,404	1,749	-	-	20,153	5,038	-	25,191	-	-	25,191	
542111	UNIVERSITY OF MARYLAND	JONES, C.	4,549	-	-	-	4,549	1,137	-	5,686	-	-	5,686	
547231	VA MARINE RESOURCES COMM	JONES, C.	2,324	-	-	-	2,324	581	-	2,905	-	-	2,905	
550541	VA MARINE RESOURCES COMM	JONES, C.	112,592	6,977	-	-	119,569	29,892	-	149,461	-	-	149,461	
330751	* NATL SCIENCE FOUNDATION	JONES, C.	15,444	678	-	18,183	34,305	4,201	-	38,506	-	-	38,506	
320341	* NATL SCIENCE FOUNDATION	JONES, C.	14,481	1,578	3,162	-	19,221	6,745	-	25,966	-	-	25,966	
547431	VA GRAD MARINE SCIENCE CONSORT	KLINCK, J.	1,738	1,843	-	-	3,581	-	-	3,581	-	-	3,581	
320472	NATL SCIENCE FOUNDATION	MCCONAUGHA, J.	21,657	1,231	-	-	22,888	9,613	-	32,501	-	-	32,501	
720491	VA ENVIRONMENTAL ENDOWMENT	MULHOLLAND, M.	11,569	2,707	-	-	14,276	-	-	14,276	-	-	14,276	
133761	NASA-GODDARD SPACEFLIGHT CNTR	MULHOLLAND, M.	12,755	4,284	-	-	17,039	7,156	-	24,195	-	-	24,195	
340101	NATL SCIENCE FOUNDATION	NOFFKE, N.	17,438	25,863	-	-	43,301	18,187	-	61,488	-	-	61,488	
502331	UNIVERSITY OF VIRGINIA	OERTEL, G.	3,374	501	-	-	3,875	1,007	-	4,882	-	-	4,882	
303430	* NATL SCIENCE FOUNDATION	ROYER, T.	15,808	8,122	-	-	23,930	10,051	-	33,981	-	-	33,981	
513321	* UNIV OF ALASKA FAIRBANKS	ROYER, T.	28,530	477	-	-	29,007	12,182	-	41,189	-	-	41,189	
347631	NATL SCIENCE FOUNDATION	VALLE-LEVINSON, A.	2,317	7,185	24,582	-	34,084	3,991	-	38,075	-	-	38,075	
544641	CENTER INNOVATIVE TECHNOLOGY	VALLE-LEVINSON, A.	2,992	-	-	-	2,992	778	-	3,770	-	-	3,770	
330751	* NATL SCIENCE FOUNDATION	VALLE-LEVINSON, A.	15,443	678	-	18,183	34,304	4,201	-	38,505	-	-	38,505	
522081	VA POLYTECHNIC INSTITUTE	WHITTECAR, R.	11,649	3,739	-	-	15,388	4,001	-	19,389	-	-	19,389	
544051	VA POLYTECHNIC INSTITUTE	WHITTECAR, R.	-	4,427	-	-	4,427	1,151	-	5,578	-	-	5,578	
711991	WEANACK LAND LTD	WHITTECAR, R.	435	747	-	-	1,183	296	-	1,479	-	-	1,479	
133821	NASA-GODDARD SPACEFLIGHT CNTR	ZIMMERMAN, R.	7,812	1,560	-	-	9,372	3,836	-	13,308	-	-	13,308	
542661	SAN JOSE STATE UNIV FOUNDATION	ZIMMERMAN, R.	28,056	18,517	-	-	46,573	19,560	-	66,133	-	-	66,133	
			837,760	269,962	51,767	66,227	1,225,716	393,505	-	1,619,221	-	-	1,619,221	32.10%

\*Represents split reporting of activity between PI and Co-PI's

**SCHEDULE 4**  
**OLD DOMINION UNIVERSITY RESEARCH FOUNDATION**  
**SPONSORED PROGRAM ACTIVITY BY INDIVIDUAL PROJECT**  
 (MEASURED BY EXPENDITURES INCURRED)  
**FOR FISCAL YEAR 2005**

PROJECT NUMBER	SPONSORING AGENCY	PRINCIPAL INVESTIGATOR / PROJECT DIRECTOR	PROJECT DIRECT COST						PROJECT IDC AND FEES			EFFECTIVE INDIRECT COST RATE	CENTER	
			PERSONNEL AND FRINGE BENEFITS	SUPPLIES, CONTRACTUAL, GENERAL, & TRAVEL	EQUIPMENT	SUBCONTRACTS, CONSTRUCTION, OTHER	TOTAL DIRECT COSTS	REIMBURSED INDIRECT COSTS	TOTAL SPECIAL FEES	TOTAL PROJECT COSTS				
324351	Ocean, Earth and Atmospheric Sciences - SSRP	ASHFORD, J.	1,686	164	-	-	-	1,850	777	-	2,627	SSRP		
334541	NATL SCIENCE FOUNDATION	ASHFORD, J.	86,701	2,327	6,503	-	-	95,531	37,392	-	132,923	SSRP		
551371	NATL SCIENCE FOUNDATION	ASHFORD, J.	14,150	4,419	-	-	-	18,569	7,799	-	26,368	SSRP		
304199	MD DEPT. OF NATURAL RESOURCES	DOBLIN, M.	11,681	-	-	-	-	11,681	4,906	-	16,587	SSRP		
532261	US DEPT OF THE INTERIOR	DOBLIN, M.	9,539	4,776	-	-	-	14,315	6,012	-	20,327	SSRP		
503976	UNIVERSITY OF DELAWARE	DOBLIN, M.	-	3	-	-	-	165	1	-	166	SSRP		
520231	* VA GRAD MARINE SCIENCE CONSORT	DOBLIN, M.	717	551	-	162	-	3,607	533	-	4,140	SSRP		
541171	* VA GRAD MARINE SCIENCE CONSORT	DOBLIN, M.	5,328	1,928	-	2,339	-	7,256	1,221	-	8,477	SSRP		
521321	* UNIV MICH DEPT NAT RESOURCES	DOBLIN, M.	-	-	-	(167)	-	(167)	-	-	(167)	SSRP		
750411	VA GRAD MARINE SCIENCE CONSORT	DRAKE, L.	1,888	919	-	66	-	2,873	1,207	-	4,080	SSRP		
503976	* CIESM - INT COM - EXPLORE MEDI	DRAKE, L.	(1)	18	-	831	-	848	7	-	855	SSRP		
541171	* VA GRAD MARINE SCIENCE CONSORT	DRAKE, L.	5,328	1,928	-	-	-	7,256	1,221	-	8,477	SSRP		
520231	* UNIV MICH DEPT NAT RESOURCES	DRAKE, L.	1,433	1,103	-	4,678	-	7,214	1,065	-	8,279	SSRP		
			138,450	18,136	6,503	7,909	-	170,998	62,141	-	233,139		36.34%	



**SCHEDULE 4**  
**OLD DOMINION UNIVERSITY RESEARCH FOUNDATION**  
**SPONSORED PROGRAM ACTIVITY BY INDIVIDUAL PROJECT**  
 (MEASURED BY EXPENDITURES INCURRED)  
**FOR FISCAL YEAR 2005**

PROJECT NUMBER	SPONSORING AGENCY	PRINCIPAL INVESTIGATOR / PROJECT DIRECTOR	PROJECT DIRECT COST					PROJECT IDC AND FEES					
			PERSONNEL AND FRINGE BENEFITS	SUPPLIES, CONTRACTUAL, GENERAL, & TRAVEL	EQUIPMENT	SUBCONTRACTS, CONSTRUCTION, OTHER	TOTAL DIRECT COSTS	REIMBURSED INDIRECT COSTS	TOTAL SPECIAL FEES	TOTAL PROJECT COSTS	EFFECTIVE INDIRECT COST RATE	CENTER	
Center for Coastal Physical Oceanography													
314523	NATL SCIENCE FOUNDATION	ATKINSON, L.	68,293	10,696	-	-	-	78,989	20,537	-	-	99,526	
352211	NATL OCEANIC/ATMOS ADMIN	ATKINSON, L.	-	14,137	-	-	-	14,137	3,676	-	-	17,813	
314571	NATL SCIENCE FOUNDATION	GARGETT, A.	29,390	1,802	-	-	-	31,192	13,101	-	-	44,293	
322571	NATL SCIENCE FOUNDATION	GARGETT, A.	15,828	7,629	-	-	-	23,457	9,652	-	-	33,309	
520651	STATE UNIVERSITY OF NEW JERSEY	GARGETT, A.	36,070	811	-	-	-	36,881	15,490	-	-	52,371	
151721	* NASA-LANGLEY RESEARCH CENTER	GROSCHE, C.	4,675	107	-	-	-	4,782	1,243	-	-	6,025	
111971	NASA-GODDARD SPACEFLIGHT CNTR	HOFMANN, E.	31,008	1,208	-	-	-	32,216	13,531	-	-	45,747	
133981	NASA-GODDARD SPACEFLIGHT CNTR	HOFMANN, E.	8,604	2,151	-	-	-	10,755	4,517	-	-	15,272	
300551	NATL SCIENCE FOUNDATION	HOFMANN, E.	-	365	-	-	-	365	153	-	-	518	
304391	NATL SCIENCE FOUNDATION	HOFMANN, E.	59,206	1,963	-	-	-	61,169	25,691	-	-	86,860	
304771	NATL SCIENCE FOUNDATION	HOFMANN, E.	35,096	7,687	-	-	-	42,783	17,969	-	-	60,752	
394081	NATL SCIENCE FOUNDATION	HOFMANN, E.	24,386	2,349	-	-	-	26,735	11,229	-	-	37,964	
514061	UNIV OF RHODE ISLAND	HOFMANN, E.	64,213	1,352	-	-	-	65,565	27,537	-	-	93,102	
703471	JOHNS-HOPKINS UNIV	HOFMANN, E.	8,208	8,208	-	-	-	8,208	-	-	-	8,208	
330721	* NATL OCEANIC/ATMOS ADMIN	HOFMANN, E.	-	1,283	-	-	-	1,283	539	-	-	1,822	
334151	* NATL SCIENCE FOUNDATION	HOFMANN, E.	16,901	2,031	-	-	-	18,932	7,951	-	-	26,883	
345851	* NATL OCEANIC/ATMOS ADMIN	HOFMANN, E.	-	6	-	-	-	6	2	-	-	8	
347351	* NATL OCEANIC/ATMOS ADMIN	HOFMANN, E.	2,189	-	-	-	-	2,189	919	-	-	3,108	
542561	* STATE UNIVERSITY OF NEW JERSEY	HOFMANN, E.	456	15	-	-	-	471	198	-	-	669	
545161	* NEW YORK SEA GRANT	HOFMANN, E.	7,851	763	-	-	-	8,614	3,618	-	-	12,232	
133551	NASA-GODDARD SPACEFLIGHT CNTR	KLINCK, J.	34,327	4,380	-	-	-	38,707	9,349	-	-	48,056	
314441	NATL SCIENCE FOUNDATION	KLINCK, J.	74,430	31,154	-	-	-	105,584	27,452	-	-	133,036	
525251	ODU	KLINCK, J.	97,861	6,387	-	-	8,042	112,290	-	-	-	112,290	
330721	* NATL OCEANIC/ATMOS ADMIN	KLINCK, J.	-	1,283	-	-	-	1,283	539	-	-	1,822	
334151	* NATL SCIENCE FOUNDATION	KLINCK, J.	16,901	2,032	-	-	-	18,933	7,952	-	-	26,885	
345851	* NATL OCEANIC/ATMOS ADMIN	KLINCK, J.	-	7	-	-	-	7	2	-	-	9	
347351	* NATL OCEANIC/ATMOS ADMIN	KLINCK, J.	2,190	-	-	-	-	2,190	920	-	-	3,110	
542561	* STATE UNIVERSITY OF NEW JERSEY	KLINCK, J.	457	14	-	-	-	471	198	-	-	669	
545161	* NEW YORK SEA GRANT	KLINCK, J.	7,851	764	-	-	-	8,615	3,618	-	-	12,233	
300571	NATL SCIENCE FOUNDATION	ROYER, T.	19,312	6,756	-	-	-	26,068	10,949	-	-	37,017	
322301	NATL SCIENCE FOUNDATION	ROYER, T.	12,692	1,875	-	-	16,683	31,250	6,118	-	-	37,368	
151721	* NASA-LANGLEY RESEARCH CENTER	TEJADA-MARTIN, A.	4,675	107	-	-	-	4,782	1,243	-	-	6,025	
300051	NATL SCIENCE FOUNDATION	VALLE-LEVINSON, A.	30,974	43,871	-	-	2,529	81,506	25,292	-	-	106,798	
300052	NATL SCIENCE FOUNDATION	VALLE-LEVINSON, A.	-	-	-	-	-	-	100	-	-	100	
554301	CENTER INNOVATIVE TECHNOLOGY	VALLE-LEVINSON, A.	9,470	2,689	-	-	-	12,159	3,161	-	-	15,320	
347261	* NATL OCEANIC/ATMOS ADMIN	VALLE-LEVINSON, A.	8,006	3,051	-	-	23,777	34,834	3,317	-	-	38,151	
702631	CONSORTIUM FOR OCEAN RES/IEDU	WEST-VALLE, A.	-	(60)	-	-	-	(60)	-	-	-	(60)	
741621	* CONSORTIUM FOR OCEAN RES/IEDU	WEST-VALLE, A.	595	-	-	-	-	595	-	-	-	595	
			723,907	166,307	51,031	6,698	947,943	277,963	-	-	1,225,906	29.32%	
Center for Coastal Physical Oceanography - SSRP													
320431	NATL SCIENCE FOUNDATION	AUSTIN, J.	18,409	434	-	-	-	18,843	7,914	-	-	26,757	SSRP
341141	NATL SCIENCE FOUNDATION	AUSTIN, J.	7,039	-	-	-	-	7,039	2,957	-	-	9,996	SSRP
541561	SKIDAWAY INST. OF OCEANOGRAPHY	AUSTIN, J.	5,120	1,116	-	-	-	6,236	2,619	-	-	8,855	SSRP
347261	* NATL OCEANIC/ATMOS ADMIN	AUSTIN, J.	8,006	3,050	23,777	-	-	34,833	3,317	-	-	38,150	SSRP
310801	NATL SCIENCE FOUNDATION	FRIEDRICH, M.	46,122	5,955	-	-	5,633	57,710	21,872	-	-	79,582	SSRP
311671	JER PROPULSION LABORATORY	FRIEDRICH, M.	-	40	-	-	-	40	17	-	-	57	SSRP
751601	CONSORTIUM FOR OCEAN RES/IEDU	SMITH, E.	1,365	4,526	-	-	860	6,751	-	-	-	6,751	SSRP
741621	* CONSORTIUM FOR OCEAN RES/IEDU	SMITH, E.	594	-	-	-	-	594	-	-	-	594	SSRP
			86,655	15,121	23,777	6,493	132,046	38,696	-	-	170,742	29.30%	

\*Represents split reporting of activity between PI and Co-PI's

**SCHEDULE 4**  
**OLD DOMINION UNIVERSITY RESEARCH FOUNDATION**  
**SPONSORED PROGRAM ACTIVITY BY INDIVIDUAL PROJECT**  
 (MEASURED BY EXPENDITURES INCURRED)  
**FOR FISCAL YEAR 2005**

PROJECT NUMBER	SPONSORING AGENCY	PRINCIPAL INVESTIGATOR / PROJECT DIRECTOR	PROJECT DIRECT COST					PROJECT IDC AND FEES								
			PERSONNEL AND FRINGE BENEFITS	SUPPLIES CONTRACTUAL, GENERAL, & TRAVEL	EQUIPMENT	SUBCONTRACTS, CONSTRUCTION, OTHER	TOTAL DIRECT COSTS	REIMBURSED INDIRECT COSTS	TOTAL SPECIAL FEES	TOTAL PROJECT COSTS	EFFECTIVE INDIRECT COST RATE	CENTER				
Psychology																
105252	NASA-LANGLEY RESEARCH CENTER	BALDWIN, C.	-	1,900	-	-	9,000	10,900	-	-	-	10,900	-	10,900	-	
340011	US PUBLIC HEALTH SERVICE	BALDWIN, C.	37,233	5,641	2,152	-	1,305	46,331	-	-	18,007	-	64,338	-		
130971	NASA-LANGLEY RESEARCH CENTER	BUSS, J.	29,616	9,349	5,484	-	-	44,449	-	-	16,365	-	60,814	-		
250941	OFFICE OF NAVAL RESEARCH	BUSS, J.	36,449	2,197	9,892	-	9,979	58,517	-	-	16,231	-	74,748	-		
102522	NASA-LANGLEY RESEARCH CENTER	DAVIS, D.	-	-	-	-	(1,524)	-	-	-	-	-	(1,524)	-		
103761	NASA-LANGLEY RESEARCH CENTER	DAVIS, D.	8,432	398	-	-	-	8,830	-	-	2,296	-	11,126	-		
341961	NATL SCIENCE FOUNDATION	DAVIS, D.	52,241	5,670	-	-	-	57,911	-	-	24,323	-	82,234	-		
345361	NATL SCIENCE FOUNDATION	DAVIS, D.	1,755	1,189	-	-	-	18,944	-	-	7,957	-	26,901	-		
324121	* NATL SCIENCE FOUNDATION	DAVIS, D.	14,879	543	425	-	-	15,847	-	-	5,706	-	21,553	-		
723141	* WAYNE F PLACEK SMALL GRNT	DERLEGA, V.	205	5	-	-	-	210	-	-	-	-	210	-		
742091	NORTHROP GRUMMAN	DICKINSON, T.	11,709	-	-	-	(64)	11,645	-	-	3,028	-	14,673	-		
141181	NASA-LANGLEY RESEARCH CENTER	FREEMAN, F.	17,775	4,284	-	-	-	22,059	-	-	5,735	-	27,794	-		
121341	* NASA-LANGLEY RESEARCH CENTER	FREEMAN, F.	-	-	-	-	(1)	(1)	-	-	(1)	-	(2)	-		
340621	US PUBLIC HEALTH SERVICE	KELLEY, M.	27,889	14,653	-	-	-	42,542	-	-	17,867	-	60,409	-		
505171	STATE UNIVERSITY OF NY	KELLEY, M.	17,728	1,211	-	-	-	18,939	-	-	7,954	-	26,893	-		
523951	STATE UNIVERSITY OF NY	KELLEY, M.	15,320	1,384	-	-	-	16,704	-	-	7,016	-	23,720	-		
540131	VA DEPARTMENT OF HEALTH	LEWIS, R.	138	-	-	-	-	138	-	-	-	-	138	-		
551021	VA DEPARTMENT OF HEALTH	LEWIS, R.	6,500	-	-	-	-	6,500	-	-	-	-	6,500	-		
723141	* WAYNE F PLACEK SMALL GRNT	LEWIS, R.	613	13	-	-	-	626	-	-	-	-	626	-		
521211	EASTERN VIRGINIA MED. SCHOOL	MAJOR, D.	4,487	-	-	-	(1)	4,486	-	-	1,167	-	5,653	-		
521212	EASTERN VIRGINIA MED. SCHOOL	MAJOR, D.	2,778	-	-	-	-	2,778	-	-	-	-	2,778	-		
324121	* NATL SCIENCE FOUNDATION	MAJOR, D.	50,763	1,854	1,448	-	-	54,065	-	-	19,468	-	73,533	-		
121341	* NASA-LANGLEY RESEARCH CENTER	MIKULKA, P.	-	-	-	-	(1)	(1)	-	-	(1)	-	(2)	-		
551051	PORTSMOUTH BEHAVIORAL HS	MORROW, J.	1,346	-	-	-	-	1,346	-	-	135	-	1,481	-		
544561	VA DIVISION OF MOTOR VEHICLES	PORTER, B.	257	-	-	-	-	257	-	-	26	-	283	-		
534401	VA DIVISION OF MOTOR VEHICLES	PORTER, B.	19,089	7,978	-	-	826	27,893	-	-	2,789	-	30,682	-		
534951	VA DIVISION OF MOTOR VEHICLES	PORTER, B.	1,546	-	-	-	-	1,546	-	-	124	-	1,670	-		
544171	EASTERN VIRGINIA MED. SCHOOL	PORTER, B.	8,103	726	-	-	-	8,829	-	-	883	-	9,712	-		
544571	VA DIVISION OF MOTOR VEHICLES	PORTER, B.	16,162	753	-	-	-	16,915	-	-	1,691	-	18,606	-		
544913	VA DIVISION OF MOTOR VEHICLES	PORTER, B.	1,765	264	-	-	1,781	3,810	-	-	162	-	3,972	-		
320841	* NATL SCIENCE FOUNDATION	SANCHES-HUCLES, J.	509	27	-	-	3,725	4,261	-	-	43	-	4,304	-		
320842	* NATL SCIENCE FOUNDATION	SANCHES-HUCLES, J.	25	17	-	-	620	662	-	-	3	-	665	-		
320843	* NATL SCIENCE FOUNDATION	SANCHES-HUCLES, J.	11,378	415	325	-	-	12,118	-	-	4,364	-	16,482	-		
324121	* NATL SCIENCE FOUNDATION	SANCHES-HUCLES, J.	32,628	16,029	-	-	1,495	50,152	-	-	20,436	-	70,588	-		
111731	NASA-AMES RESEARCH LABORATORY	SCERBO, M.	13,599	2,730	-	-	(2)	16,329	-	-	6,858	-	23,187	-		
244661	OFFICE OF NAVAL RESEARCH	SCERBO, M.	-	-	-	-	-	-	-	-	-	-	-	-		
121341	* NASA-LANGLEY RESEARCH CENTER	SCERBO, M.	-	-	-	-	(2)	(2)	-	-	-	-	(2)	-		
540171	* EASTERN VIRGINIA MED. SCHOOL	SCERBO, M.	26,463	6,741	-	-	-	33,204	-	-	3,320	-	36,524	-		
			485,380	85,971	19,726	-	27,138	618,215	-	-	193,952	-	812,167	-		
																31.37%

**SCHEDULE 4**  
**OLD DOMINION UNIVERSITY RESEARCH FOUNDATION**  
**SPONSORED PROGRAM ACTIVITY BY INDIVIDUAL PROJECT**  
 (MEASURED BY EXPENDITURES INCURRED)  
**FOR FISCAL YEAR 2005**

PROJECT NUMBER	SPONSORING AGENCY	PRINCIPAL INVESTIGATOR / PROJECT DIRECTOR	PROJECT DIRECT COST					PROJECT IDC AND FEES				EFFECTIVE INDIRECT COST RATE	CENTER
			PERSONNEL AND FRINGE BENEFITS	SUPPLIES, CONTRACTUAL, GENERAL, & TRAVEL	EQUIPMENT	SUBCONTRACTS, CONSTRUCTION, OTHER	TOTAL DIRECT COSTS	REIMBURSED INDIRECT COSTS	TOTAL SPECIAL FEES	TOTAL PROJECT COSTS			
350312	* US DEPT OF ENERGY	AMARIAN, M.	55,934	3,860	2,989	-	62,783	25,113	-	87,896	-	87,896	
350312	* US DEPT OF ENERGY	BUELTMANN, S.	55,934	3,860	2,989	-	62,783	25,113	-	87,896	-	87,896	
350312	* US DEPT OF ENERGY	DODGE, G.	55,934	3,860	2,989	-	62,783	25,113	-	87,896	-	87,896	
745611	LOS ALAMOS NATIONAL LAB	GODUNOV, A.	14,980	-	-	-	14,980	6,291	-	21,271	-	21,271	
320161	NORTH ATLANTIC TREATY ORGANIS	HAVEY, M.	-	1,923	-	-	1,923	-	-	1,923	-	1,923	
324421	NATL SCIENCE FOUNDATION	HAVEY, M.	8,329	8,329	-	-	8,329	-	-	8,329	-	8,329	
341151	NATL SCIENCE FOUNDATION	HAVEY, M.	44,103	34,694	59,404	2,435	140,636	33,095	-	173,731	-	173,731	
341152	NATL SCIENCE FOUNDATION	HAVEY, M.	7,898	-	-	-	7,898	-	-	7,898	-	7,898	
350312	* US DEPT OF ENERGY	HYDE-WRIGHT, C.	55,934	3,860	2,989	-	62,783	25,113	-	87,896	-	87,896	
350312	* US DEPT OF ENERGY	KUHN, S.	55,934	3,860	2,989	-	62,783	25,113	-	87,896	-	87,896	
742791	FORSCHUNGSZENTRUM KARLSRUHE	MYNENI, G.	-	3,613	-	-	3,613	939	-	4,552	-	4,552	
370861	US DEPT OF ENERGY	RADYUSHKIN, A.	34,362	1,453	2,781	-	38,596	15,042	-	53,638	-	53,638	
345621	US DEPT OF ENERGY	ROBERTS, W.	33,449	-	-	-	33,449	-	-	33,449	-	33,449	
323541	NATL SCIENCE FOUNDATION	SUKENIK, C.	-	1,242	-	-	1,242	-	-	1,242	-	1,242	
330851	NATL SCIENCE FOUNDATION	SUKENIK, C.	56,243	11,955	2,010	-	70,208	28,643	-	98,851	-	98,851	
350312	* US DEPT OF ENERGY	ULMER, P.	55,934	3,860	2,989	-	62,783	25,113	-	87,896	-	87,896	
133951	NASA-LANGLEY RESEARCH CENTER	VUSKOVIC, L.	3,615	1,991	-	-	5,606	1,457	-	7,063	-	7,063	
145731	NASA-LANGLEY RESEARCH CENTER	VUSKOVIC, L.	40,362	23,981	3,388	194	67,925	16,781	-	84,706	-	84,706	
151481	NASA-LANGLEY RESEARCH CENTER	VUSKOVIC, L.	6,642	454	-	-	7,096	1,845	-	8,941	-	8,941	
350312	* US DEPT OF ENERGY	WEINSTEIN, L.	56,914	3,928	3,043	-	63,885	25,556	-	89,441	-	89,441	
			634,172	116,723	88,560	2,629	842,084	282,302	-	1,124,386	-	1,124,386	33.52%



**SCHEDULE 4**  
**OLD DOMINION UNIVERSITY RESEARCH FOUNDATION**  
**SPONSORED PROGRAM ACTIVITY BY INDIVIDUAL PROJECT**  
 (MEASURED BY EXPENDITURES INCURRED)  
**FOR FISCAL YEAR 2005**

PROJECT NUMBER	SPONSORING AGENCY	PRINCIPAL INVESTIGATOR / PROJECT DIRECTOR	PROJECT DIRECT COST					PROJECT IDC AND FEES									
			PERSONNEL AND FRINGE BENEFITS	SUPPLIES, CONTRACTUAL, GENERAL, & TRAVEL	EQUIPMENT	SUBCONTRACTS, CONSTRUCTION, OTHER	TOTAL DIRECT COSTS	REIMBURSED INDIRECT COSTS	TOTAL SPECIAL FEES	TOTAL PROJECT COSTS	EFFECTIVE INDIRECT COST RATE	CENTER					
342671	Computer Sciences	ABDEL-WAHAB, H.	-	-	-	8,279	-	8,279	-	-	-	8,279	-	8,279	-	-	
350961	NATL SCIENCE FOUNDATION	BOLLEN, J.	3,917	1,812	-	-	-	5,729	-	-	2,407	-	8,136	-	8,136	-	
753471	LOS ALAMOS NATIONAL LAB	BOLLEN, J.	35,456	-	-	-	-	35,456	-	-	9,218	-	44,674	-	44,674	-	
732341	LOS ALAMOS NATIONAL LAB	BOLLEN, J.	1,442	14,592	-	-	-	16,034	-	-	1,604	-	17,638	-	17,638	-	
741541	RAYTHEON AIRCRAFT COMPANY	BOLLEN, J.	13,974	4,210	361	9,611	-	28,156	-	-	6,325	-	34,481	-	34,481	-	
742551	INFORMATION SYSTEMS SUPPORT	BOLLEN, J.	30,705	2,243	6,306	12,845	-	52,099	-	-	-	-	52,099	-	52,099	-	
142591	NASA-LANGLEY RESEARCH CENTER	GROSCH, C.	12,984	-	-	-	-	12,984	-	-	3,376	-	16,360	-	16,360	-	
151721	NASA-LANGLEY RESEARCH CENTER	GROSCH, C.	4,817	111	-	-	-	4,928	-	-	1,282	-	6,210	-	6,210	-	
303430	NATL SCIENCE FOUNDATION	GROSCH, C.	3,964	2,037	-	-	-	6,001	-	-	2,520	-	8,521	-	8,521	-	
513321	UNIV OF ALASKA FAIRBANKS	GROSCH, C.	4,755	80	-	-	-	4,835	-	-	2,031	-	6,866	-	6,866	-	
745931	CASTLE TECHNOLOGIES INC.	LEVINSTEIN, I.	7,415	4,681	-	85	-	7,500	-	-	-	-	7,500	-	7,500	-	
530161	UNIV OF MEMPHIS	LEVINSTEIN, I.	53,355	-	-	-	-	58,036	-	-	24,375	-	82,411	-	82,411	-	
542101	N ILLINOIS UNIVERSITY	LEVINSTEIN, I.	23,594	-	-	-	-	23,594	-	-	9,909	-	33,503	-	33,503	-	
547641	UNIV OF MEMPHIS	LEVINSTEIN, I.	5,728	-	-	-	-	5,728	-	-	2,406	-	8,134	-	8,134	-	
313991	NATL SCIENCE FOUNDATION	MALY, K.	42,900	6,063	-	-	-	48,963	-	-	20,565	-	69,528	-	69,528	-	
321331	NATL SCIENCE FOUNDATION	MALY, K.	95,483	21,314	12,250	-	-	129,047	-	-	49,055	-	178,102	-	178,102	-	
751951	GENERAL DYNAMICS	MALY, K.	7,027	-	-	-	-	7,027	-	-	1,827	-	8,854	-	8,854	-	
751991	OUTSITE NETWORKS	MALY, K.	8,493	-	-	-	-	8,493	-	-	-	-	8,493	-	8,493	-	
753001	GENERAL DYNAMICS	MALY, K.	17,958	-	-	-	-	17,958	-	-	4,669	-	22,627	-	22,627	-	
753011	GENERAL DYNAMICS	MALY, K.	13,843	-	-	-	-	13,843	-	-	3,599	-	17,442	-	17,442	-	
241951	DEFENSE TECH INFORMATION CTR	MALY, K.	9,402	119	-	-	-	9,521	-	-	2,475	-	11,996	-	11,996	-	
741541	RAYTHEON AIRCRAFT COMPANY	MALY, K.	20,962	6,316	540	14,416	-	42,234	-	-	9,488	-	51,722	-	51,722	-	
742851	ANDREW W. MELLON FOUNDATION	MALY, K.	11,811	1,417	-	-	-	13,228	-	-	-	-	13,228	-	13,228	-	
121521	NASA-LANGLEY RESEARCH CENTER	MUKKAMALA, R.	4,295	465	-	-	-	4,760	-	-	653	-	5,413	-	5,413	-	
132951	NASA-LANGLEY RESEARCH CENTER	MUKKAMALA, R.	5,283	4,558	-	-	-	9,841	-	-	2,559	-	12,400	-	12,400	-	
520371	JAMES MADISON UNIVERSITY	MUKKAMALA, R.	3,869	260	-	-	-	4,129	-	-	-	-	4,129	-	4,129	-	
144221	NASA-LANGLEY RESEARCH CENTER	MUUKKAMALA, R.	10,463	488	-	-	-	10,951	-	-	2,847	-	13,798	-	13,798	-	
742862	ANDREW W. MELLON FOUNDATION	NELSON, M.	21,999	4,294	-	-	-	26,293	-	-	-	-	26,293	-	26,293	-	
350961	NATL SCIENCE FOUNDATION	NELSON, M.	3,916	1,813	-	-	-	5,729	-	-	2,406	-	8,135	-	8,135	-	
741541	RAYTHEON AIRCRAFT COMPANY	NELSON, M.	13,974	4,210	361	9,611	-	28,156	-	-	6,325	-	34,481	-	34,481	-	
742551	INFORMATION SYSTEMS SUPPORT	NELSON, M.	30,705	2,242	6,306	12,845	-	52,099	-	-	-	-	52,099	-	52,099	-	
150241	NASA-LANGLEY RESEARCH CENTER	OLARIU, S.	5,953	452	-	-	-	6,405	-	-	1,565	-	8,070	-	8,070	-	
524062	JAMES MADISON UNIVERSITY	OLARIU, S.	6,109	(13)	-	-	-	6,096	-	-	-	-	6,096	-	6,096	-	
331222	NATL SCIENCE FOUNDATION	POTHAN, A.	78	-	-	-	-	78	-	-	20	-	98	-	98	-	
331221	NATL SCIENCE FOUNDATION	POTHAN, A.	76,574	2,409	-	-	-	78,983	-	-	33,173	-	112,156	-	112,156	-	
732341	US DEPT OF ENERGY	POTHAN, A.	15,244	178	-	-	-	15,422	-	-	6,477	-	21,899	-	21,899	-	
747011	LAWRENCE LIVERMORE NATL LAB	POTHAN, A.	160	1,621	-	-	-	1,781	-	-	178	-	1,959	-	1,959	-	
150241	NASA-LANGLEY RESEARCH CENTER	POTHAN, A.	12,324	775	-	-	-	13,099	-	-	5,502	-	18,601	-	18,601	-	
524062	JAMES MADISON UNIVERSITY	WADAA, A.	5,953	452	-	-	-	6,405	-	-	1,565	-	8,070	-	8,070	-	
150241	NASA-LANGLEY RESEARCH CENTER	WILSON, L.	6,132	465	-	1	-	6,598	-	-	1,716	-	8,314	-	8,314	-	
322661	NATL SCIENCE FOUNDATION	WILSON, L.	628	-	-	28,810	-	29,438	-	-	-	-	29,438	-	29,438	-	
524062	JAMES MADISON UNIVERSITY	WILSON, L.	4,581	(11)	-	-	-	4,570	-	-	-	-	4,570	-	4,570	-	
333791	NATL SCIENCE FOUNDATION	ZUBAIR, M.	47,681	5,792	-	-	-	53,473	-	-	22,459	-	75,932	-	75,932	-	
745041	INTERNATIONAL BUSINESS MACHINES	ZUBAIR, M.	(5,000)	2,587	-	-	-	(2,413)	-	-	-	-	(2,413)	-	(2,413)	-	
780051	INTERNATIONAL BUSINESS MACHINES	ZUBAIR, M.	-	1,611	-	-	-	1,611	-	-	-	-	1,611	-	1,611	-	
241951	DEFENSE TECH INFORMATION CTR	ZUBAIR, M.	9,403	119	-	-	-	9,522	-	-	2,476	-	11,998	-	11,998	-	
741541	RAYTHEON AIRCRAFT COMPANY	ZUBAIR, M.	20,962	6,316	541	14,415	-	42,234	-	-	9,488	-	51,722	-	51,722	-	
742861	ANDREW W. MELLON FOUNDATION	ZUBAIR, M.	11,812	1,416	-	-	-	13,228	-	-	-	-	13,228	-	13,228	-	
<b>TOTAL SCIENCES</b>			747,664	107,483	26,665	110,919	992,731	256,740	-	-	1,249,471	-	1,249,471	-	1,249,471	-	25,86%
			\$ 5,449,333	\$ 1,259,073	\$ 404,147	\$ 735,429	\$ 7,847,982	\$ 2,058,916	\$ -	\$ -	\$ 9,906,898	\$ -	\$ 9,906,898	\$ -	\$ 9,906,898	\$ -	26.23%

\*Represents split reporting of activity between PI and Co-PI's

**SCHEDULE 4**  
**OLD DOMINION UNIVERSITY RESEARCH FOUNDATION**  
**SPONSORED PROGRAM ACTIVITY BY INDIVIDUAL PROJECT**  
 (MEASURED BY EXPENDITURES INCURRED)  
**FOR FISCAL YEAR 2005**

PROJECT NUMBER	SPONSORING AGENCY	PRINCIPAL INVESTIGATOR / PROJECT DIRECTOR	PROJECT DIRECT COST					PROJECT IDC AND FEES				EFFECTIVE INDIRECT COST RATE	CENTER			
			PERSONNEL AND FRINGE BENEFITS	SUPPLIES, CONTRACTUAL, GENERAL, & TRAVEL	EQUIPMENT	SUBCONTRACTS, CONSTRUCTION, OTHER	TOTAL DIRECT COSTS	REIMBURSED INDIRECT COSTS	TOTAL SPECIAL FEES	TOTAL PROJECT COSTS						
<b>OTHER ACADEMIC UNITS</b>																
	Office of Research															
334312	US DEPT OF TRANSPORTATION	CREEDON, J.	-	-	-	581,978	-	-	-	-	-	581,978	-	-	581,978	ODURF
334313	US DEPT OF TRANSPORTATION	CREEDON, J.	-	-	-	486,951	-	-	-	-	-	486,951	-	-	486,951	ODURF
334314	US DEPT OF TRANSPORTATION	CREEDON, J.	-	-	-	227,992	-	-	-	-	-	227,992	-	-	227,992	ODURF
334315	US DEPT OF TRANSPORTATION	CREEDON, J.	-	-	-	108,910	-	-	-	-	-	108,910	-	-	108,910	ODURF
334316	US DEPT OF TRANSPORTATION	CREEDON, J.	-	-	-	226,805	-	-	-	-	-	226,805	-	-	226,805	ODURF
334317	ODU	CREEDON, J.	100,693	-	-	100,693	-	-	-	-	-	100,693	-	-	100,693	ODURF
734084	NATIONAL INSTITUTE FOR AEROSPACE	CREEDON, J.	35,351	7,046	-	42,397	-	-	-	17,807	-	60,204	-	-	60,204	ODURF
200502	US JOINT FORCES COMMAND	SMITH, R.	8,479	-	-	8,479	-	-	-	-	-	8,479	-	-	8,479	ODURF
200504	US JOINT FORCES COMMAND	SMITH, R.	33,581	-	-	33,581	-	-	-	1,500	-	35,081	-	-	35,081	ODURF
201129	COMMANDER OP TEST & EVAL FORCE	SMITH, R.	39,715	-	-	39,715	-	-	-	-	-	39,715	-	-	39,715	ODURF
201130	COMMANDER OP TEST & EVAL FORCE	SMITH, R.	18,269	-	-	18,269	-	-	-	-	-	18,269	-	-	18,269	ODURF
201131	COMMANDER OP TEST & EVAL FORCE	SMITH, R.	27,278	-	-	27,278	-	-	-	-	-	27,278	-	-	27,278	ODURF
			263,366	7,046	-	1,632,636	-	-	1,903,048	19,307	-	1,922,355	-	-	1,922,355	1.01%
<b>Student Services</b>																
551311	VA DEPARTMENT OF HEALTH	BURNETT, D.	-	3,969	-	3,969	-	-	3,969	357	-	4,326	-	-	4,326	
531921	VA DEPT OF ALCOHOLIC BEV CONTROL	FOSS, J.	-	2,561	-	12	-	-	2,573	-	-	2,573	-	-	2,573	
			-	6,530	-	12	-	-	6,542	357	-	6,899	-	-	6,899	5.46%
<b>Other Miscellaneous Units</b>																
751291	COUNCIL OF GRADUATE SCHOOLS	LANGLAIS, P.	763	2,271	2,291	-	-	-	5,325	-	-	5,325	-	-	5,325	
320841	* NATL SCIENCE FOUNDATION	SHARPE, M.	4,119	616	-	4,156	-	-	8,891	379	-	9,270	-	-	9,270	
320842	* NATL SCIENCE FOUNDATION	SHARPE, M.	1,188	64	-	8,691	-	-	9,943	100	-	10,043	-	-	10,043	
320843	* NATL SCIENCE FOUNDATION	SHARPE, M.	59	39	-	1,446	-	-	1,544	8	-	1,552	-	-	1,552	
			6,129	2,990	2,291	14,293	-	-	25,703	487	-	26,190	-	-	26,190	1.89%
	<b>TOTAL OTHER ACADEMIC UNITS</b>		<b>\$ 269,495</b>	<b>\$ 16,566</b>	<b>\$ 2,291</b>	<b>\$ 1,646,941</b>	<b>\$</b>	<b>\$ 1,935,293</b>	<b>\$ 20,151</b>	<b>\$</b>	<b>\$</b>	<b>\$ 1,955,444</b>	<b>\$</b>	<b>\$</b>	<b>\$ 1,955,444</b>	<b>1.04%</b>
	<b>TOTAL UNIVERSITY UNITS</b>		<b>\$ 17,443,063</b>	<b>\$ 3,658,719</b>	<b>\$ 947,301</b>	<b>\$ 6,774,301</b>	<b>\$</b>	<b>\$ 28,823,384</b>	<b>\$ 5,628,847</b>	<b>\$ 750</b>	<b>\$</b>	<b>\$ 34,452,981</b>	<b>\$</b>	<b>\$</b>	<b>\$ 34,452,981</b>	<b>19.53%</b>

\*Represents split reporting of activity between PI and Co-PI's

**SCHEDULE 4**  
**OLD DOMINION UNIVERSITY RESEARCH FOUNDATION**  
**SPONSORED PROGRAM ACTIVITY BY INDIVIDUAL PROJECT**  
 (MEASURED BY EXPENDITURES INCURRED)  
**FOR FISCAL YEAR 2005**

PROJECT NUMBER	SPONSORING AGENCY	PRINCIPAL INVESTIGATOR / PROJECT DIRECTOR	PROJECT DIRECT COST					PROJECT IDC AND FEES				EFFECTIVE INDIRECT COST RATE	CENTER			
			PERSONNEL AND FRINGE BENEFITS	SUPPLIES, CONTRACTUAL, GENERAL, & TRAVEL	EQUIPMENT	SUBCONTRACTS, CONSTRUCTION, OTHER	TOTAL DIRECT COSTS	REIMBURSED INDIRECT COSTS	TOTAL SPECIAL FEES	TOTAL PROJECT COSTS						
<b>OTHER ACTIVITIES: SEPARATE ENTITIES AND AFFILIATED UNITS</b>																
	Virginia Space Grant Consortium															
111944	NASA-GODDARD SPACEFLIGHT CNTR	SANDY, M.	151,821	31,960	-	-	48,863	232,644	77,188	-	-	309,832	VSGC			
111945	NASA-GODDARD SPACEFLIGHT CNTR	SANDY, M.	13,411	7,145	-	-	71,470	92,026	5,345	-	-	97,371	VSGC			
111946	NASA-GODDARD SPACEFLIGHT CNTR	SANDY, M.	66,871	7,832	-	-	74,703	74,703	19,423	-	-	94,126	VSGC			
111947	NASA-GODDARD SPACEFLIGHT CNTR	SANDY, M.	-	19,485	-	-	-	19,485	5,066	-	-	24,551	VSGC			
115531	NASA-GODDARD SPACEFLIGHT CNTR	SANDY, M.	127,557	86,458	-	-	456,500	670,515	89,886	-	-	760,401	VSGC			
115532	NATL SPACE GRANT FOUNDATION	SANDY, M.	-	-	-	-	12,319	12,319	5,174	-	-	17,493	VSGC			
132121	NASA-LANGLEY RESEARCH CENTER	SANDY, M.	9,757	9	-	2	9,768	2,540	-	-	-	12,308	VSGC			
144991	NASA-LANGLEY RESEARCH CENTER	SANDY, M.	6,525	14,550	-	-	9,430	30,505	2,540	-	-	38,436	VSGC			
145301	NASA-OTHER INSTALLATIONS	SANDY, M.	-	(1,550)	-	-	(32,000)	(33,550)	7,931	-	-	(33,953)	VSGC			
153601	NASA-OTHER INSTALLATIONS	SANDY, M.	-	-	-	-	68,000	68,000	-	-	-	68,000	VSGC			
153781	NASA-OTHER INSTALLATIONS	SANDY, M.	-	-	-	-	4,000	4,000	-	-	-	4,000	VSGC			
154071	NASA-GODDARD SPACEFLIGHT CNTR	SANDY, M.	37,113	10,242	-	-	108,013	155,368	19,889	-	-	175,257	VSGC			
154076	NASA-GODDARD SPACEFLIGHT CNTR	SANDY, M.	-	405	-	-	-	405	105	-	-	510	VSGC			
154431	NASA-OTHER INSTALLATIONS	SANDY, M.	-	-	-	-	8,000	8,000	-	-	-	8,000	VSGC			
154581	NASA-OTHER INSTALLATIONS	SANDY, M.	-	-	-	-	4,000	4,000	-	-	-	4,000	VSGC			
154591	NASA-OTHER INSTALLATIONS	SANDY, M.	-	-	-	-	4,000	4,000	-	-	-	4,000	VSGC			
154601	NASA-OTHER INSTALLATIONS	SANDY, M.	-	-	-	-	4,000	4,000	-	-	-	4,000	VSGC			
154961	NASA-OTHER INSTALLATIONS	SANDY, M.	-	-	-	-	4,000	4,000	-	-	-	4,000	VSGC			
155201	NASA-OTHER INSTALLATIONS	SANDY, M.	-	-	-	-	4,000	4,000	-	-	-	4,000	VSGC			
345321	JER PROPULSION LABORATORY	SANDY, M.	(400)	-	-	-	(4,000)	(4,400)	(104)	-	-	(4,504)	VSGC			
523751	SSTATE COUNCIL HIGHER ED IN VA	SANDY, M.	-	-	-	-	170,000	170,000	-	-	-	170,000	VSGC			
530191	GEORGE MASON UNIVERSITY	SANDY, M.	478	9,251	-	-	9,729	7,190	124	-	-	9,853	VSGC			
530192	GEORGE MASON UNIVERSITY	SANDY, M.	3,492	3,698	-	-	-	7,190	3,020	-	-	10,210	VSGC			
530691	COLLEGE OF CHARLESTON SC	SANDY, M.	-	658	-	-	150	808	-	-	-	808	VSGC			
540681	COLLEGE OF CHARLESTON SC	SANDY, M.	-	-	-	-	-	-	-	-	-	-	VSGC			
541441	GEORGE MASON UNIVERSITY	SANDY, M.	11,177	80	-	-	62,037	73,294	4,728	-	-	78,022	VSGC			
545011	VA POLYTECHNIC INSTITUTE	SANDY, M.	7,201	-	-	-	7,201	7,201	1,872	-	-	9,073	VSGC			
547381	GEORGE MASON UNIVERSITY	SANDY, M.	5,048	271	-	-	4,561	9,880	2,569	-	-	12,449	VSGC			
551981	UNIVERSITY OF ALABAMA	SANDY, M.	-	450	-	-	22,090	22,540	660	-	-	23,200	VSGC			
552751	VA DEPT OF EDUCATION	SANDY, M.	-	4,721	-	-	-	4,721	378	-	-	5,099	VSGC			
555111	UNIVERSITY OF ALABAMA	SANDY, M.	-	200	-	-	8,000	8,200	84	-	-	8,284	VSGC			
555121	UNIVERSITY OF ALABAMA	SANDY, M.	275	3,712	-	-	12,000	12,275	116	-	-	12,391	VSGC			
744631	NATIONAL INSTITUTE FOR AEROSPACE	SANDY, M.	2,164	3,712	-	-	19,926	25,802	2,029	-	-	27,831	VSGC			
745021	VA GLASSWORKS INC	SANDY, M.	35,784	9,263	-	-	-	45,047	18,920	-	-	63,967	VSGC			
745331	LOS ALAMOS NATIONAL LAB	SANDY, M.	-	-	-	-	6,775	6,775	461	-	-	7,236	VSGC			
745341	NATL SPACE GRANT FOUNDATION	SANDY, M.	-	550	-	-	5,845	6,395	622	-	-	7,017	VSGC			
751571	LOS ALAMOS NATIONAL LAB	SANDY, M.	-	-	-	-	1,000	1,000	-	-	-	1,000	VSGC			
753891	LOS ALAMOS NATIONAL LAB	SANDY, M.	-	-	-	-	32,000	32,000	-	-	-	32,000	VSGC			
754371	NATL SPACE GRANT FOUNDATION	SANDY, M.	-	2,175	-	-	20,000	22,175	914	-	-	23,089	VSGC			
754571	USRA - UNIV. SPACE RES-ASSOC.	SANDY, M.	-	-	-	-	23,000	23,000	-	-	-	23,000	VSGC			
320841	* NATL SCIENCE FOUNDATION	SANDY, M.	4,119	616	-	-	4,156	8,891	379	-	-	9,270	VSGC			
320842	* NATL SCIENCE FOUNDATION	SANDY, M.	1,188	64	-	-	8,691	9,843	100	-	-	10,043	VSGC			
320843	* NATL SCIENCE FOUNDATION	SANDY, M.	59	39	-	-	1,446	1,544	8	-	-	1,552	VSGC			
			483,287	203,386	-	-	1,181,525	1,868,198	269,024	-	-	2,137,222	14.40%			
National University Teleconference Network																
100084	NAT-UNIV TELCONFERENCE NETWORK	BARNETT, E.	46,869	55,007	-	-	-	101,876	-	-	-	101,876	NUTN			
			46,869	55,007	-	-	-	101,876	-	-	-	101,876	0.00%			
Association for Consortium Leadership																
100082	PRIVATE DONATIONS	DOTOLO, L.	-	27,092	-	-	-	27,092	1,084	-	-	28,176	ACL			
			-	27,092	-	-	-	27,092	1,084	-	-	28,176	4.00%			

\*Represents split reporting of activity between PI and Co-PIs

**SCHEDULE 4**  
**OLD DOMINION UNIVERSITY RESEARCH FOUNDATION**  
**SPONSORED PROGRAM ACTIVITY BY INDIVIDUAL PROJECT**  
 (MEASURED BY EXPENDITURES INCURRED)  
**FOR FISCAL YEAR 2005**

PROJECT NUMBER	SPONSORING AGENCY	PRINCIPAL INVESTIGATOR / PROJECT DIRECTOR	PROJECT DIRECT COST				PROJECT IDC AND FEES				EFFECTIVE INDIRECT COST RATE	CENTER	
			PERSONNEL AND FRINGE BENEFITS	SUPPLIES CONTRACTUAL, GENERAL, & TRAVEL	EQUIPMENT	SUBCONTRACTS, CONSTRUCTION, OTHER	TOTAL DIRECT COSTS	REIMBURSED INDIRECT COSTS	TOTAL SPECIAL FEES	TOTAL PROJECT COSTS			
320872	Virginia Tidewater Consortium for Higher Education	DOTOLO, L.	91,996	5,192	-	-	-	97,188	7,775	-	104,963		
320873	US DEPT OF EDUCATION	DOTOLO, L.	272,040	42,170	-	-	-	314,210	25,137	-	339,347		
100083	US DEPT OF EDUCATION	DOTOLO, L.	-	1,933	-	-	-	1,933	-	-	1,933		VTC
	NAT.UNIV TELCONFERENCE NETWORK		364,036	49,295	-	-	-	413,331	32,912	-	446,243		7.96%
120551	Virginia Commercial Space Flight Authority	REED, B.	196,317	31,750	-	-	-	228,067	-	-	228,067		VCSFA
124266	NASA-MARSHALL SPACEFLIGHT CNTR	REED, B.	-	-	-	42,500	-	42,500	-	-	42,500		VCSFA
124269	NASA-GODDARD SPACEFLIGHT CNTR	REED, B.	1,602	-	-	-	1,602	1,602	673	-	2,275		VCSFA
140342	NASA-GODDARD SPACEFLIGHT CNTR	REED, B.	-	-	-	54,314	-	54,314	-	-	54,314		VCSFA
140343	NASA-GODDARD SPACEFLIGHT CNTR	REED, B.	28,170	15,272	-	51,933	-	95,375	13,432	-	108,807		VCSFA
140344	NASA-GODDARD SPACEFLIGHT CNTR	REED, B.	6,906	14	13,500	44,002	-	64,422	2,900	-	67,322		VCSFA
140345	NASA-GODDARD SPACEFLIGHT CNTR	REED, B.	25,118	-	-	1	-	25,119	10,550	-	35,669		VCSFA
140346	NASA-GODDARD SPACEFLIGHT CNTR	REED, B.	4,491	425	-	259	-	5,175	41	-	5,216		VCSFA
140347	NASA-GODDARD SPACEFLIGHT CNTR	REED, B.	5,095	-	-	70,623	-	75,718	2,139	-	77,857		VCSFA
250871	US AIR FORCE	REED, B.	13,028	-	-	-	-	13,028	5,472	-	18,500		VCSFA
547301	MD DEPT BUSINESS ECON DEV	REED, B.	133,327	-	-	-	-	133,327	4,000	-	137,327		VCSFA
571677	VA GENERAL ASSEMBLY	REED, B.	10,800	5,276	-	-	-	16,076	-	-	16,076		VCSFA
571678	VA GENERAL ASSEMBLY	REED, B.	75,842	32,275	-	-	-	108,117	-	-	108,117		VCSFA
742051	LOCKHEED/MARTIN	REED, B.	-	-	-	348	-	348	-	-	348		VCSFA
742052	MICROCOSM INC	REED, B.	-	-	-	2,156	-	2,156	-	-	2,156		VCSFA
742053	LOCKHEED/MARTIN	REED, B.	-	-	-	1	-	1	-	-	1		VCSFA
742054	KT ENGINEERING	REED, B.	-	-	-	710	-	710	-	-	710		VCSFA
742055	LOCKHEED/MARTIN	REED, B.	33,733	2,000	-	-	-	35,733	14,268	-	50,001		VCSFA
751391	MICROCOSM INC	REED, B.	4,191	863	-	-	-	5,054	1,803	-	6,857		VCSFA
751392	MICROCOSM INC	REED, B.	29,904	611	-	-	-	30,515	12,589	-	43,104		VCSFA
711202	PRIVATE SPONSORS	REED, B.	-	29,302	-	-	-	29,302	-	-	29,302		VSFAI
			568,524	117,788	13,500	286,847	-	966,659	67,867	-	1,034,526		7.02%
711204	Virginia Space Flight Academy	REED, B.	-	39,878	-	-	-	39,878	-	-	39,878		VSFAI
711205	PRIVATE SPONSORS	REED, B.	-	20,831	-	-	-	20,831	-	-	20,831		VSFAI
711209	PRIVATE SPONSORS	REED, B.	-	1,088	-	-	-	1,088	-	-	1,088		VSFAI
			-	61,797	-	-	-	61,797	-	-	61,797		0.00%
554231	Mid-Atlantic Institute for Space and Technology	BALDWIN, R.	17,592	-	-	-	-	17,592	2,639	-	20,231		MIST
	MD DEPT BUSINESS ECON DEV		17,592	-	-	-	-	17,592	2,639	-	20,231		15.00%
<b>TOTAL OTHER ENTITIES</b>			<b>\$ 1,480,308</b>	<b>\$ 514,365</b>	<b>\$ 13,500</b>	<b>\$ 1,448,372</b>	<b>\$</b>	<b>\$ 3,456,545</b>	<b>\$ 373,526</b>	<b>\$</b>	<b>\$ 3,830,071</b>		<b>10.81%</b>
<b>GRAND TOTAL</b>			<b>\$ 18,923,371</b>	<b>\$ 4,173,084</b>	<b>\$ 960,801</b>	<b>\$ 8,222,673</b>	<b>\$</b>	<b>\$ 32,279,929</b>	<b>\$ 6,002,373</b>	<b>\$ 750</b>	<b>\$ 38,283,052</b>		<b>18.60%</b>

\*Represents split reporting of activity between PI and Co-PIs

**SCHEDULE 5**

**Center Generated Activity Reported as**

**Activity of an Academic Department**

**Fiscal Year 2005**



**SCHEDULE 5**  
**OLD DOMINION UNIVERSITY RESEARCH FOUNDATION**  
**CENTER GENERATED PROJECTS REPORTED AS ACTIVITY**  
**OF AN ACADEMIC DEPARTMENT**  
(MEASURED BY EXPENDITURES INCURRED)  
**FOR FISCAL YEAR 2005**

DEPARTMENT	PROJECT NUMBER / PROJECT DIRECTOR	PERSONNEL AND FRINGE BENEFITS	PROJECT DIRECT COST			PROJECT IDC AND FEES			TOTAL PROJECT COSTS	CENTER	
			SUPPLIES, CONTRACTUAL, GENERAL, & TRAVEL	EQUIPMENT	SUBCONTRACTS, CONSTRUCTION, OTHER	TOTAL DIRECT COSTS	REIMBURSED INDIRECT COSTS	TOTAL SPECIAL FEES			
<b>SOCIAL SCIENCE RESEARCH CENTER (SSRC):</b>											
PSYCHOLOGY	544561 PORTER, B.	257	-	-	-	257	-	26	-	283	SSRC
		257	-	-	-	257	-	26	-	283	
<b>TECHNOLOGY APPLICATIONS CENTER (TAC):</b>											
ELEC & COMPUTER ENGR	534819 ASARI, V.	8,239	1,685	-	-	9,924	-	-	-	9,924	TAC
ELEC & COMPUTER ENGR	534820 ASARI, V.	4,360	-	-	-	4,360	-	1,831	-	6,191	TAC
ELEC & COMPUTER ENGR	534821 ASARI, V.	6,034	2,290	-	-	8,324	-	-	-	8,324	TAC
ELEC & COMPUTER ENGR	534822 ASARI, V.	5,599	-	-	-	5,599	-	2,352	-	7,951	TAC
MECHANICAL ENGINEERING	534805 HOU, G.	8,353	-	-	-	8,353	-	-	-	8,353	TAC
MECHANICAL ENGINEERING	534806 HOU, G.	12,873	49	-	-	12,922	-	3,360	-	16,282	TAC
MECHANICAL ENGINEERING	534813 HOU, G.	1,747	91	-	-	1,838	-	-	-	1,838	TAC
MECHANICAL ENGINEERING	534814 HOU, G.	1,115	-	-	-	1,115	-	290	-	1,405	TAC
ENGINEERING TECHNOLOGY	534823 CONSIDINE, C.	652	5,845	-	-	6,497	-	-	-	6,497	TAC
ENGINEERING TECHNOLOGY	534824 CONSIDINE, C.	5,131	-	-	-	5,131	-	1,334	-	6,465	TAC
ENGINEERING TECHNOLOGY	534834 FLORY, I.	-	36	-	-	480	-	15	-	531	TAC
ENGINEERING TECHNOLOGY	734941 PETERSON, W.	-	-	-	-	8,259	-	826	-	9,085	TAC
AEROSPACE ENGINEERING	741461 KANDIL, O.	19,089	-	-	-	19,191	-	4,989	-	24,180	TAC
AEROSPACE ENGINEERING	534828 LANDMAN, D.	-	2,400	-	-	2,400	-	240	-	2,640	TAC
		73,192	12,396	-	-	94,429	8,841	15,237	-	109,666	

<b>\$ 73,449 \$</b>	<b>12,396 \$</b>	<b>- \$</b>	<b>8,841 \$</b>	<b>94,686 \$</b>	<b>15,263 \$</b>	<b>- \$</b>	<b>109,949</b>
---------------------	------------------	-------------	-----------------	------------------	------------------	-------------	----------------



**SCHEDULE 6**

**Selected Center Activity**

**Langley Full Scale Tunnel**

**Revenues and Expenditures**

**Fiscal Year 2005 through Fiscal Year 2000**

**SCHEDULE 6**  
**OLD DOMINION UNIVERSITY RESEARCH FOUNDATION**  
**SELECTED CENTER ACTIVITY**  
**LANGLEY FULL SCALE TUNNEL**  
**FISCAL YEAR 2005 THROUGH FISCAL YEAR 2000**

	Fiscal Year 2005	Fiscal Year 2004	Fiscal Year 2003	Fiscal Year 2002	Fiscal Year 2001	Fiscal Year 2000	Cumulative Through FY 1999
<b>UNIVERSITY ACTIVITY: LANGLEY FULL SCALE TUNNEL</b>							
REVENUES	\$ 831,721	\$ 722,674	\$ 1,104,304	\$ 986,148	\$ 947,040	\$ 678,096	\$ 756,250
EXPENDITURES							
Personnel & Fringe Benefits	424,853	424,989	679,187	664,386	524,662	271,844	362,049
Supplies, Contractual, General & Travel	161,129	301,783	245,497	260,518	244,977	160,314	465,762
Equipment	60,689	33,019	78,490	31,545	52,845	23,717	110,904
Subcontracts, Construction & Other	-	-	-	7,430	24,801	9,186	199,654
Administrative & Management Fees	-	-	-	96,388	-	-	-
Total Expenditures	\$ 646,671	\$ 759,791	\$ 1,003,174	\$ 1,060,267	\$ 847,285	\$ 465,061	\$ 1,138,369
Net Revenue (Deficit)	\$ 185,050	\$ (37,117)	\$ 101,130	\$ (74,119)	\$ 99,755	\$ 213,035	\$ (382,119)
Cumulative Net (Deficit)	\$ 105,615	\$ (79,435)	\$ (42,318)	\$ (143,448)	\$ (69,329)	\$ (169,084)	\$ (382,119)

**SCHEDULE 7**

**Sponsored Program Activity**

**Proposals Submitted and Awards Funded**

**University and Non-University Units**

**Fiscal Year 2005 through Fiscal Year 2001**

**SCHEDULE 7**  
**OLD DOMINION UNIVERSITY RESEARCH FOUNDATION**  
**SUMMARY OF PROPOSAL AND AWARD ACTIVITY**  
**FOR UNIVERSITY AND NON-UNIVERSITY UNITS**  
**FISCAL YEAR 2005 THROUGH FISCAL YEAR 2001**

	PROPOSALS SUBMITTED					AWARDS FUNDED				
	FY 05	FY 04	FY 03	FY 02	FY 01	FY 05	FY 04	FY 03	FY 02	FY 01
<b>UNIVERSITY ACTIVITY</b>										
<b>COLLEGE OF ARTS &amp; LETTERS</b>										
Art	\$ 40,426	\$ 9,000	\$ 165,000	\$ 3,000	\$ 20,820	\$ 2,000	\$ 2,000	\$ 800	\$ -	\$ 1,300
Communication & Theatre Arts	7,500	11,000	8,500	15,500	13,450	6,000	6,000	8,000	1,000	13,100
English	-	-	-	415	-	-	-	-	415	-
Foreign Languages & Literatures	67,757	-	-	-	-	-	-	-	-	-
History	44,329	-	-	-	333,155	19,800	-	-	-	-
Interdisciplinary Studies	55,883	-	-	-	1,000	55,642	-	-	-	-
International Studies	3,000	6,000	-	7,000	-	2,000	-	1,000	-	4,750
Music	44,030	-	-	-	-	-	-	-	-	-
Philosophy & Religious Studies	83,927	492,440	1,642,121	1,005,479	1,781,225	83,118	102,193	125,000	153,045	-
Political Science & Geography	1,533,181	995,368	849,272	2,864,259	218,489	498,344	475,979	663,568	628,354	261,872
Social Science Research Center	6,375,988	2,924,458	1,990,229	1,097,719	2,618,374	302,675	254,499	300,261	289,294	242,578
Sociology & Criminal Justice	201,471	72,248	-	-	-	-	2,303	-	-	-
Womens Studies	196,428	180,000	-	2,700	-	3,000	-	-	-	22,028
Dean's Office										
<b>College Total</b>	<b>\$ 8,653,920</b>	<b>\$ 4,690,515</b>	<b>\$ 4,655,122</b>	<b>\$ 4,996,072</b>	<b>\$ 4,990,513</b>	<b>\$ 972,579</b>	<b>\$ 842,974</b>	<b>\$ 1,098,629</b>	<b>\$ 1,072,108</b>	<b>\$ 545,628</b>
% Change from prior year	84.50%	0.76%	-6.82%	0.11%	23.08%	15.37%	-23.27%	2.47%	96.49%	78.36%
Average yearly increase (decrease)	22.69%					43.58%				
<b>COLLEGE OF BUSINESS AND PUBLIC ADMINISTRATION</b>										
Bank of America Entrepreneurial Center	\$ -	\$ 885	\$ 223,500	\$ 189,000	\$ 45,000	\$ 4,827	\$ 3,285	\$ 252,000	\$ 10,000	\$ 145,000
Business Administration	-	82,931	41,161	190,000	-	-	2,400	10,350	-	-
Economics	224,900	91,527	85,494	8,519	-	66,527	32,997	-	-	-
Information Systems/Decision Science	-	107,589	956,119	-	-	-	-	-	-	-
Urban Studies/Public Administration	26,731	646,309	754,767	218,063	308,743	26,731	-	104,694	216,313	203,570
<b>College Total</b>	<b>\$ 251,631</b>	<b>\$ 929,241</b>	<b>\$ 2,061,041</b>	<b>\$ 605,582</b>	<b>\$ 353,743</b>	<b>\$ 98,085</b>	<b>\$ 38,682</b>	<b>\$ 367,044</b>	<b>\$ 226,313</b>	<b>\$ 348,570</b>
% Change from prior year	-72.92%	-54.91%	240.34%	71.19%	-22.79%	153.57%	-89.46%	62.18%	-35.07%	-19.95%
Average yearly increase (decrease)	-9.02%					-15.45%				

Note: FY 04 proposals restated to be consistent with current year presentation.

**SCHEDULE 7**  
**OLD DOMINION UNIVERSITY RESEARCH FOUNDATION**  
**SUMMARY OF PROPOSAL AND AWARD ACTIVITY**  
**FOR UNIVERSITY AND NON-UNIVERSITY UNITS**  
**FISCAL YEAR 2005 THROUGH FISCAL YEAR 2001**

	PROPOSALS SUBMITTED					AWARDS FUNDED				
	FY 05	FY 04	FY 03	FY 02	FY 01	FY 05	FY 04	FY 03	FY 02	FY 01
<b>COLLEGE OF EDUCATION</b>										
Early Childhood, Speech Lang. Path. & Spec. Ed.	\$ 5,659,938	\$ 2,066,717	\$ 3,327,340	\$ 2,485,472	\$ 5,763,888	\$ 1,973,512	\$ 1,705,867	\$ 2,149,144	\$ 1,740,646	\$ 2,007,606
Educational Curriculum & Instruction	11,516,077	2,018,768	7,350,272	1,644,647	3,151,050	567,520	333,144	430,533	84,250	904,691
Educational Leadership & Counseling	1,046,905	73,483	2,185,385	651,383	1,481,075	246,327	-	24,689	35,000	165,000
Exercise Science, Phys. Ed. & Recreation	390,490	1,026,613	222,000	765,343	725,628	121,000	221,500	104,370	146,513	256,000
Foundations & Special Programs	7,500	-	149,617	-	-	-	5,752	-	-	-
Occupational & Technical Studies	523,464	176,236	493,765	124,251	31,150	151,900	161,236	26,550	28,043	-
Dean's Office	982,717	2,085,946	1,827,771	241,600	413,353	253,507	9,275	100,000	67,600	224,329
<b>College Total</b>	<b>\$ 20,127,091</b>	<b>\$ 7,467,763</b>	<b>\$ 15,556,150</b>	<b>\$ 5,912,696</b>	<b>\$ 11,566,144</b>	<b>\$ 3,313,766</b>	<b>\$ 2,436,774</b>	<b>\$ 2,835,286</b>	<b>\$ 2,102,052</b>	<b>\$ 3,557,626</b>
% Change from prior year	169.52%	-51.99%	163.10%	-48.86%	64.08%	35.99%	-14.06%	34.88%	-40.91%	148.26%
Average yearly increase ( decrease)	44.07%					26.25%				
<b>COLLEGE OF ENGINEERING &amp; TECHNOLOGY</b>										
Aerospace Engineering	\$ 4,639,069	\$ 642,432	\$ 2,852,394	\$ 11,663,509	\$ 6,722,334	\$ 718,302	\$ 2,543,574	\$ 1,676,857	\$ 733,018	\$ 2,181,686
Aerospace Engineering - SSRP	50,000	50,000	-	-	-	-	99,607	-	-	-
ARC: Applied Research Center	7,663,050	2,576,647	1,986,887	5,704,109	15,062,184	702,292	1,060,892	683,824	329,143	1,211,739
Center for Advanced Engineering Environments	-	4,297,020	1,391,454	-	880,000	1,338,780	721,309	-	-	697,171
Center for Bioelectronics	2,251,087	1,294,435	1,336,332	-	-	1,369,438	130,774	1,950	-	-
Civil & Environmental Engineering	831,304	208,512	870,970	1,824,585	2,854,053	437,948	187,740	302,394	1,205,748	708,339
Electrical & Computer Engineering	7,823,456	5,799,680	9,948,721	14,025,662	10,479,000	2,696,521	1,145,416	3,430,228	3,081,093	1,419,147
Electrical & Computer Engineering - SSRP	-	-	-	45,273	218,910	-	-	-	-	109,455
Engineering Management	1,028,272	956,463	622,830	667,385	816,905	801,724	489,528	161,862	276,212	466,543
Engineering Technology	2,155,126	2,898,223	4,524,501	3,226,585	2,003,991	161,688	363,905	233,127	508,046	155,629
Mechanical Engineering	3,731,475	2,085,450	6,459,703	2,643,737	10,011,126	770,051	681,400	1,324,447	720,446	1,548,934
TAC: Technology Applications Center	136,515	238,193	487,482	862,037	70,443	138,912	332,383	569,152	409,270	202,943
VMASC: Virginia Modeling, Analysis & Simulation Center	26,315,345	22,754,887	40,968,974	4,814,027	14,966,417	10,983,601	12,379,409	4,708,099	5,215,624	3,535,817
Dean's Office	528,849	107,499	-	46,769	-	163,400	90,000	40,000	-	-
<b>College Total</b>	<b>\$ 57,153,549</b>	<b>\$ 43,919,441</b>	<b>\$ 71,449,248</b>	<b>\$ 45,523,678</b>	<b>\$ 64,085,363</b>	<b>\$ 20,282,657</b>	<b>\$ 20,226,037</b>	<b>\$ 13,131,940</b>	<b>\$ 12,478,600</b>	<b>\$ 12,237,403</b>
% Change from prior year	30.13%	-38.53%	56.95%	-28.96%	182.60%	0.28%	54.02%	5.24%	1.97%	45.66%
Average yearly increase ( decrease)	30.41%					28.28%				

Note: FY 04 proposals restated to be consistent with current year presentation.

**SCHEDULE 7**  
**OLD DOMINION UNIVERSITY RESEARCH FOUNDATION**  
**SUMMARY OF PROPOSAL AND AWARD ACTIVITY**  
**FOR UNIVERSITY AND NON-UNIVERSITY UNITS**  
**FISCAL YEAR 2005 THROUGH FISCAL YEAR 2001**

	PROPOSALS SUBMITTED					AWARDS FUNDED				
	FY 05	FY 04	FY 03	FY 02	FY 01	FY 05	FY 04	FY 03	FY 02	FY 01
<b>COLLEGE OF HEALTH SCIENCES</b>										
Community & Environmental Health	\$ 1,049,177	\$ 256,490	\$ 20,000	\$ 156,738	\$ 49,507	\$ 99,684	\$ -	\$ -	\$ 49,000	\$ -
Dental Hygiene	84,857	353,565	84,921	105,132	26,773	-	36,443	63,298	19,452	11,621
Medical Laboratory & Radiation Sciences	-	20,000	20,000	99,971	414,560	-	-	-	-	-
Nursing	5,212,717	1,679,723	1,642,361	1,912,528	2,108,072	368,697	382,699	-	-	21,012
Physical Therapy	155,689	78,424	26,548	1,347,154	-	208,427	36,000	-	5,000	-
Dean's Office	1,062,143	22,022	438,144	-	-	-	-	-	-	-
<b>College Total</b>	<b>\$ 7,564,583</b>	<b>\$ 2,410,224</b>	<b>\$ 2,231,974</b>	<b>\$ 3,621,523</b>	<b>\$ 2,598,912</b>	<b>\$ 676,808</b>	<b>\$ 455,142</b>	<b>\$ 63,298</b>	<b>\$ 73,452</b>	<b>\$ 32,633</b>
% Change from prior year	213.85%	7.95%	-38.37%	39.35%	1.64%	48.70%	619.05%	-13.82%	125.09%	-34.33%
Average yearly increase (decrease)	39.17%					252.38%				
<b>COLLEGE OF SCIENCES</b>										
Biological Sciences	\$ 15,000,479	\$ 9,277,206	\$ 4,122,726	\$ 11,341,384	\$ 12,444,796	\$ 2,075,062	\$ 2,263,554	\$ 2,429,749	\$ 2,628,968	\$ 2,789,130
Center for Biotechnology	-	-	53,078	-	483,900	-	-	53,078	88,794	428,168
Center for Coastal Physical Oceanography	3,244,036	3,396,609	5,901,887	1,390,633	11,322,289	1,051,795	1,675,964	974,688	1,115,507	1,331,923
Center for Coastal Physical Oceanography - SSRP	1,428,202	1,140,238	1,488,861	192,090	7,296,850	45,308	442,776	232,109	294,111	696,111
Center for Computational Sciences	-	113,204	-	-	-	25,000	-	-	-	-
Chemistry and Biochemistry	7,811,475	11,040,398	10,159,913	8,727,432	17,125,148	1,865,007	1,110,138	287,169	1,294,708	1,233,371
Computer Science	5,473,272	8,360,148	6,435,362	4,578,087	11,001,006	1,526,969	1,621,618	953,999	1,375,932	961,190
Mathematics and Statistics	4,165,762	1,017,498	8,363,252	2,148,303	4,370,563	819,143	341,468	424,509	551,028	464,023
Mathematics and Statistics - SSRP	-	447,463	211,559	-	303,595	389,488	53,680	74,041	139,564	90,000
Ocean, Earth & Atmospheric Sciences	10,511,305	13,312,239	7,276,346	8,559,538	17,911,480	1,355,004	953,634	1,405,445	2,853,611	1,605,645
Ocean, Earth & Atmospheric Sciences - SSRP	958,433	2,108,012	655,933	185,586	336,269	302,177	130,624	168,512	182,737	5,000
Physics	4,527,501	3,039,940	3,236,560	14,742,991	3,584,371	959,279	1,222,912	778,749	786,020	762,929
Psychology	3,272,378	3,229,028	1,138,236	3,990,880	7,479,622	1,046,048	926,945	750,644	645,112	3,307,779
Dean's Office	195,672	28,550	19,417	1,138,780	173,653	170,400	-	-	-	-
<b>College Total</b>	<b>\$ 56,588,515</b>	<b>\$ 56,510,543</b>	<b>\$ 49,063,130</b>	<b>\$ 66,995,704</b>	<b>\$ 93,833,542</b>	<b>\$ 11,630,680</b>	<b>\$ 10,743,313</b>	<b>\$ 8,532,672</b>	<b>\$ 11,956,082</b>	<b>\$ 13,675,169</b>
% Change from prior year	0.14%	15.18%	-13.92%	-39.26%	112.58%	8.26%	25.91%	-28.63%	-12.57%	6.74%
Average yearly increase (decrease)	5.64%					-1.84%				
<b>OTHER</b>										
<b>TOTAL - UNIVERSITY UNITS</b>	<b>\$ 581,483</b>	<b>\$ 2,480,046</b>	<b>\$ 4,392,187</b>	<b>\$ 1,963,127</b>	<b>\$ 3,365,181</b>	<b>\$ 134,590</b>	<b>\$ 1,557,932</b>	<b>\$ 2,651,203</b>	<b>\$ 814,673</b>	<b>\$ 2,079,611</b>
% Change from prior year	27.44%	-20.75%	24.90%	-33.84%	124.33%	2.23%	26.57%	-0.15%	-11.56%	36.84%
Average yearly increase (decrease)	17.45%					11.27%				

Note: FY 04 proposals restated to be consistent with current year presentation.



**SCHEDULE 7**  
**OLD DOMINION UNIVERSITY RESEARCH FOUNDATION**  
**SUMMARY OF PROPOSAL AND AWARD ACTIVITY**  
**FOR UNIVERSITY AND NON-UNIVERSITY UNITS**  
**FISCAL YEAR 2005 THROUGH FISCAL YEAR 2001**

	PROPOSALS SUBMITTED					AWARDS FUNDED				
	FY 05	FY 04	FY 03	FY 02	FY 01	FY 05	FY 04	FY 03	FY 02	FY 01
<b>NON-UNIVERSITY ACTIVITY</b>										
CASRM	\$ -	\$ -	\$ -	\$ -	\$ 289,396	\$ -	\$ -	\$ -	\$ 136,251	\$ 289,396
Center for Public/Private Partnership	-	-	-	42,498	40,398	-	-	-	42,498	40,398
Mid-Atlantic Institute for Space & Technology	107,990	-	-	-	-	-	-	-	-	-
VA Tidewater Consortium for Higher Education	-	-	298,147	519,893	2,487,263	-	932,368	457,043	405,708	371,895
VA Space Grant Consortium	7,117,454	3,680,968	1,664,439	651,559	5,462,541	2,158,837	2,136,321	2,484,339	1,915,929	1,809,047
VA Commercial Space Flight Authority	222,500	5,481,559	100,000	4,333,140	500,859	961,548	1,948,421	547,752	1,218,465	596,157
Total Non-University Activity	\$ 7,447,944	\$ 9,162,527	\$ 2,052,586	\$ 5,547,090	\$ 8,780,457	\$ 3,694,559	\$ 5,017,110	\$ 3,489,134	\$ 3,718,851	\$ 3,106,393
% Change from prior year	-18.71%	344.23%	-62.82%	-36.82%	72.16%	-26.36%	43.79%	-6.18%	19.72%	17.67%
Average yearly increase ( decrease)	9.21%					7.96%				
<b>GRAND TOTAL</b>	\$ 158,348,716	\$ 127,570,300	\$ 151,471,438	\$ 125,165,472	\$ 189,573,855	\$ 40,803,724	\$ 41,317,964	\$ 32,169,206	\$ 32,442,131	\$ 35,683,033
<b>% CHANGE FROM PRIOR YEAR</b>	24.13%	-15.76%	21.02%	-33.98%	121.22%	-1.24%	28.44%	-0.84%	-8.63%	34.92%
Average yearly increase ( decrease)	16.96%					10.94%				

Note: FY 04 proposals restated to be consistent with current year presentation.